

NEUTRON BACKGROUND RADIATION IN
SOLID

Lorenzo Zana
Syracuse University
October 9 2012

Power flux from Beam and Target

- In order to activate a material a power deposition of $\sim 10W/cm^2$ is needed.

Power flux from Beam and Target

- In order to activate a material a power deposition of $\sim 10W/cm^2$ is needed.
- To evaluate this I plotted The power flux per cm^2 as a function of the polar angle and normalized for a sphere of 1m (for $50\mu A$ current)

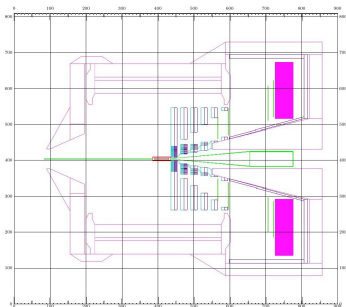
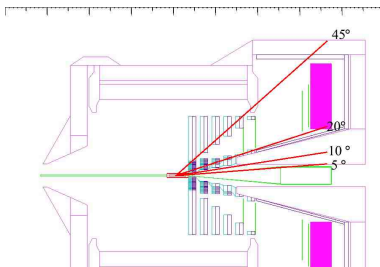
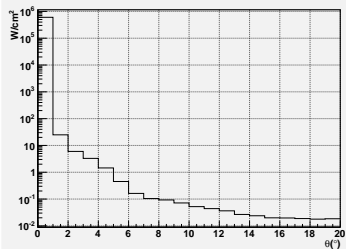
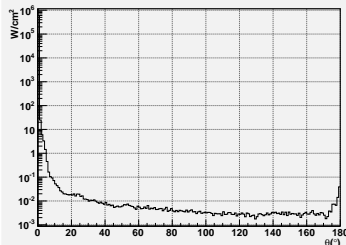
Power flux from Beam and Target

- In order to activate a material a power deposition of $\sim 10W/cm^2$ is needed.
- To evaluate this I plotted The power flux per cm^2 as a function of the polar angle and normalized for a sphere of 1m (for $50\mu A$ current)
- At 50cm the power will be 4 times more; At 2m will be 4 times less

Power flux from Beam and Target

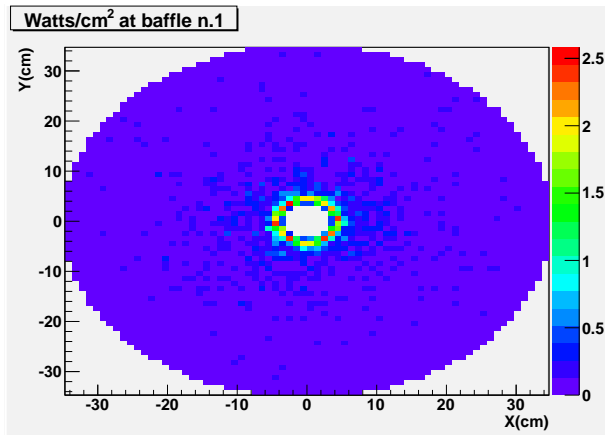
- In order to activate a material a power deposition of $\sim 10W/cm^2$ is needed.
- To evaluate this I plotted The power flux per cm^2 as a function of the polar angle and normalized for a sphere of 1m (for $50\mu A$ current)
- At 50cm the power will be 4 times more; At 2m will be 4 times less

Power flux from Beam and Target

**Energy flux @ 1m****Energy flux @ 1m**

Power flux from Beam and Target

Power flux on first baffle



Power flux from Beam and Target

Inside SoLID

- No hot spots for activation
- ToDo study of SIDIS config

Outside SoLID

- Possible Hotspot for activation on beampipe downstream
- Some collimation could be studied to take care of it.