

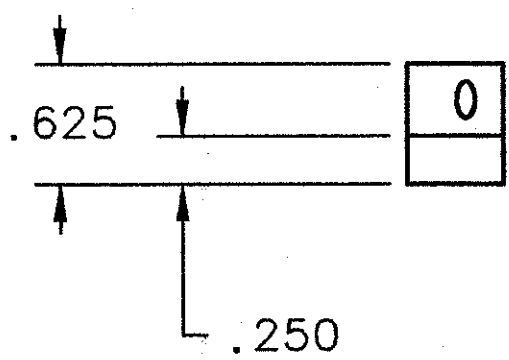
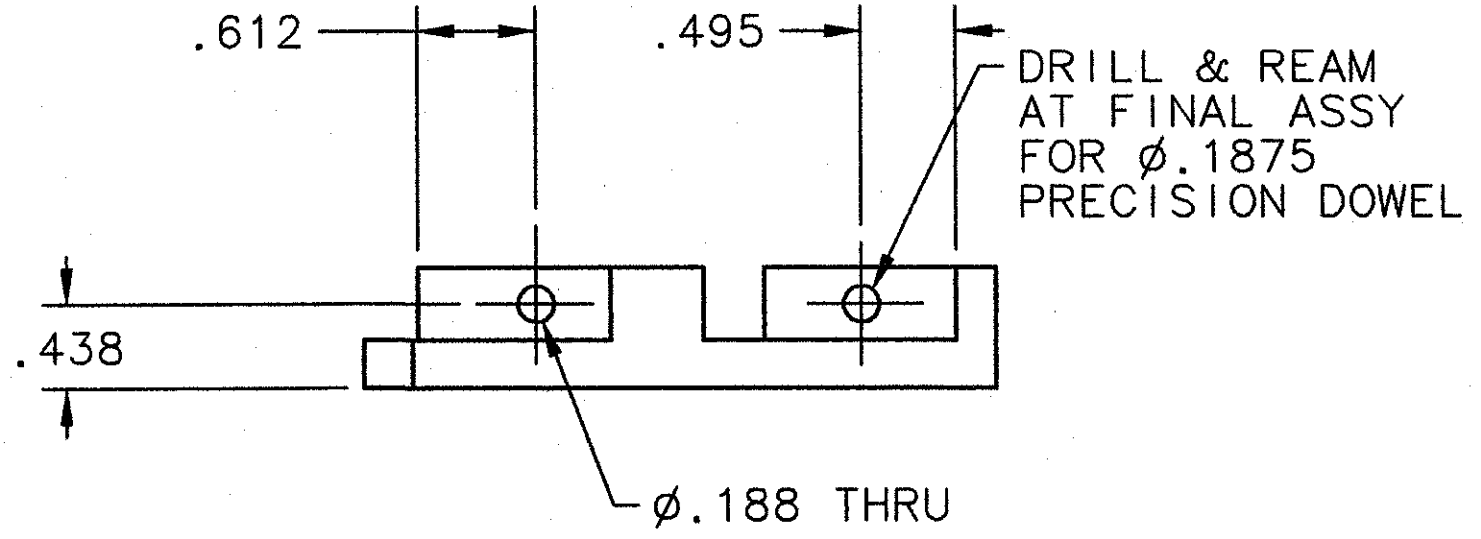
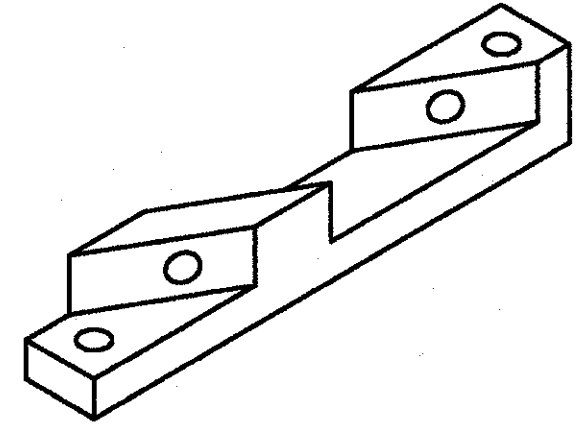
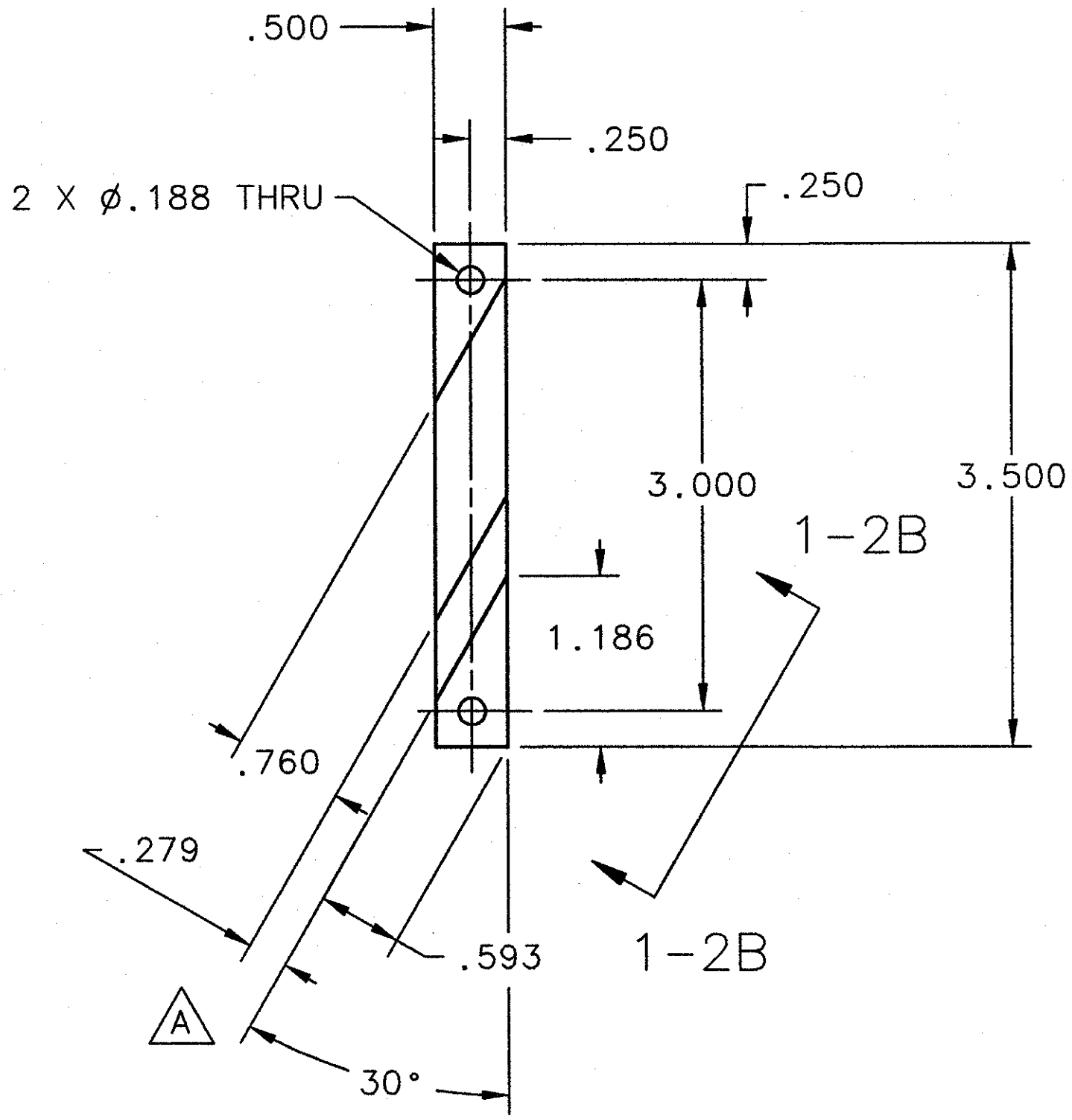
4

3

2

1

REVISION HISTORY				
ZONE	REV	DESCRIPTION	DATE	APPROVED
1-4C	A	ADDED 30° DIMENSION	29NOV07	MILLER
			30NOV07	ARG



NOTES:
1. APPROX. WEIGHT .2 LB.

DOCUMENT CONTROL STAMP 	DIM & TOL PER ASME Y14.5 UNLESS OTHERWISE SPECIFIED DIMENSIONS ARE IN INCHES TOLERANCES ARE: FRACTIONS ± N/A DECIMAL .XX ± .01 XXX ± .005 ANGLES ± .50°	TRACKING NO. N/A		United States Department of Energy Newport News Virginia
		APPROVALS	DATE	
MATERIAL C101 OR 102 OFHC COPPER	THIRD ANGLE PROJECTION 	DRAWN J. MILLER	02NOV07	HALL A - PREX TARGET - CRYOTARGET LOOP LEAD TARGET LADDER BRACKET
FINISH MACHINED SURFACES 125 UNLESS OTHERWISE NOTED DEBURR & BREAK ALL SHARP EDGES		CHECKED A. CAVALYA	27NOV07	
DO NOT SCALE DRAWING		APPROVED A. CAVALYA	27NOV07	
		APPROVED ROBERT MICHAELS	27NOV07	SIZE DWG. NO. REV. C A06002-03-02-0107 A
				SCALE 1:1 USED ON ASSY NO. A06002-03-02-0100 SHEET 1 OF 1

4

3

2

1