The dynamics of the quasielastic ^{16}O$(e, e'p)$ reaction at $Q^2 = 0.8$ (GeV/c)^2

K.G. Fissum,[1,*] M. Liang,[2] B.D. Anderson,[3] K.A. Aniol,[4] L. Auerbach,[5] F.T. Baker,[6] J. Berthot,[7] W. Bertozzi,[1] P.-Y Bertin,[7] L. Bimbot,[8] W.U. Boeglin,[9] E.J. Brash,[10] V. Breton,[7] H. Breuer,[11] E. Burtin,[12] J.R. Calarco,[13] L. Cardman,[2] G.D. Cates,[14] C. Cavata,[12] C.C. Chang,[11] J.-P. Chen,[2] E. Cisbani,[15] D.S. Dale,[16] R. De Leo,[17] A. Deur,[7] B. Diederich,[18] P. Djawotho,[19] J. Domingo,[2] B. Doyle,[16] J.-E. Ducret,[12] M.B. Epstein,[4] L.A. Ewell,[11] J.M. Finn,[19] H. Fonvieille,[7] B. Frois,[12] S. Frullani,[15] J. Gao,[1] F. Garibaldi,[15] A. Gasparian,[16,20] S. Gilad,[1] R. Gilman,[2,21] A. Glamazdin,[22] C. Glashausser,[21] J. Gomez,[2] V. Gorbenko,[22] T. Gorringe,[16] F.W. Hersman,[13] R. Holmes,[23] M. Holtrop,[13] N. d'Hose,[12] C. Howell,[24] G.M. Huber,[10] C.E. Hyde-Wright,[18] M. Iodice,[15] C.W. de Jager,[2] S. Jaminion,[7] M.K. Jones,[19] K. Joo,[25] C. Jutier,[7,18] W. Kahl,[23] S. Kato,[26] J.J. Kelly,[11] S. Kerhoas,[12] M. Khandaker,[27] M. Khayat,[3] K. Kino,[28] W. Korsch,[16] L. Kramer,[9] K.S. Kumar,[14] G. Kumbartzki,[21] G. Laveissière,[7] A. Leone,[29] J.J. LeRose,[2] L. Levchuk,[22] R.A. Lindgren,[25] N. Liyanage,[1] G.J. Lolos,[10] R.W. Lourie,[30] R. Madey,[3,2,20] K. Maeda,[28] S. Malov,[21] D.M. Manley,[3] D.J. Margaziotis,[4] P. Markowitz,[9] J. Martino,[12] J.S. McCarthy,[25] K. McCormick,[18] J. McIntyre,[21] R.L.J. van der Meer,[10] Z.-E. Meziani,[5] R. Michaels,[2] J. Mougey,[31] S. Nanda,[2] D. Neyret,[12] E.A.J.M. Offermann,[2] Z. Papandreou,[10] C.F. Perdrisat,[19] R. Perrino,[29] G.G. Petratos,[3] S. Platchkov,[12] R. Pomatsalyuk,[22] D.L. Prout,[3] V.A. Punjabi,[27] T. Pussieux,[12] G. Quéméner,[19] R.D. Ransome,[21] O. Ravel,[7] Y. Roblin,[7] R. Roche,[32] D. Rowntree,[1] G.A. Rutledge,[19] P.M. Rutt,[21] A. Saha,[2] T. Saito,[28] A.J. Sarty,[32] A. Serdarevic-Offermann,[10] T.P. Smith,[13] A. Soldi,[33] P. Sorokin,[22] P. Souder,[23] R. Suleiman,[3] J.A. Templon,[6] T. Terasawa,[28] L. Todor,[18] H. Tsubota,[28] H. Ueno,[26] P.E. Ulmer,[18] G.M. Urciuoli,[15] P. Vernin,[12] S. van Verst,[1] B. Vlahovic,[33] H. Voskanyan,[34] J.W. Watson,[3] L.B. Weinstein,[18] K. Wijesooriya,[19] R. Wilson,[35] B. Wojtsekhowski,[2] D.G. Zainea,[10] V. Zeps,[16] J. Zhao,[1] and Z.-L. Zhou[1]

(The Jefferson Lab Hall A Collaboration)

J.M. Udías and J.R. Vignote
Universidad Complutense de Madrid, E-28040 Madrid, Spain

and J. Ryckebusch and D. Debruyne
Ghent University, B-9000 Ghent, Belgium

[1] *Massachusetts Institute of Technology, Cambridge, Massachusetts, 02139, USA*
[2] *Thomas Jefferson National Accelerator Facility, Newport News, Virginia, 23606, USA*
[3] *Kent State University, Kent, Ohio, 44242, USA*
[4] *California State University, Los Angeles, California, 90032, USA*
[5] *Temple University, Philadelphia, Pennsylvania, 19122, USA*
[6] *University of Georgia, Athens, Georgia, 30602, USA*
[7] *Université Blaise Pascal/IN2P3, F-63177 Aubière, France*
[8] *Institut de Physique Nucléaire, F-91406 Orsay, France*
[9] *Florida International University, Miami, Florida, 33199, USA*
[10] *University of Regina, Regina, Saskatchewan, Canada, S4S 0A2*
[11] *University of Maryland, College Park, Maryland, 20742, USA*
[12] *CEA Saclay, F-91191 Gif-sur-Yvette, France*
[13] *University of New Hampshire, Durham, New Hampshire, 03824, USA*
[14] *Princeton University, Princeton, New Jersey, 08544, USA*
[15] *INFN, Sezione Sanitá and Istituto Superiore di Sanitá, Laboratorio di Fisica, I-00161 Rome, Italy*
[16] *University of Kentucky, Lexington, Kentucky, 40506, USA*
[17] *INFN, Sezione di Bari and University of Bari, I-70126 Bari, Italy*
[18] *Old Dominion University, Norfolk, Virginia, 23529, USA*
[19] *College of William and Mary, Williamsburg, Virginia, 23187, USA*
[20] *Hampton University, Hampton, Virginia, 23668, USA*
[21] *Rutgers, The State University of New Jersey, Piscataway, New Jersey, 08854, USA*
[22] *Kharkov Institute of Physics and Technology, Kharkov 310108, Ukraine*
[23] *Syracuse University, Syracuse, New York, 13244, USA*
[24] *Duke University, Durham, North Carolina, 27706, USA*
[25] *University of Virginia, Charlottesville, Virginia, 22901, USA*
[26] *Yamagata University, Yamagata 990, Japan*
[27] *Norfolk State University, Norfolk, Virginia, 23504, USA*
[28] *Tohoku University, Sendai 980, Japan*
[29] *INFN, Sezione di Lecce, I-73100 Lecce, Italy*

[30]State University of New York at Stony Brook, Stony Brook, New York, 11794, USA
[31]Institut des Sciences Nucléaires, F-38026 Grenoble, France
[32]Florida State University, Tallahassee, Florida, 32306, USA
[33]North Carolina Central University, Durham, North Carolina, 27707, USA
[34]Yerevan Physics Institute, Yerevan 375036, Armenia
[35]Harvard University, Cambridge, Massachusetts, 02138, USA
(Dated: October 17, 2003)

The physics program in Hall A at Jefferson Laboratory commenced in the summer of 1997 with a detailed investigation of the ^{16}O$(e,e'p)$ reaction in quasielastic, constant (q,ω) kinematics at $Q^2 \approx 0.8$ (GeV/c)^2, $q \approx 1$ GeV/c, and $\omega \approx 445$ MeV. Use of a self-calibrating, self-normalizing, thin-film water target enabled a systematically rigorous measurement. Five-fold differential cross sections for the removal of protons from the 1p-shell have been obtained for $0 < P_{\rm miss} < 350$ MeV/c. Six-fold differential cross sections for $0 < E_{\rm miss} < 120$ MeV were obtained for $0 < P_{\rm miss} < 340$ MeV/c. These results have been used to extract the A_{LT} asymmetry and the R_L, R_T, R_{LT}, and R_{L+TT} response functions over a large range of $E_{\rm miss}$ and $P_{\rm miss}$. Detailed comparisons of the 1p-shell data with Relativistic Distorted Wave Impulse Approximation (RDWIA), Relativistic Optical Model Eikonal Approximation (ROMEA), and Relativistic Multiple Scattering Glauber Approximation (RMSGA) calculations indicate that two-body currents stemming from Meson-Exchange Currents (MEC) and Isobar Configurations (IC) are not needed to explain the data at this Q^2. Further, dynamical relativistic effects are strongly indicated by the observed structure in A_{LT} at $P_{\rm miss} \approx 300$ MeV/c. For 25 MeV $< E_{\rm miss} <$ 50 MeV and $P_{\rm miss} \approx 50$ MeV/c, proton knockout from the $1s_{1/2}$-state dominates, and ROMEA calculations do an excellent job of explaining the data. However, as $P_{\rm miss}$ increases, the single-particle behavior of the reaction is increasingly hidden by more complicated processes, and for $280 < P_{\rm miss} < 340$ MeV/c, ROMEA calculations together with two-body currents stemming from MEC and IC account for the shape and transverse nature of the data, but only about half the magnitude of the measured cross section. For 50 MeV $< E_{\rm miss} <$ 120 MeV and 145 $< P_{\rm miss} < 340$ MeV/c, $(e,e'pX)$ calculations which include the contributions of central and tensor correlations (two-nucleon correlations) together with MEC and IC (two-nucleon currents) account for only about half of the measured cross section.

PACS numbers: 25.30.Fj, 24.70.+s, 27.20.+n

I. INTRODUCTION

Exclusive and semi-exclusive $(e,e'p)$ in quasielastic (QE) kinematics [125] has long been used as a precision tool for the study of nuclear electromagnetic response [1–4]. Cross-section data have provided information used to study the single-nucleon aspects of nuclear structure and the momentum distributions of protons bound inside the nucleus, as well as to search for non-nucleonic degrees-of-freedom and to stringently test nuclear theories. Response-function separations [126] have been used to extract detailed information about the different reaction mechanisms contributing to the cross sections, since they are selectively sensitive to different aspects of the nuclear current.

Some of the first $(e,e'p)$ energy- and momentum-distribution measurements were made by Amaldi *et al.* [5]. These results, and those which followed [1, 2, 6], were interpreted within the framework of single-particle knockout from nuclear valence states, even though the measured cross sections were as much as 40% lower than predicted by the models of the time. The first relativistic calculations for $(e,e'p)$ bound-state proton knockout were performed by Picklesimer, Van Orden, and Wallace [7–9]. Such Relativistic Distorted-Wave Impulse Approximation (RDWIA) calculations are generally expected to be more accurate at higher Q^2, since QE $(e,e'p)$ is expected to be dominated by single-particle interactions in this regime of four-momentum transfer. Other aspects of the structure as well as the of reaction mechanism have generally been studied at higher $E_{\rm miss}$. While it is experimentally convenient to perform measurements spanning the two excitation regions simultaneously, there is as of yet no rigorous, coherent theoretical picture that uniformly explains the data for all missing energy and all missing momentum. In the past, the theoretical tools used to describe the two energy regimes have been somewhat different. Within our present understanding, the regions are related mainly by the transfer of strength from the valence states to higher $E_{\rm miss}$ [10].

The nucleus ^{16}O has long been a favorite of theorists, since it has a doubly closed-shell whose structure is thus easier to model than other nuclei. It is also a convenient target for experimentalists. While the knockout of 1p-shell protons from ^{16}O has been studied extensively in the past at lower Q^2, few data were available for any Q^2 at higher $E_{\rm miss}$ in 1989, when this experiment was first conceived.

*Corresponding author. Present address: Department of Physics, University of Lund, Box 118, SE-221 00 Lund, Sweden; Electronic address: kevin.fissum@nuclear.lu.se

A. $1p$-shell knockout

The knockout of $1p$-shell protons in ^{16}O$(e, e'p)$ was studied by Bernheim *et al.* [11] and Chinitz *et al.* [12] at Saclay, Spaltro *et al.* [13] and Leuschner *et al.* [14] at NIKHEF-K, and Blomqvist *et al.* [15] at Mainz at $Q^2 < 0.4$ (GeV/c)^2. In these experiments, the cross sections for the lowest-lying fragments of each shell were measured as a function of $P_{\rm miss}$, and normalization factors (relating how much lower the measured cross sections were than predicted) were extracted. These published normalization factors ranged between 0.5 and 0.7, but Kelly [2, 4] has demonstrated that the Mainz data suggest a significantly smaller normalization factor (see also Table VIII).

Several calculations [16–21] exist which demonstrate the sensitivity [127] of the longitudinal-transverse interference response function R_{LT} and the left-right asymmetry A_{LT} [128] to spinor distortion, especially for the removal of bound-state protons. Such calculations predict that proper inclusion of these dynamical relativistic effects is needed to simultaneously reproduce the cross sections, A_{LT}, and R_{LT}.

Figure 1 shows R_{LT} as a function of $P_{\rm miss}$ for the removal of protons from the $1p$-shell of ^{16}O for the QE data obtained by Chinitz *et al.* at $Q^2 = 0.3$ (GeV/c)^2 (solid circles) and Spaltro *et al.* at $Q^2 = 0.2$ (GeV/c)^2 (open circles) together with modern RDWIA calculations (see Sections IV and V for a complete discussion of the calculations). The solid lines correspond to the 0.2 (GeV/c)^2 data, while the dashed lines correspond to the $Q^2 = 0.3$ (GeV/c)^2 data. Overall, agreement is good, and as predicted, improves with increasing Q^2.

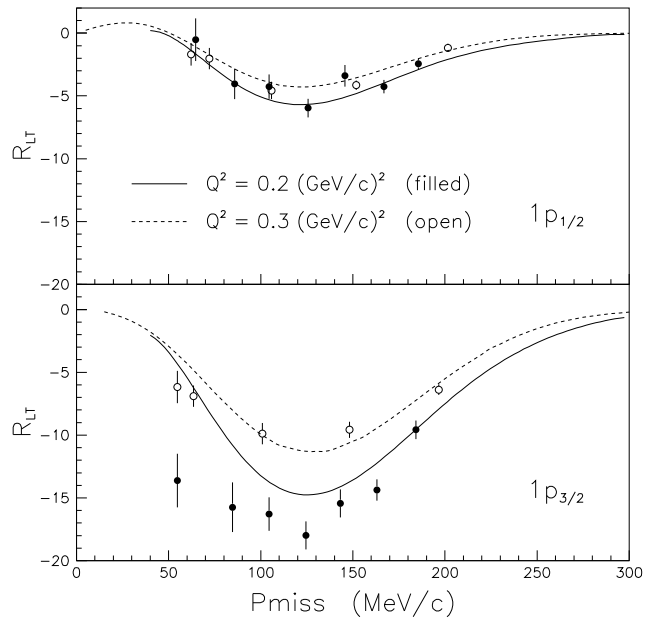

FIG. 1: Longitudinal-transverse interference responses R_{LT} as a function of $P_{\rm miss}$ for the removal of protons from the $1p$-shell of ^{16}O. The open and filled circles were extracted from QE data obtained by Chinitz *et al.* at $Q^2 = 0.3$ (GeV/c)^2 and Spaltro *et al.* at $Q^2 = 0.2$ (GeV/c)^2, respectively. The dashed ($Q^2 = 0.3$ (GeV/c)^2) and solid ($Q^2 = 0.2$ (GeV/c)^2) curves are modern RDWIA calculations (see Sections IV and V for a complete discussion). Overall, agreement is good, and improves with increasing Q^2.

B. Higher missing energies

Not many data are available for ^{16}O$(e, e'p)$ at higher $E_{\rm miss}$, and much of what we know about this excitation region is from studies of other nuclei, mainly from ^{12}C. At MIT-Bates [22–26], in a series of ^{12}C$(e, e'p)$ experiments performed at missing energies above the two-nucleon emission threshold, cross sections much larger than those predicted by single-particle knockout models were measured [129]. In particular, Ulmer *et al.* [23] identified a marked increase in the transverse-longitudinal difference $S_T - S_L$ [130]. A similar increase has subsequently been observed by Lanen *et al.* [27] for ^{6}Li, by van der Steenhoven *et al.* [28] for ^{12}C, and most recently by Dutta *et al.* for ^{12}C [29], ^{56}Fe, and ^{197}Au [30]. The transverse increase exists over a large range of four-momentum transfers, though the excess at lower $P_{\rm miss}$ seems to decrease with increasing Q^2. Theoretical attempts by Takaki [31], Ryckebusch *et al.* [32], and Gil *et al.* [33] to explain the data at high $E_{\rm miss}$ using two-body knockout models coupled to Final-State Interactions (FSI) do not succeed. Even for QE kinematics, this transverse increase which starts at the two-nucleon knockout threshold seems to be a strong signature of multinucleon currents.

II. EXPERIMENT

This experiment, first proposed [34, 35] by Bertozzi *et al.* in 1989, was the inaugural physics investigation performed in Hall A [36] (the High Resolution Spectrometer Hall) at the Thomas Jefferson National Accelerator Facility (JLab) [37]. An overview of the apparatus in the Hall at the time of this measurement is shown in Figure 2. For a thorough discussion of the experimental infrastructure and its capabilities, the interested reader is directed to the work of Alcorn *et al.* [38]. For the sake of completeness, a subset of the aforementioned information is presented here.

A. Electron beam

Unpolarized 70 μA continuous electron beams with energies of 0.843, 1.643, and 2.442 GeV (corresponding to different virtual photon polarizations) and a typical $\pm 4\sigma$ energy spread of 0.01% were used for this experiment (see Table I). Subsequent analysis of the data demonstrated that the actual beam energies were within 0.3% of the nominal values [39].

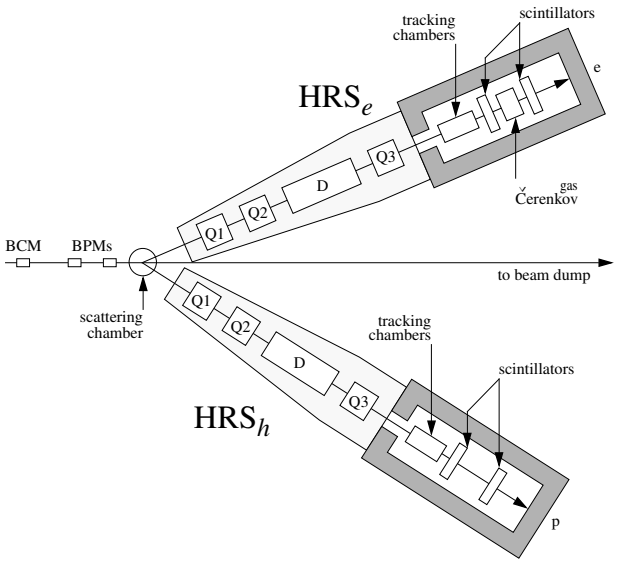

FIG. 2: The experimental infrastructure in Hall A at Jefferson Lab at the time of this experiment. The electron beam passed through a beam current monitor (BCM) and beam position monitors (BPMs) before striking a waterfall target located in the scattering chamber. Scattered electrons were detected in the HRS$_e$, while knocked-out protons were detected in the HRS$_h$. Non-interacting electrons were dumped. The spectrometers could rotate about the central pivot.

TABLE I: The QE, constant (q, ω) kinematics employed in this measurement. At each beam energy, $q \approx 1$ GeV/c.

$E_{\rm beam}$ (GeV)	θ_e (°)	virtual photon polarization	θ_{pq} (°)
0.843	100.76	0.21	0, 8, 16
1.643	37.17	0.78	0, ±8
2.442	23.36	0.90	0,±2.5, ±8, ±16, ±20

The typical laboratory $\pm 4\sigma$ beam envelope at the target was 0.5 mm (horizontal) by 0.1 mm (vertical). Beam current monitors [40] (calibrated using an Unser monitor [41–43]) were used to determine the total charge delivered to the target to an accuracy of 2% [44]. Beam position monitors (BPMs) [45, 46] were used to ensure the location of the beam at the target was no more than 0.2 mm from the beamline axis, and that the instantaneous angle between the beam and the beamline axis was no larger than 0.15 mrad. The readout from the BCM and BPMs was continuously passed into the data stream [47]. Non-interacting electrons were dumped in a well-shielded, high-power beam dump [48] located roughly 30 m from the target.

B. Target

A waterfall target [49] positioned inside a scattering chamber located at the center of the Hall provided the H_2O used for this study of ^{16}O. The target canister was a rectangular box 20 cm long × 15 cm wide × 10 cm high containing air at atmospheric pressure. The beam entrance (exit) windows to this canister were 50 μm (75 μm) gold-plated beryllium foils. Inside the canister, three thin, parallel, flowing water films served as targets. This three-film configuration was superior to a single film 3× thicker because it reduced the target-associated multiple scattering and energy loss for particles originating in the first two films and it allowed for the determination of which film the scattering vertex was located in, thereby facilitating a better overall correction for energy loss. The films were defined by 2 mm × 2 mm stainless-steel posts. Each film was separated by 25 mm along the direction of the beam, and was rotated beam right such that the normal to the film surface made an angle of 30° with respect to the beam direction. This geometry ensured that particles originating from any given film would not intersect any other film on their way into the spectrometers.

The thickness of the films could be changed by varying the speed of the water flow through the target circuit via a pump. The average film thicknesses were fixed at (130 ± 2.5%) mg/cm^2 along the direction of the beam throughout the experiment, which provided a good trade-off between resolution and target thickness. The thickness of the central water film was determined by comparing ^{16}O(e, e') cross sections measured at $q = 330$ MeV/c obtained from both the film and a (155 ± 1.5%) mg/cm^2 BeO target foil placed in a solid target ladder mounted beneath the target canister. The thicknesses of the side films were determined by comparing the concurrently measured ^{1}H(e, e) cross sections obtained from these side films to that obtained from the central film. Instantaneous variations in the target-film thicknesses were monitored throughout the entire experiment by continuously measuring the ^{1}H(e, e) cross sections.

C. Spectrometers and detectors

The base apparatus used in the experiment was a pair of optically identical 4 GeV/c superconducting High Resolution Spectrometers (HRS) [50]. These spectrometers have a nominal 9% momentum bite and a FWHM momentum resolution $\Delta p/p$ of roughly 10^{-4}. The nominal laboratory angular acceptance is ±25 mrad (horizontal) by ±50 mrad (vertical). Scattered electrons were detected in the Electron Spectrometer (HRS$_e$), and knocked-out protons were detected in the Hadron Spectrometer (HRS$_h$) (see Figure 2). Before the experiment, the absolute momentum calibration of the spectrometers was determined to $\Delta p/p = 1.5 \times 10^{-3}$ [39]. Before and during the experiment, both the optical properties and acceptances of the spectrometers were studied [51]. Some optical parameters are presented in Table II.

During the experiment, the locations of the spectrometers were surveyed to an accuracy of 0.3 mrad at every

TABLE II: Some results from the optics commissioning measurements.

parameter	resolution (FWHM)	reconstruction accuracy
out-of-plane angle	6.00 mrad	±0.60 mrad
in-plane angle	2.30 mrad	±0.23 mrad
$y_{\rm target}$	2.00 mm	±0.20 mm
$\Delta p/p$	2.5×10^{-4}	-

angular location [52]. The status of the magnets was continuously monitored and logged [47].

The detector packages were located in well-shielded detector huts built on decks located above each spectrometer (approximately 25 m from the target and 15 m above the floor of the Hall). The bulk of the instrumentation electronics was also located in these huts, and operated remotely from the Counting House. The HRS$_e$ detector package consisted of a pair of thin scintillator planes [53] used to create triggers, a Vertical Drift Chamber (VDC) package [54, 55] used for particle tracking, and a Gas Čerenkov counter [56] used to distinguish between π^- and electron events. Identical elements, except for the Gas Čerenkov counter, were also present in the HRS$_h$ detector package. The status of the various detector subsystems was continuously monitored and logged [47]. The individual operating efficiencies of each of these three devices was >99%.

D. Electronics and data acquisition

For a given spectrometer, a coincidence between signals from the two trigger scintillator planes indicated a 'single-arm' event. Simultaneous HRS$_e$ and HRS$_h$ singles events were recorded as 'coincidence' events. The basic trigger logic [57] allowed a prescaled fraction of single-arm events to be written to the data stream. Enough HRS$_e$ singles were taken for a 1% statistics ^{1}H(e,e) cross section measurement at each kinematics (see Figure 4). Each spectrometer had its own VME crate (for scalers) and FASTBUS crate (for ADCs and TDCs). The crates were managed by readout controllers (ROCs). In addition to overseeing the state of the run, a trigger supervisor (TS) generated the triggers which caused the ROCs to read out the crates on an event-by-event basis. The VME (scaler) crate was also read out every ten seconds. An event builder (EB) collected the resulting data shards into events. An analyzer/data distributer (ANA/DD) analyzed and/or sent these events to the disk of the data acquisition computer. The entire data acquistion system was managed using the software toolkit `CODA` [58].

Typical scaler events were about 0.5 kb in length. Typical single-arm events were also about 0.5 kb, while typical coincidence events were about 1.0 kb. The acquisition deadtime η was monitored by measuring the TS output-to-input ratio for each event type. The event rates were

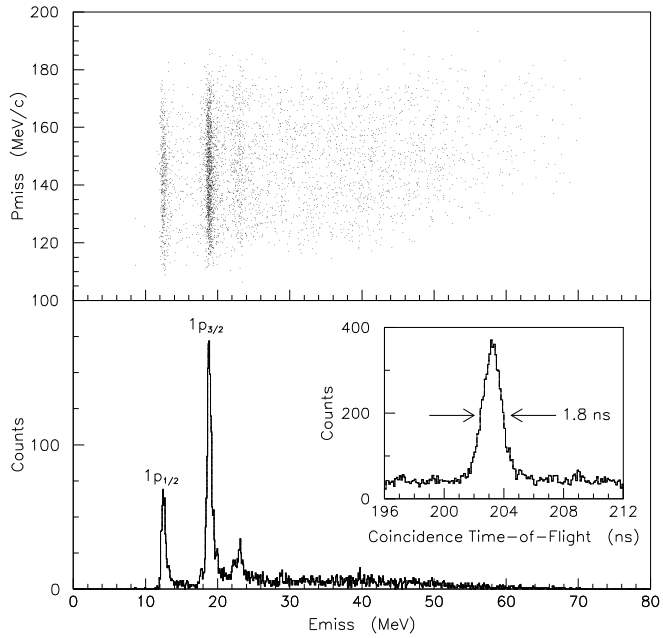

FIG. 3: Yield spectrum obtained at $E_{\rm beam} = 0.843$ GeV and $\theta_{pq} = +8^\circ$, corresponding to $P_{\rm miss} \approx 148$ MeV/c. Pion rejection has been performed, and all timing corrections have been applied. The top panel shows a scatterplot of $P_{\rm miss}$ versus $E_{\rm miss}$. The dark vertical bands project into the peaks located at 12.1 and 18.3 MeV in the bottom panel. These peaks correspond to protons knocked-out of the $1p_{1/2}$- and $1p_{3/2}$-states of ^{16}O, respectively. The $E_{\rm miss}$ resolution was roughly 0.9 MeV FWHM, which did not allow for separation of the $2s_{1/2}1d_{5/2}$-doublet located at $E_{\rm miss} = 17.4$ MeV from the $1p_{3/2}$-state at 18.3 MeV. The bump located at roughly 23 MeV is a negative-parity doublet which was not investigated. The insert shows the corresponding optimized coincidence Time-of-Flight (ToF) peak which has a FWHM of 1.8 ns. The signal-to-noise ratio was about 8:1 in these kinematics.

set by varying the prescale factors and the beam current such that the DAQ computer was busy at the most only 20% of the time. This resulted in a relatively low event rate (kHz), at which the electronics deadtime was <1%. Online analyzers [59] were used to monitor the quality of the data as it was taken. Eventually, the data were transferred to magnetic tape. The ultimate data analysis was performed on a LINUX CPU farm [60] at the Massachusetts Institute of Technology using the analysis package ESPACE [61].

III. ANALYSIS

The interested reader is directed to the Ph.D. theses of Gao [62] and Liyanage [63] for a complete discussion of the data analysis. For the sake of completeness, a subset of the aforementioned information is presented here.

A. Timing corrections and particle identification

Identification of coincidence $(e, e'p)$ events was in general a straightforward process. Software corrections were applied to remove timing variations induced by the trigger scintillator circuit and thus sharpen all flight-time peaks. These included corrections to proton flight times due to variations in the proton kinetic energies, and corrections for variations in the electron and proton path lengths through the spectrometers. Pion rejection was performed using a flight-time cut for π^+s in the HRS$_h$ and the Gas Čerenkov for π^-s in the HRS$_e$. A sharp, clear coincidence ToF peak with a FWHM of 1.8 ns and a typical signal-to-noise ratio of 8:1 resulted (see Figure 3). High-energy correlated protons which punched through the HRS$_h$ collimator (<10% of the prompt yield) were rejected by requiring both spectrometers to independently reconstruct the coincidence-event vertex in the vicinity of the same water film. The resulting prompt-peak yields for each water film were corrected for uncorrelated (random) events present in the peak timing region on a bin-by-bin basis (see Owens [64]). These per-film yields were then normalized individually.

B. Normalization

The relative focal-plane efficiencies for each of the two spectrometers were measured independently for each of the three water films at every spectrometer excitation used in the experiment. By measuring the same single-arm cross section at different positions across the spectrometer focal planes, variations in the relative efficiencies were identified. The position variation across the focal plane was investigated by systematically shifting the central excitation of the spectrometer about the mean momentum setting in a series of discrete steps such that the full momentum acceptance was mapped. A smooth, slowly varying dip-region cross section was used instead of a single discrete peak for continuous coverage of the focal plane. The relative-efficiency profiles were unfolded from these data using the program RELEFF [65] by Baghaei. For each water film, solid-angle cuts were then applied to select the flat regions of the angular acceptance. These cuts reduced the spectrometer apertures by roughly 20% to about 4.8 msr. Finally, relative-momentum cuts were applied to select the flat regions of momentum acceptance. These cuts reduced the spectrometer momentum acceptance by roughly 22% to $-3.7\% < \delta < 3.3\%$. The resulting acceptance profile of each spectrometer was uniform to within 1%.

The absolute efficiency at which the two spectrometers operated in coincidence mode was given by

$$\epsilon = \epsilon_e \cdot \epsilon_p \cdot \epsilon_{\rm coin}, \tag{1}$$

where ϵ_e was the single-arm HRS$_e$ efficiency, ϵ_p was the single-arm HRS$_h$ efficiency, and $\epsilon_{\rm coin}$ was the coincidence-trigger efficiency. The quantity $(\epsilon_p \cdot \epsilon_{\rm coin})$ was measured in parallel kinematics at $E_{\rm beam} = 0.843$ GeV using the ^{1}H(e, e) reaction. A 0.7 msr collimator was placed in front of the HRS$_e$. In these kinematics, the cone of recoil protons fit entirely into the central flat-acceptance region of the HRS$_h$. The number of ^{1}H(e, e) events where the proton was detected was compared to the number of ^{1}H(e, e) events where it was not to yield a product of efficiencies $(\epsilon_p \cdot \epsilon_{\rm coin})$ of 98.9%. The 1.1% effect was due to proton absorption in the waterfall target exit windows, spectrometer windows, and the first layer of trigger scintillators. Since the central field of the HRS$_h$ was held constant throughout the entire experiment, this measurement was applicable to each of the hadron kinematics employed. A similar method was used to determine the quantity $(\epsilon_e \cdot \epsilon_{\rm coin})$ at each of the three HRS$_e$ field settings. Instead of a collimator, software cuts applied to the recoil protons were used to ensure that the cone of scattered electrons fit entirely into the central flat-acceptance region of the HRS$_e$. This product of efficiencies was >99%. Thus, the coincidence efficiency $\epsilon_{\rm coin}$ was firmly established at nearly 100%. A nominal sytematic uncertainty of $\pm 1.5\%$ was attribued to ϵ.

The quantity $(\ell \cdot \epsilon_e)$, where ℓ is the luminosity (the product of the effective target thickness and the number of incident electrons) was determined to $\pm 4\%$ by comparing the measured ^{1}H(e, e) cross section for each film at each of the electron kinematics to a parametrization established at a similar Q^2 by Simon *et al.* [66] and Price *et al.* [67] (see Figure 4). The results reported in this paper have all been normalized in this fashion. As a consistency check, direct absolute calculation of $(\ell \cdot \epsilon_e)$ using information from the BCMs, the calibrated thicknesses of the water films, and the single-arm HRS$_e$ efficiency agrees within uncertainty.

At every kinematics, a Monte Carlo of the phase-space volume subtended by each experimental bin was performed. For each water foil, N_0 software $(e, e'p)$ events were generated, uniformly distributed over the scattered-electron and knocked-out proton momenta $(p_e,\ p_p)$ and in-plane and out-of-plane angles $(\phi_e,\ \theta_e,\ \phi_p,\ \theta_p)$. For each of these events, all of the kinematic quantities were calculated. The flat-acceptance cuts determined in the analysis of the relative focal-plane efficiency data were then applied, as were all other cuts that had been performed on the actual data. The pristine detection volume $\Delta V_b(E_{\rm miss},\ P_{\rm miss},\ \omega,\ Q^2)$ subtended by a bin $b(\Delta E_{\rm miss},\ \Delta P_{\rm miss},\ \Delta\omega,\ \Delta Q^2)$ containing N_b pseudoevents was thus

$$\Delta V_b(E_{\rm miss}, P_{\rm miss}, \omega, Q^2) = \frac{N_b}{N_0}\left[(\Delta p_e \cdot \Delta\Omega_e)\cdot(\Delta p_p \cdot \Delta\Omega_p)\right], \tag{2}$$

where the quantity $(\Delta p_e \cdot \Delta\Omega_e)\cdot(\Delta p_p \cdot \Delta\Omega_p)$ was the total volume sampled over in the Monte Carlo (purposely set larger than the experimental acceptance in all dimensions) [131]. The pseudodata were binned exactly as the real data, and uniformly on both sides of $\boldsymbol{q}$. At each

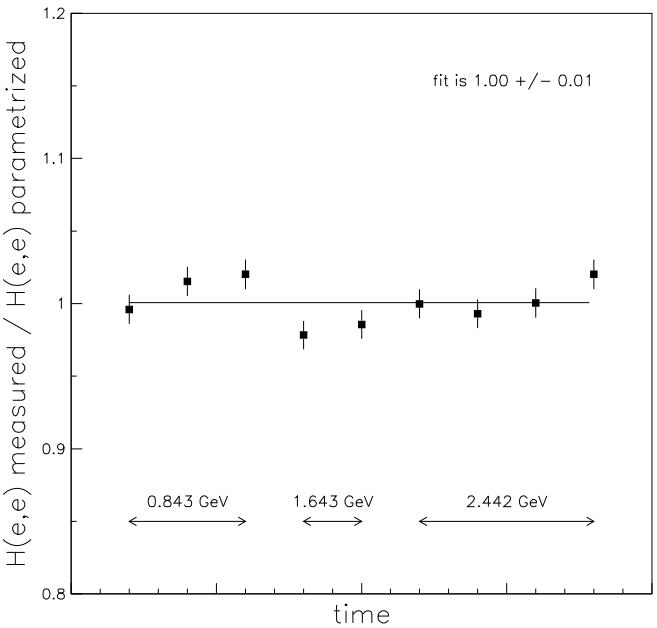

FIG. 4: Measured ^{1}H(e,e) cross sections normalized to the absolute predictions of a parametrization at similiar Q^2. Statistical error bars are shown. The data shown in the figure were taken over the course of a three-month run period. The different data points for each $E_{\rm beam}$ represent different HRS$_e$ angular settings.

kinematics, the bin with the largest volume $\Delta V_{\rm max}$ was located. Only bins subtending volumes larger than 50% of $\Delta V_{\rm max}$ were analyzed further.

Corrections based on the TS output-to-input ratio were applied to the data to account for the acquisition deadtime to coincidence events. On average, these corrections were roughly 20%. An acquisition Monte Carlo by Liang [68] was used to cross-check these corrections and establish the absolute uncertainty in them at 2%.

Corrections to the per-film cross sections for electron radiation before and after scattering were calculated on a bin-by-bin basis in two ways: first using a version of the code RADCOR by Quint [69] modified by Florizone [70], and independently, the prescriptions of Borie and Dreschel [71] modified by Templon *et al.* [72] for use within the simulation package MCEEP by Ulmer [73]. The two approaches agreed to within the statistical uncertainty of the data and amounted to <55% of the measured cross section for the bound states, and <15% of the measured cross section for the continuum. Corrections for proton radiation at these energies are much less than 1% and were not performed.

C. Cross sections

The radiatively corrected average cross section in the bin $b(\Delta E_{\rm miss},\, \Delta P_{\rm miss},\, \Delta\omega,\, \Delta Q^2)$ was calculated according to

$$\left\langle \frac{d^6\sigma}{d\omega\; d\Omega_e\; dE_{\rm miss}\; d\Omega_p} \right\rangle_b = \frac{R_{^{16}{\rm O}(e,e'p)}}{(\ell\cdot\epsilon_e)(\epsilon_p\cdot\epsilon_{\rm coin})} \left(\frac{Y_b}{\Delta V_b}\right), \qquad (3)$$

where Y_b was the total number of real events which were detected in $b(\Delta E_{\rm miss},\, \Delta P_{\rm miss},\, \Delta\omega,\, \Delta Q^2)$, $(\ell\cdot\epsilon_e)$ was determined from the ratio of the measured ^{1}H(e,e) cross section to the parametrized cross section, $(\epsilon_p\cdot\epsilon_{\rm coin})$ was the product of the proton and coincidence detection efficiency, ΔV_b was the phase-space volume, and $R_{^{16}{\rm O}(e,e'p)}$ was a correction applied to account for events which radiated in or out of ΔV_b. The average cross section was calculated as a function of $E_{\rm miss}$ for a given kinematic setting [132]. Bound-state cross sections for the 1p-shell were extracted by integrating over the appropriate range in $E_{\rm miss}$, weighting with the appropriate Jacobian [133]. Five-fold differential cross sections for QE proton knockout from the 1p-shell of ^{16}O are presented in Tables XI and XII. Six-fold differential cross sections for QE proton knockout from ^{16}O at higher $E_{\rm miss}$ are presented in Tables XIII − XXII.

D. Asymmetries and response functions

In the one-photon exchange approximation, the unpolarized six-fold differential cross section may be expressed in terms of four independent effective response functions as [2, 9, 74]

$$\frac{d^6\sigma}{d\omega\; d\Omega_e\; dE_{\rm miss}\; d\Omega_p} = K\;\sigma_{\rm Mott}\left[v_L R_L + v_T R_T + v_{LT} R_{LT}\cos(\phi) + v_{TT} R_{TT}\cos(2\phi)\right], \qquad (4)$$

where K is a kinematic factor, $\sigma_{\rm Mott}$ is the Mott cross section, and the $v_{\rm i}$ are dimensionless kinematic factors [134]. Ideal response functions are not directly measureable because electron distortion does not permit the azimuthal dependences to be separated exactly. The effective response functions which are extracted by applying Equation (4) to the data are denoted R_L (longitudinal), R_T (transverse), R_{LT} (longitudinal-transverse), and R_{TT}

(transverse-transverse). They contain all the information which may be extracted from the hadronic system using $(e, e'p)$. Note that the $v_{\rm i}$ depend only on (ω, Q^2, θ_e), while the response functions depend on (ω, Q^2, $E_{\rm miss}$, $P_{\rm miss}$).

The individual contributions of the response functions may be separated by performing a series of cross section measurements varying $v_{\rm i}$ and/or ϕ, but keeping q and ω constant [135]. In the case where the proton is knocked-out of the nucleus in a direction parallel to $\boldsymbol{q}$ (parallel kinematics), the interference terms R_{LT} and R_{TT} vanish, and a Rosenbluth separation [75] may be performed to separate R_L and R_T. In the case where the proton is knocked-out of the nucleus in the scattering plane with a finite angle θ_{pq} with respect to $\boldsymbol{q}$ (quasi-perpendicular kinematics), the asymmetry A_{LT} and the interference R_{LT} may be separated by performing symmetric cross section measurements on either side of $\boldsymbol{q}$ ($\phi = 0°$ and $\phi = 180°$). The contribution of R_{TT} cannot be separated from that of R_L with only in-plane measurements; however, by combining the two techniques, an interesting combination of response functions R_T, R_{LT}, and R_{L+TT} [136] may be extracted.

For these data, response function separations were performed where the phase-space overlap between kinematics permitted. For these separations, bins were selected only if their phase-space volumes ΔV_b were all simultaneously 50% of $\Delta V_{\rm max}$. Separated response functions for QE proton knockout from the $1p$-shell ^{16}O are presented in Tables XXIII, XXIV, and XXV. Separated response functions for QE proton knockout from the ^{16}O continuum are presented in Tables XXVI, XXVII, and XXVIII.

E. Systematic uncertainties

The systematic uncertainties in the cross-section measurements were classified into two categories – kinematic-dependent uncertainies and scale uncertainties. For a complete discussion of how these uncertainties were evaluated, the interested reader is directed to a report by Fissum and Ulmer [76]. For the sake of completeness, a subset of the aforementioned information is presented here.

In a series of simulations performed after the experiment, MCEEP was used to investigate the intrinsic behavior of the cross-section data when constituent kinematic parameters were varied over the appropriate experimentally determined ranges presented in Table III. Based on the experimental data, the high-$E_{\rm miss}$ region was modelled as the superposition of a peak-like $1s_{1/2}$-state on a flat continuum. Contributions to the systematic uncertainty from this flat continuum were taken to be small, leaving only those from the $1s_{1/2}$-state. The ^{16}O$(e, e'p)$ simulations incorporated as physics input the bound-state RDWIA calculations detailed in Section IV A, which were based on the experimental $1p$-shell data.

For each kinematics, the central water foil was considered, and 1M events were generated. In evaluating the simulation results, the exact cuts applied in the actual data analyses were applied to the pseudo-data, and the cross sections were evaluated for the identical $P_{\rm miss}$ bins used to present the results. The experimental constraints to the kinematic-dependent observables afforded by the overdetermined ^{1}H(e, ep) reaction were exploited to calibrate or constrain the experimental setup. The in-plane electron and proton angles ϕ_e and ϕ_p were chosen as independent parameters. When a known shift in ϕ_e was made, ϕ_p was held constant and the complementary variables $E_{\rm beam}$, p_e, and p_p were varied as required by the constraints enforced by the ^{1}H(e, ep) reaction. Similarly, when a known shift in ϕ_p was made, ϕ_e was held constant and the complementary variables $E_{\rm beam}$, p_e, and p_p were varied as appropriate. The overall constrained uncertainty was taken to be the quadratic sum of the two contributions.

The global convergence of the uncertainty estimate was examined for certain extreme kinematics, where 10M-event simulations (which demonstrated the same behavior) were performed. The behavior of the uncertainty as a function of $P_{\rm miss}$ was also investigated by examining the uncertainty in the momentum bins adjacent to the reported momentum bin in exactly the same fashion. The kinematically induced systematic uncertainty in the ^{16}O$(e, e'p)$ cross sections was determined to be dependent upon $P_{\rm miss}$, with an average value of 1.4%. The corresponding uncertainties in the ^{1}H(e, e) cross sections were determined to be negligible.

The scale systematic uncertainties which affect each of the cross-section measurements are presented in Table IV. As previously mentioned, the ^{16}O$(e, e'p)$ cross-section results reported in this paper have been nor-

TABLE III: Kinematic-dependent systematic uncertainties folded into the MCEEP simulation series.

Quantity	description	δ
$E_{\rm beam}$	beam energy	1.6×10^{-3}
$\phi_{\rm beam}$	in-plane beam angle	ignored[a]
$\theta_{\rm beam}$	out-of-plane beam angle	2.0 mr
p_e	scattered electron momentum	1.5×10^{-3}
ϕ_e	in-plane scattered electron angle	0.3 mr
θ_e	out-of-plane scattered electron angle	2.0 mr
p_p	proton momentum	1.5×10^{-3}
ϕ_p	in-plane proton angle	0.3 mr
θ_p	out-of-plane proton angle	2.0 mr

[a]The angle of incidence of the electron beam was determined using a pair of beam position monitors (BPMs) located upstream of the target (see Figure 2). The BPM readback was calibrated by comparing the location of survey fiducials along the beamline to the Hall A survey fiducials. Thus, in principle, uncertainty in the knowledge of the incident electron-beam angle should be included in this analysis. However, the simultaneous measurement of the kinematically overdetermined ^{1}H(e, ep) reaction allowed for a calibration of the absolute kinematics, and thus an elimination of this uncertainty. That is, the direction of the beam defined the axis relative to which all angles were measured via ^{1}H(e, ep).

malized by comparing simultaneously measured ^{1}H(e,e) cross sections to a parametrization established at a similar Q^2 [66, 67]. Thus, the first seven listed uncertainties simply divide out of the quotient, such that only the subsequent uncertainties affect our results. The average systematic uncertainty associated with a $1p$-shell cross section was 5.6%, while that for the continuum was 5.9%. The small difference was due to contamination of the high-$E_{\rm miss}$ data by collimator punch-through events.

The quality of these data in terms of their associated systematic uncertainties was clearly demonstrated by the results obtained for the response-function separations. In Figure 5, cross sections measured in parallel kinematics at three different beam energies as a function of the separation lever arm v_T/v_L for the $1p$-shell are shown. The values of the response functions R_L (offset) and R_T (slope) were extracted from the fitted line. The extremely linear trend in the data indicated that the magnitude of the systematic uncertainties was small, and that statistical uncertainties dominated. This is not simply a test of the one-photon exchange approximation employed in the data analysis as it has been demonstrated by Traini *et al.* [77] and Udías [78] that the linear behavior of the Rosenbluth plot persists even after Coulomb distortion is included.

Given the applicability of the one-photon exchange approximation at these energies, the quality of the data was also demonstrated by the results extracted from identical measurements which were performed in different electron kinematics. The asymmetries A_{LT} and response functions R_{LT} for QE proton knockout were extracted for both $E_{\rm beam}$ = 1.643 GeV and 2.442 GeV for $\theta_{pq} = \pm 8^\circ$ ($P_{\rm miss} \approx 148$ MeV/c). They agree within the statistical uncertainty. Table XXV presents the results at both beam energies for $1p$-shell knockout for $< Q^2 > = 0.800$ (GeV/c)^2, $< \omega > = 436$ MeV, and $< T_p > = 427$ MeV, while Figure 6 shows the results for 25 MeV $< E_{\rm miss} <$ 60 MeV. The excellent agreement of these values indicates that the systematic uncertainties were much smaller than the statistical uncertainties.

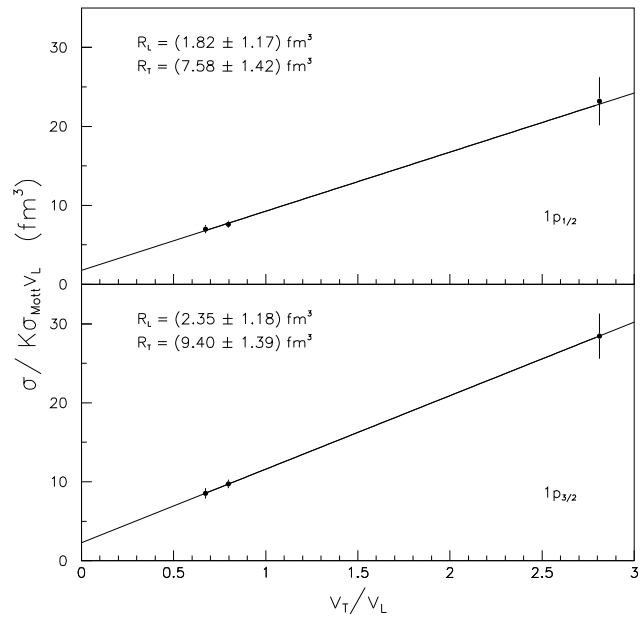

FIG. 5: Cross sections for the removal of protons from the $1p$-shell of ^{16}O measured in parallel kinematics at three different beam energies as a function of the separation lever arm v_T/v_L. The data points correspond to beam energies of 2.442, 1.643, and 0.843 GeV from left to right. The response functions R_L (offset) and R_T (slope) have been extracted from the fitted line. The uncertainties shown are statistical only. The extremely linear behavior of the data (which persists even after corrections for Coulomb distortion are applied) indicates the systematic uncertainties were dominated by statistical uncertainties (see Section III E for a complete discussion).

IV. THEORETICAL OVERVIEW

In the following subsections, overviews of the Relativistic Distorted-Wave Impulse Approximation (RDWIA), Relativistic Optical-Model Eikonal Approximation (ROMEA), and Relativistic Multiple-Scattering Glauber Approximation (RMSGA) calculations are presented.

A. RDWIA

Reviews of work on proton electromagnetic knockout using essentially nonrelativistic approaches may be found in Refs. [1–3]. The Relativistic Distorted-Wave Impulse Approximation (RDWIA) was pioneered by Picklesimer, Van Orden, and Wallace [7–9] and subsequently developed in more detail by several groups [16, 21, 79–82]. In Section IV A 1, the RDWIA formalism for direct knockout based upon a single-nucleon operator is outlined in sufficient detail that the most important differences with respect to nonrelativistic DWIA may be identified. In Section IV A 2, a direct numerical comparison between two different implementations of RDWIA is presented.

1. *Formalism*

The fivefold differential cross section for the semi-exclusive $A(e,e'N)B$ reaction leading to a discrete final state takes the form [2]

$$\frac{d^5\sigma}{d\varepsilon_f d\Omega_e d\Omega_N} = K\frac{\varepsilon_f}{\varepsilon_i}\frac{\alpha^2}{Q^4}\eta_{\mu\nu}\mathcal{W}^{\mu\nu} \ , \tag{5}$$

where

$$K = \mathcal{R}\frac{p_N E_N}{(2\pi)^3} \tag{6}$$

TABLE IV: Summary of the scale systematic uncertainties contributing to the cross-section measurements. The first seven entries do not contribute to the systematic uncertainties in the reported cross sections as they contribute equally to the ^{1}H(e,e) cross sections to which the ^{16}O$(e,e'p)$ are normalized.

Quantity	description	δ (%)
$\eta_{\rm DAQ}$	data acquisition deadtime correction	2.0
$\eta_{\rm elec}$	electronics deadtime correction	<1.0
$\rho t'$	effective target thickness	2.5
N_e	number of incident electrons	2.0
ϵ_e	electron dectection efficiency	1.0
$\Delta\Omega_e$ [a]	HRS$_e$ solid angle	2.0
$\epsilon_e \cdot \epsilon_p \cdot \epsilon_{\rm coin}$	product of electron, proton, and coincidence efficiencies	1.5
$\ell \cdot \epsilon_e$	obtained from a form factor parametrization of ^{1}H(e,e)	4.0
$R_{^{16}{\rm O}(e,e'p)}$ [b]	radiative correction to the ^{16}O$(e,e'p)$ data	2.0
$R_{^1{\rm H}(e,e)}$ [b]	radiative correction to the ^{1}H(e,e) data	2.0
$\epsilon_p \cdot \epsilon_{\rm coin}$	product of proton and coincidence efficiencies	<1.0
$\Delta\Omega_p$ [a]	HRS$_h$ solid angle	2.0
punchthrough [c]	protons which punched through the HRS$_h$ collimator	2.0

[a] The systematic uncertainties in the solid angles $\Delta\Omega_e$ and $\Delta\Omega_p$ were quantified by studying sieve-slit collimator optics data at each of the spectrometer central momenta employed. The angular locations of each of the reconstructed peaks corresponding to the 7×7 lattice of holes in the sieve-slit plate were compared to the locations predicted by spectrometer surveys, and the overall uncertainy was taken to be the quadratic sum of the individual uncertainties.

[b] At first glance, it may be surprising to note that the uncertainty due to the radiative correction to the data is included as a scale uncertainty. In general, the radiative correction is strongly dependent on kinematics. However, the $1p$-shell data analysis, and for that matter any bound-state data analysis, involves $E_{\rm miss}$ cuts. These cuts to a large extent remove the strong kinematic dependence of the radiative correction, since only relatively small photon energies are involved. In order to compensate for any remaining weak kinematic dependence, the uncertainty due to the radiative correction was slightly overestimated.

[c] High $E_{\rm miss}$ data only.

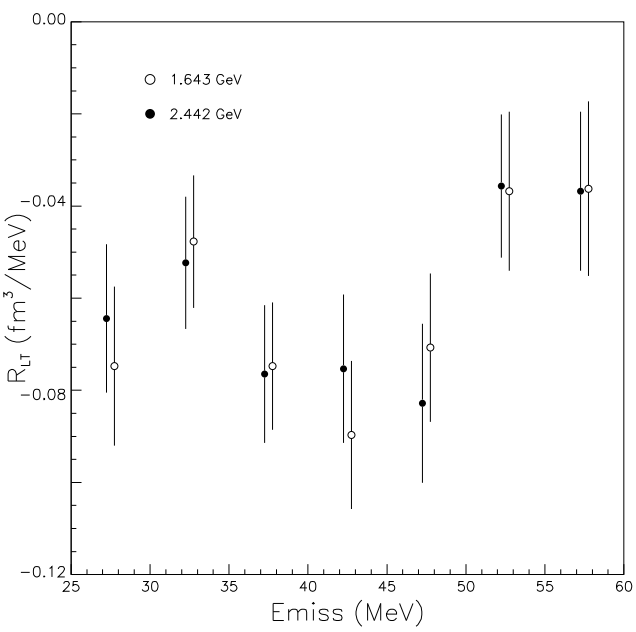

FIG. 6: R_{LT} for $\theta_{pq} = \pm 8^\circ$ ($P_{\rm miss} \approx 145$ MeV/c) as a function of $E_{\rm miss}$ for $E_{\rm beam} = 1.643$ GeV and 2.442 GeV. Statistical uncertainties only are shown. The statistical agreement over a broad range of $E_{\rm miss}$ emphasizes the systematic precision of the measurement (see Section III E for a complete discussion). Note that the averages of these R_{LT} values are presented as the $P_{\rm miss} \approx 145$ MeV/c data in Figure 24 and Table XXVIII.

is a phase-space factor, $k_i = (\varepsilon_i, \boldsymbol{k}_i)$ and $k_f = (\varepsilon_f, \boldsymbol{k}_f)$ are the initial and final electron momenta, $p_A = (E_A, \boldsymbol{p}_A)$ and $p_B = (E_B, \boldsymbol{p}_B)$ are the initial and final target momenta, $p_N = (E_N, \boldsymbol{p}_N)$ is the ejected nucleon momentum, $q = k_i - k_f = (\omega, \boldsymbol{q})$ is the momentum transfer carried by the virtual photon, $Q^2 = -q_\mu q^\mu = \boldsymbol{q}^2 - \omega^2$ is the photon virtuality, and

$$\mathcal{R} = \left| 1 - \frac{\boldsymbol{v}_N \cdot \boldsymbol{v}_B}{\boldsymbol{v}_N \cdot \boldsymbol{v}_N} \right|^{-1} \tag{7}$$

(with $v_X = p_X/E_X$) is a recoil factor which adjusts the nuclear phase space for the missing energy constraint. In the one-photon exchange approximation, the invariant electroexcitation matrix element is represented by the contraction of electron and nuclear response tensors of the form

$$\eta_{\mu\nu} = \langle j_\mu j_\nu^\dagger \rangle \tag{8}$$

$$\mathcal{W}_{\mu\nu} = \langle \mathcal{J}_\mu \mathcal{J}_\nu^\dagger \rangle \ , \tag{9}$$

where j^μ is the electron current, $\mathcal{J}^\mu$ is a matrix element of the nuclear electromagnetic current, and the angled brackets denote averages over initial states and sums over final states.

Most RDWIA calculations use the Effective Momentum Approximation (EMA) for electron distortion [83, 84] in which the electron current is approximated by

$$j^\mu(\boldsymbol{q}_{\rm eff}) \approx \frac{\bar{k}_i \bar{k}_f}{k_i k_f} \bar{u}(\bar{\boldsymbol{k}}_f) \gamma^\mu u(\bar{\boldsymbol{k}}_i) \ , \tag{10}$$

where $\boldsymbol{q}_{\rm eff} = \bar{\boldsymbol{k}}_i - \bar{\boldsymbol{k}}_f$ is the effective momentum transfer based upon the effective wave numbers

$$\bar{\boldsymbol{k}} = \boldsymbol{k} + f_Z \frac{\alpha Z}{R_Z} \hat{\boldsymbol{k}} \tag{11}$$

with $f_Z \approx 1.5$ and $R_Z \approx 1.2A^{1/3}$. PWIA calculations use $f_z = 0$.

The reduced cross section is given by

$$\sigma_{\rm red} = \frac{d^5\sigma}{d\varepsilon_f d\Omega_e d\Omega_N} / K\sigma_{eN} \ , \tag{12}$$

where

$$\sigma_{eN} = \frac{\varepsilon_f}{\varepsilon_i} \frac{\alpha^2}{Q^4} \left(\eta_{\mu\nu} \mathcal{W}^{\mu\nu}\right)_{\rm PWIA} \tag{13}$$

is an elementary cross section for electron scattering from a moving free nucleon that is conventionally defined without phase-space factors. The PWIA response tensor is given by

$$W^{\mu\nu}_{\rm PWIA} = \frac{1}{2} {\rm Trace} J^\mu J^{\nu\dagger} \ , \tag{14}$$

where

$$J^\mu_{s_f,s_i} = \sqrt{\frac{m^2}{\varepsilon_i \varepsilon_f}} \bar{u}(\boldsymbol{p}_f, s_f) \Gamma^\mu u(\boldsymbol{p}_i, s_i) \tag{15}$$

is the single-nucleon current between free spinors normalized to unit flux. The initial momentum ($\boldsymbol{p}_i = \boldsymbol{p}_f - \boldsymbol{q}_{\rm eff}$) is obtained from the final ejectile momentum ($\boldsymbol{p}_f$) and the effective momentum transfer ($\boldsymbol{q}_{\rm eff}$) in the laboratory frame, and the initial energy is placed on shell. Nonrelativistically, σ_{eN} reduces to the bound-state momentum distribution, but factorization is not strictly valid relativistically because the binding potential alters the relationship between lower and upper components of a Dirac wave function [85].

In this section, it is assumed that the nuclear current is represented by a one-body operator, such that

$$\mathcal{J}^\mu = \int d^3r \ \exp\left(i\boldsymbol{t}\cdot\boldsymbol{r}\right) \langle \bar{\Psi}^{(-)}(\boldsymbol{p}, \boldsymbol{r}\,) | \Gamma^\mu | \phi(\boldsymbol{r}\,) \rangle \ , \tag{16}$$

where ϕ is the nuclear overlap for single-nucleon knockout (often described as the bound-state wave function), $\bar{\Psi}^{(-)}$ is the Dirac adjoint of the time-reversed distorted wave, $\boldsymbol{p}$ is the relative momentum, and

$$\boldsymbol{t} = \frac{E_B}{W} \boldsymbol{q} \tag{17}$$

is the recoil-corrected momentum transfer in the barycentric frame. Here $(\omega, \boldsymbol{q}\,)$ and E_B are the momentum transfer and the total energy of the residual nucleus in the laboratory frame respectively, and $W = \sqrt{(m_A + \omega)^2 - \boldsymbol{q}^2}$ is the invariant mass.

The electromagnetic vertex function for a free nucleon can be represented by any of three Gordon-equivalent operators [86, 87]

$$\Gamma^\mu_1(\boldsymbol{p}_f, \boldsymbol{p}_i) = \gamma^\mu G_M(Q^2) - \frac{P^\mu}{2m} F_2(Q^2) \tag{18a}$$

$$\Gamma^\mu_2(\boldsymbol{p}_f, \boldsymbol{p}_i) = \gamma^\mu F_1(Q^2) + i\sigma^{\mu\nu} \frac{q_\nu}{2m} F_2(Q^2) \tag{18b}$$

$$\Gamma^\mu_3(\boldsymbol{p}_f, \boldsymbol{p}_i) = \frac{P^\mu}{2m} F_1(Q^2) + i\sigma^{\mu\nu} \frac{q_\nu}{2m} G_M(Q^2) \tag{18c}$$

where $P = (E_f + E_i, \boldsymbol{p}_f + \boldsymbol{p}_i\,)$. Although Γ_2 is arguably the most fundamental because it is defined in terms of the Dirac and Pauli form factors F_1 and F_2, Γ_1 is often used because the matrix elements are easier to evaluate. Γ_3 is rarely used but no less fundamental. In all calculations presented here, the momenta in the vertex functions are evaluated using asymptotic laboratory kinematics instead of differential operators.

Unfortunately, as bound nucleons are not on shell, an off-shell extrapolation (for which no rigorous justification exists) is required. The de Forest prescription [86] is employed, in which the energies of both the initial and the final nucleons are placed on shell based upon effective momenta, and the energy transfer is replaced by the difference between on-shell nucleon energies in the operator. Note that the form factors are still evaluated at the Q^2 determined from the electron-scattering kinematics. In this manner, three prescriptions

$$\bar{\Gamma}^\mu_1 \ = \ \gamma^\mu G_M(Q^2) - \frac{\bar{P}^\mu}{2m} F_2(Q^2) \tag{19a}$$

$$\bar{\Gamma}^\mu_2 \ = \ \gamma^\mu F_1(Q^2) + i\sigma^{\mu\nu} \frac{\bar{q}_\nu}{2m} F_2(Q^2) \tag{19b}$$

$$\bar{\Gamma}^\mu_3 \ = \ \frac{\bar{P}^\mu}{2m} F_1(Q^2) + i\sigma^{\mu\nu} \frac{\bar{q}_\nu}{2m} G_M(Q^2) \ , \tag{19c}$$

are obtained, where

$$\bar{q} \ = \ (E_f - \bar{E}_i, \boldsymbol{q}\,) \ ,$$
$$\bar{P} \ = \ (E_f + \bar{E}_i, 2\boldsymbol{p}_f - \boldsymbol{q}\,) \ ,$$

and where $\bar{E}_i = \sqrt{m_N^2 + (\boldsymbol{p}_f - \boldsymbol{q}\,)^2}$ is placed on shell based upon the externally observable momenta $\boldsymbol{p}_f$ and $\boldsymbol{q}$ evaluated in the laboratory frame. When electron distortion is included, the local momentum transfer $\boldsymbol{q} \to \boldsymbol{q}_{\rm eff}$ is interpreted as the effective momentum transfer with Coulomb distortion. These operators are commonly named CC1, CC2, and CC3, and are no longer equivalent with off-shell kinematics. Furthermore, the effects of possible density dependence in the nucleon form factors can be evaluated by applying the Local Density Approximation (LDA) to Equation (19) [82, 87].

The overlap function is represented as a Dirac spinor of the form

$$\phi_{\kappa m}(\boldsymbol{r}) = \begin{pmatrix} f_\kappa(r) \mathcal{Y}_{\kappa m}(\hat{r}) \\ i g_{-\kappa}(r) \mathcal{Y}_{-\kappa m}(\hat{r}) \end{pmatrix} \ , \tag{20}$$

where

$$\mathcal{Y}_{\kappa m}(\hat{r}) = \sum_{s,m_s} \langle \begin{smallmatrix} \ell & \frac{1}{2} \\ \nu & m_s \end{smallmatrix} | \begin{smallmatrix} j \\ m \end{smallmatrix} \rangle Y_{\ell\nu}(\hat{r}) \chi_{m_s} \tag{21}$$

is the spin spherical harmonic and where the orbital and total angular momenta are respectively given by

$$\ell = S_\kappa(\kappa + \frac{1}{2}) - \frac{1}{2} \tag{22a}$$

$$j = S_\kappa \kappa - \frac{1}{2} , \tag{22b}$$

with $S_\kappa = \mathrm{sign}(\kappa)$. The functions f_κ and g_κ satisfy the usual coupled linear differential equations. The corresponding momentum wave function

$$\tilde{\phi}_{\kappa m}(\boldsymbol{p}_m) = \int d^3r \, \exp(-i\boldsymbol{p}_m \cdot \boldsymbol{r}) \phi_{\kappa m}(\boldsymbol{r}) \tag{23}$$

then takes the form

$$\tilde{\phi}_{\kappa m}(\boldsymbol{p}_m) = 4\pi i^{-\ell} \begin{pmatrix} \tilde{f}_\kappa(p_m) \mathcal{Y}_{\kappa m}(\hat{p}_m) \\ i\tilde{g}_{-\kappa}(p_m) \mathcal{Y}_{-\kappa m}(\hat{p}_m) \end{pmatrix} , \tag{24}$$

where

$$\tilde{f}_\kappa(p_m) = \int dr \, r^2 j_\ell(p_m r) f_\kappa(r) \tag{25a}$$

$$\tilde{g}_{-\kappa}(p_m) = \int dr \, r^2 j_{\ell'}(p_m r) g_{-\kappa}(r) , \tag{25b}$$

and where in the PWIA, the initial momentum $\boldsymbol{p}_m$ would equal the experimental missing momentum $\boldsymbol{p}_{\mathrm{miss}}$. Thus, the momentum distribution

$$\rho(p_m) = \frac{1}{2\pi^2} \left(|\tilde{f}_\kappa(p_m)|^2 + |\tilde{g}_\kappa(p_m)|^2 \right) \tag{26}$$

is obtained, normalized to

$$4\pi \int dp \, p_m^2 \rho(p_m) = 1 \tag{27}$$

for unit occupancy.

Similarly, let

$$\Psi^{(+)}(\boldsymbol{p}, \boldsymbol{r}) = \sqrt{\frac{E+m}{2E}} \begin{pmatrix} \psi(\boldsymbol{r}) \\ \zeta(\boldsymbol{r}) \end{pmatrix} \tag{28}$$

represent an incoming wave function of the $N+B$ system with an incident plane wave normalized to unit flux and outgoing spherical waves that satisfy a first-order Dirac equation of the form

$$[\boldsymbol{\alpha} \cdot \boldsymbol{p} + \beta(m+S) + (V-E)] \Psi = 0 , \tag{29}$$

where S and V are scalar and vector optical potentials. The Madrid RDWIA calculations [16] employ a partial-wave expansion of the Dirac equation, leading to a pair of coupled first-order differential equations. Alternatively, the LEA code [88] uses the Noumerov algorithm to solve a single second-order differential equation that emerges from an equivalent Schrödinger equation of the form

$$\left[\nabla^2 + k^2 - 2\mu \left(U^C + U^{LS} \boldsymbol{L} \cdot \boldsymbol{\sigma}\right)\right] \xi = 0 , \tag{30}$$

where k is the relativistic wave number, μ is the reduced energy, and

$$U^C = \frac{E}{\mu} \left[V + \frac{m}{E} + \frac{S^2 - V^2}{2E} \right] + U^D \tag{31a}$$

$$U^D = \frac{1}{2\mu} \left[-\frac{1}{2r^2 D} \frac{d}{dr}(r^2 D') + \frac{3}{4} \left(\frac{D'}{D} \right)^2 \right] \tag{31b}$$

$$U^{LS} = -\frac{1}{2\mu} \frac{D'}{rD} \tag{31c}$$

$$D = 1 + \frac{S-V}{E+m} . \tag{31d}$$

$D(r)$ is known as the Darwin nonlocality factor and U^C and U^{LS} are the central and spin-orbit potentials. The Darwin potential U^D is generally quite small. The upper and lower components of the Dirac wave function are then obtained using

$$\psi = D^{1/2} \xi \tag{32a}$$

$$\zeta = \frac{\boldsymbol{\sigma} \cdot \boldsymbol{p} \; \psi}{E + m + S - V} . \tag{32b}$$

This method is known as direct Pauli reduction [18, 81]. A very similar approach is also employed by Meucci *et al.* [89].

For our purposes, the two most important differences between relativistic and nonrelativistic DWIA calculations are the suppression of the interior wave function by the Darwin factor in Equation (32a), and the dynamical enhancement of the lower components of the Dirac spinor (also known as *spinor distortion*) by the strong Dirac scalar and vector potentials in Equation (32b). The Darwin factor tends to increase the spectroscopic factors deduced using an RDWIA analysis [18, 90, 91] while distortion of the bound-state spinor destroys factorization and at large P_{miss} produces important oscillatory signatures in the interference response functions (such as R_{LT}) and recoil polarization [19–21, 92, 93]. Note that the calculations in Ref. [2] using LEA neglected the $(S-V)$ term and replaced the momentum in Equation (32b) by its asymptotic value, an approach later called EMA-noSV. The effect of spinor distortion within the EMA has been studied by Kelly [92]. The LEA code has subsequently been upgraded to evaluate Equation (32) without making the EMA. These two methods for constructing the ejectile distorted waves should be equivalent. The predictions of the LEA and Madrid codes given identical input are compared in Section IV A 2.

The approximations made by DWIA violate current conservation and introduce gauge ambiguities. The most

common prescriptions

$$\mathcal{J}_q \;\rightarrow\; \frac{\omega}{q}\mathcal{J}_0 \tag{33a}$$

$$\mathcal{J}_\mu \;\rightarrow\; \mathcal{J}_\mu + \frac{\mathcal{J}\cdot q}{Q^2}q_\mu \tag{33b}$$

$$\mathcal{J}_0 \;\rightarrow\; \frac{q}{\omega}\mathcal{J}_q \tag{33c}$$

correspond to Coulomb, Landau, and Weyl gauges, respectively. Typically, Gordon ambiguities and sensitivity to details of the off-shell extrapolation are largest in the Weyl gauge. Although there is no fundamental preference for any of these prescriptions, it appears that the data are least supportive of the Weyl gauge. Further, the CC1 operator is the most sensitive to spinor distortion while the CC3 operator is the least. The intermediate CC2 is chosen most often for RDWIA.

2. Tests

Figure 7 illustrates a comparison between RPWIA and RDWIA calculations made by Kelly using LEA for the removal of protons from the $1p_{1/2}$-state of ^{16}O as a function of $P_{\rm miss}$ for both quasiperpendicular and parallel kinematics for $E_{\rm beam} = 2.442$ GeV.

The RDWIA calculations employ a partial-wave expansion of the second-order Dirac equation with optical potentials nullified and the target mass artificially set to $16001u$ to minimize recoil corrections and frame ambiguities, while the RPWIA calculations are based upon the Fourier transforms of the upper and lower components of the overlap function. In the upper panels, the solid curves represent the reduced cross sections for both the RDWIA and RPWIA calculations as the differences are indistinguishable on this scale. The dashed curves show the momentum distributions. In the lower panels, the ratios between RDWIA and RPWIA reduced cross sections are shown. With suitable choices for step size and maximum ℓ (here 0.05 fm and 80), agreement to much better than 1% over the entire range of missing momentum is obtained, verifying the accuracy of LEA for plane waves. Similar results are obtained with the Madrid code. The similarity between the reduced cross sections and the momentum distributions demonstrates that the violation of factorization produced by the distortion of the bound-state spinor is mild, but tends to increase with $P_{\rm miss}$. Nevertheless, observables such as A_{LT} that are sensitive to interference between lower and upper components are more strongly affected by violation of factorization.

Figures 8 and 9 compare calculations for the removal of protons from the $1p$-shell of ^{16}O as a function of $P_{\rm miss}$ for $E_{\rm beam} = 2.442$ GeV. These predictions were made using the LEA and Madrid codes with identical input options [94], and are hereafter described as "baseline" calculations. These baseline options are summarized in Table V and were chosen to provide the most rigorous test of the codes rather than to be the optimal physics choices.

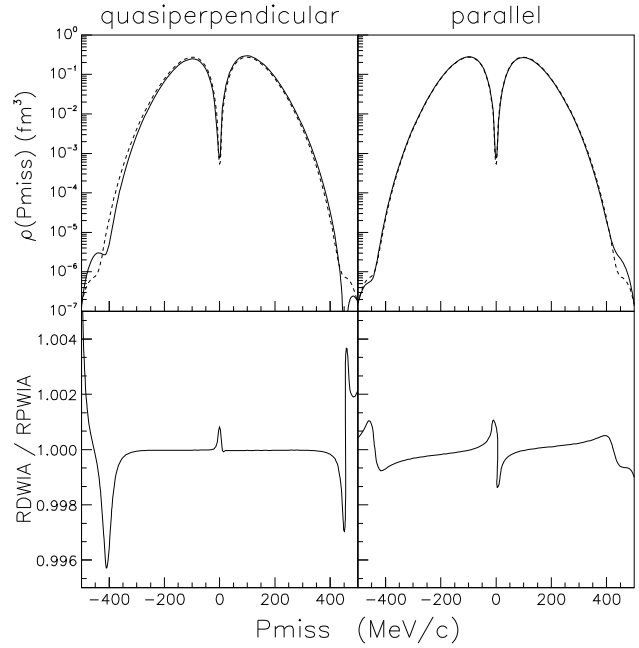

FIG. 7: Comparisons between RPWIA and RDWIA calculations for the removal of protons from the $1p_{1/2}$-state of ^{16}O as a function of $P_{\rm miss}$ for $E_{\rm beam} = 2.442$ GeV. In the upper panels, the solid curves represent the reduced cross sections for both the RDWIA and the RPWIA calculations (see text for details), while the dashed curves correspond to the momentum distributions. In the lower panels, the (RDWIA / RPWIA) reduced cross-section ratio is shown. Agreement to much better than 1% is obtained for both kinematics over the entire $P_{\rm miss}$ range.

TABLE V: A summary of the basic RDWIA options which served as input to the "baseline" calculations of the Madrid Group and Kelly (LEA). See Section V for further details.

Input Parameter	Option
bound-state wave function	NLSH
Optical Model	EDAI-O
nucleon spinor distortion	fully relativistic
electron distortion	none
current operator	CC2
nucleon form factors	dipole
gauge	Coulomb

Figure 8 demonstrates that baseline cross sections agree to better than 2% for $P_{\rm miss} < 250$ MeV/c, but that the differences increase to about 10% by about 400 MeV/c. Nevertheless, Fig. 9 shows that excellent agreement is obtained for A_{LT} over this entire range of $P_{\rm miss}$, with only a very small shift in A_{LT}. The agreement of the strong oscillations in A_{LT} for $P_{\rm miss} > 250$ MeV/c predicted by both methods demonstrates that they are equivalent with respect to spinor distortion. The small differences in cross sections for large $P_{\rm miss}$ appear to be independent of the input choices and probably arise from

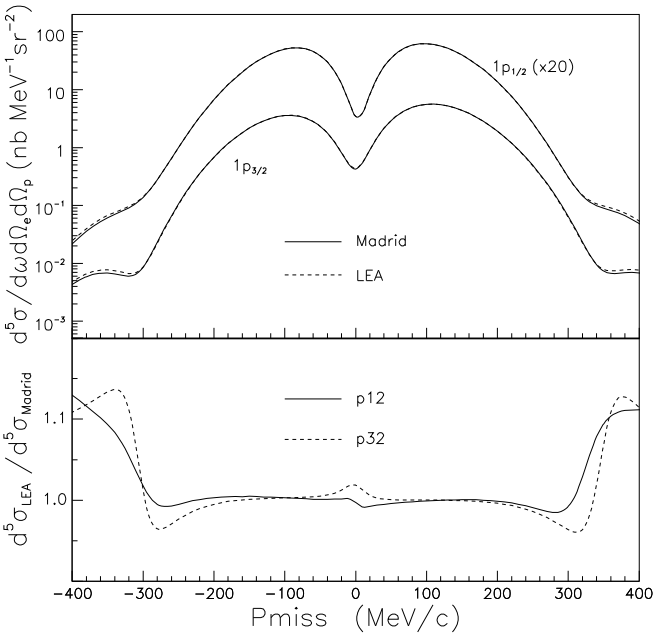

FIG. 8: Baseline RDWIA calculations by the Madrid Group and Kelly (LEA) for the removal of protons from the $1p$-shell of ^{16}O as a function of $P_{\rm miss}$ for $E_{\rm beam} = 2.442$ GeV. For the purposes of this comparison, the input into both calculations was identical (see Table V). Overall agreement is very good, and agreement is excellent for $P_{\rm miss} < 250$ MeV/c.

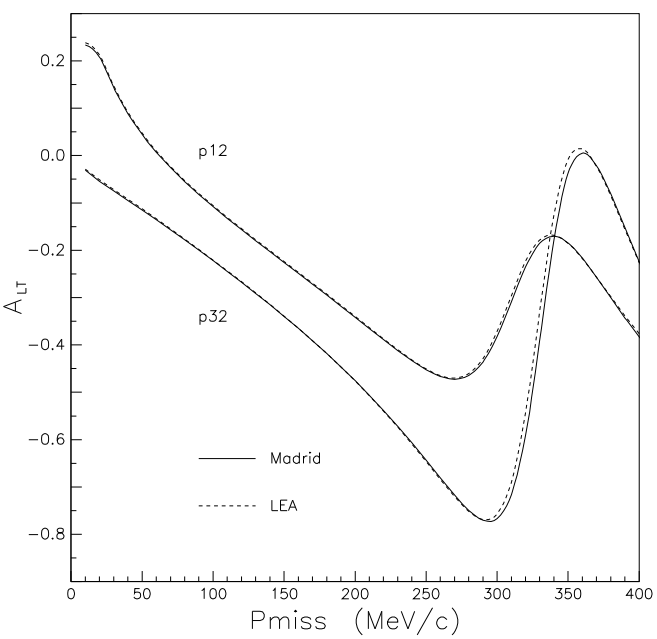

FIG. 9: Baseline RDWIA calculations for the A_{LT} asymmetry by the Madrid Group and Kelly (LEA) for the removal of protons from the $1p$-shell of ^{16}O as a function of $P_{\rm miss}$ for $E_{\rm beam}$ = 2.442 GeV. Overall agreement is excellent over the entire $P_{\rm miss}$ range.

numerical errors in the integration of differential equations (perhaps due to initial conditions), but the origin has not yet been identified. Regardless, it is remarkable to achieve this level of agreement between two independent codes under conditions in which the cross section has fallen from its peak value by three decades.

B. ROMEA / RMSGA

In this subsection, an alternate relativistic model developed by the Ghent Group [95–98] for $A + e \longrightarrow B + e' + p$ processes is presented. With respect to the construction of the the bound-state wave functions and the nuclear-current operator, an approach similar to standard RDWIA is followed. The major differences lie in the construction of the scattering wave function. Indeed, the approach presented here adopts the relativistic Eikonal Approximation (EA) to determine the scattering wave functions and may be used in conjuction with both the Optical Model and the multiple-scattering Glauber frameworks for dealing with the FSI.

The EA belongs to the class of semi-classical approximations which are meant to become "exact" in the limit of small de Broglie (db) wavelengths, $\lambda_{db} \ll a$, where a is the typical range of the potential in which the particle is moving. For a particle moving in a relativistic (optical) potential consisting of scalar and vector terms, the scattering wave function takes on the following EA form

$$\psi_F(\boldsymbol{r}) \sim \left[\begin{array}{c} 1 \\ \frac{1}{E+m+S-V}\,\boldsymbol{\sigma}\cdot\boldsymbol{p} \end{array} \right] e^{i\boldsymbol{p}\cdot\boldsymbol{r}} e^{i\mathcal{S}(\boldsymbol{r})} \chi_\sigma^{1/2} \,. \qquad (34)$$

This wave function differs from a relativistic plane wave in two respects: first, there is a dynamical relativistic effect from the scalar S and vector V potentials which enhances the contribution from the lower components; and second, the wave function contains an eikonal phase which is determined by integrating the central (U^C) and spin-orbit (U^{LS}) terms of the distorting potentials along the (asymptotic) trajectory of the escaping particle. In practice, this amounts to numerically calculating the integral ($\boldsymbol{r} \equiv (\boldsymbol{b}, z)$)

$$\begin{aligned} i\mathcal{S}(\boldsymbol{b},z) \;=\; -i\frac{m}{K}\int_{-\infty}^{z} dz' \Big[& U^C(\boldsymbol{b},z') \\ & + U^{LS}(\boldsymbol{b},z')[\boldsymbol{\sigma}\cdot(\boldsymbol{b}\times\boldsymbol{K}) - iKz'] \Big] \,, \end{aligned} \qquad (35)$$

where $\boldsymbol{K} \equiv \frac{1}{2}(\boldsymbol{p}+\boldsymbol{q})$.

Within the ROMEA calculation, the eikonal phase given by Equation (35) is computed from the relativistic optical potentials as they are derived from global fits to elastic proton-nucleus scattering data. For the results presented in this work, EDAI-O is used. It is worth stressing that the sole difference between the ROMEA and the RDWIA

models is the use of the EA to compute the scattering wave functions.

For proton lab momenta exceeding 1 GeV/c, the highly inelastic nature of the elementary nucleon-nucleon (NN) scattering process makes the use of a potential method for describing FSI effects artificial. In this high-energy regime, an alternative description of FSI processes is provided by the Glauber Multiple-Scattering Theory. A relativistic and unfactorized formulation of this theory has been developed by the Ghent Group [97, 98]. In this framework, the A-body wave function in the final state reads

$$\Psi_A^{\boldsymbol{p}}(\boldsymbol{r},\boldsymbol{r}_2,\boldsymbol{r}_3,\ldots\boldsymbol{r}_A) \sim \widehat{\mathcal{O}}\left[\frac{1}{\frac{1}{E+m}\boldsymbol{\sigma}\cdot\boldsymbol{p}}\right] e^{i\boldsymbol{p}\cdot\boldsymbol{r}}\chi_{\frac{1}{2}m_s} \times\Psi_B(\boldsymbol{r}_2,\ldots\boldsymbol{r}_A) \ , \quad (36)$$

where Ψ_B is the wave function characterizing the state in which the B nucleus is created. In the above expression, the subsequent elastic or "mildly inelastic" collisions which the ejectile undergoes with "frozen" spectator nucleons are implemented through the introduction of the operator

$$\widehat{\mathcal{O}}(\boldsymbol{r},\boldsymbol{r}_2,\boldsymbol{r}_3,\ldots\boldsymbol{r}_A) \equiv \prod_{j=2}^{A}\left[1-\Gamma(p,\boldsymbol{b}-\boldsymbol{b_j})\,\theta(z-z_j)\right] \ ,$$

where the profile function for pN scattering is

$$\Gamma(p,\boldsymbol{b}) = \frac{\sigma_{pN}^{\rm tot}(1-i\epsilon_{pN})}{4\pi\beta_{pN}^2}\,\exp\left(-\frac{b^2}{2\beta_{pN}^2}\right) \ .$$

In practice, for the lab momentum of a given ejectile, the following input is required: the total proton-proton and proton-neutron cross sections $\sigma_{pN}^{\rm tot}$, the slope parameters β_{pN} and the ratio of the real-to-imaginary scattering amplitude ϵ_{pN}. The parameters $\sigma_{pN}^{\rm tot}$, β_{pN}, and ϵ_{pN} are obtained through interpolation of the data base made available by the Particle Data Group [99]. The $A(e,e'N)B$ results obtained with a scattering state of the form of (36) are referred to as (RMSGA) calculations. It is worth stressing that in contrast to the RDWIA and the ROMEA models, all parameters entering the calculation of the scattering states in RMSGA are directly obtained from the elementary proton-proton and proton-neutron scattering data.

Note that for the kinematics of the ^{16}O$(e,e'p)$ experiment presented in this paper, the de Broglie wavelength of the ejected proton is $\lambda_{db} \approx 0.2$ fm, and thus both the optical potential and the Glauber frameworks may be applicable. Indeed, for $T_p \approx 0.433$ GeV, various sets of relativistic optical potentials are readily available and λ_{db} appears sufficiently small for the approximations entering the Glauber framework to be justifiable [97].

The basic ROMEA and RMSGA options which served as input to the calculations of the Ghent Group [100] are presented in Table VI.

TABLE VI: A summary of the basic ROMEA and RMSGA options which served as input to the calculations of the Ghent Group. See Section V for further details.

Input Parameter	Option
bound-state wave function	[101]
Optical Model	EDAI-O
nucleon spinor distortion	fully relativistic
electron distortion	none
current operator	CC2
nucleon form factors	dipole
gauge	Coulomb

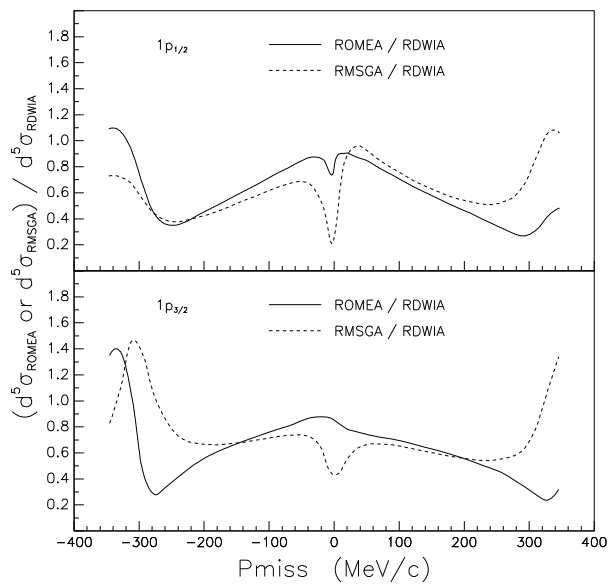

FIG. 10: Baseline RDWIA calculations compared to "bare" (no MEC nor IC) ROMEA and RMSGA calculations by the Ghent Group for the removal of protons from the $1p$-shell of ^{16}O as a function of $P_{\rm miss}$ for $E_{\rm beam} = 2.442$ GeV.

Figure 10 shows the "bare" (no MEC nor IC) calculations of the Ghent Group together with the "baseline" RDWIA calculations for the removal of protons from the $1p$-shell of ^{16}O as a function of $P_{\rm miss}$ for $E_{\rm beam} = 2.442$ GeV. The cross-section ratio (ROMEA / RDWIA) is shown in the top panel, while the cross-section ratio (RMSGA / RDWIA) is shown in the bottom panel. The calculational frameworks and basic ingredients differ between the RDWIA and (ROMEA and RMSGA) approaches. Agreement is best for $P_{\rm miss} < 200$ MeV/c.

V. DISCUSSION

The data were interpreted in subsets corresponding to the $1p$-shell and the to the $1s_{1/2}$-state and continuum. The interested reader is directed to the works of Gao *et*

al. [102] and Liyanage *et al.* [103], where these results have been briefly highlighted. A detailed discussion is presented below.

A. $1p$-shell results

In this section, the results for proton removal from the $1p$-shell of ^{16}O are discussed first in terms of single-nucleon current calculations, and then considering two-body current contributions stemming from MEC and IC.

1. *Single-nucleon currents*

The consistency of the normalization factors S_α suggested by the $1p$-shell data obtained from this measurement was studied in detail within the RDWIA framework. One study by Kelly [104] focused on consistency with respect to other ^{16}O$(e, e'p)$ data sets (see Table VII) for $P_{\rm miss} \leq 200$ MeV/c. A complementary study by the Madrid Group [105] focused instead on the $P_{\rm miss} \leq 350$ MeV/c data obtained from this work at 2.442 GeV (see Table XII). The studies involved systematically varying a wide range of inputs to the RDWIA calculations, and then performing least-squares fits of the predictions to the cross-section data. The normalization factors thus extracted are presented in Tables VIII and IX.

The consistency analysis employed the Coulomb gauge, the CC2 current operator, the MMD nucleon form-factor model of Mergell *et al.* [106], and included the effects of electron distortion. Three bound-nucleon wave functions (see Figure 11) derived from relativistic Lagrangians were considered: HS by Horowitz and Serot [107, 108], NLSH by Sharma *et al.* [109], and NLSH-P by Udías *et al.* [110] (which resulted from a Lagrangian fine-tuned to reproduce data set (a)). When experimentally unresolved, the contamination of the $1p_{3/2}$-state by the $(1d_{5/2}2s_{1/2})$-doublet (located at $E_{\rm miss} \approx 17.4$ MeV) was instead computed by incoherently including the parametrizations of Leuschner *et al.* Note that both the NLSH and NLSH-P wave functions predict binding energies, single-particle energies, and a charge radius for ^{16}O which are all in good agreement with the data. The optical potential was changed between two purely phenomenological S–V potentials based upon the Dirac equation: EDAI-O and EDAD1 (an energy-dependent, atomic-mass dependent parametrization for many nuclei by Cooper *et al.* [111]).

Qualitatively, the calculations which employed the HS and NLSH-P bound-nucleon wave functions fitted the low Q^2 data better, while the calculations which employed the NLSH bound-nucleon wave function fitted the data from this work better. Further, the data sets demonstrated a slight preference for the EDAD1 optical potential over the EDAI-O optical potential. This was concluded based on the quality of the fits and the more consistent nature of the extracted normalization factors for low Q^2.

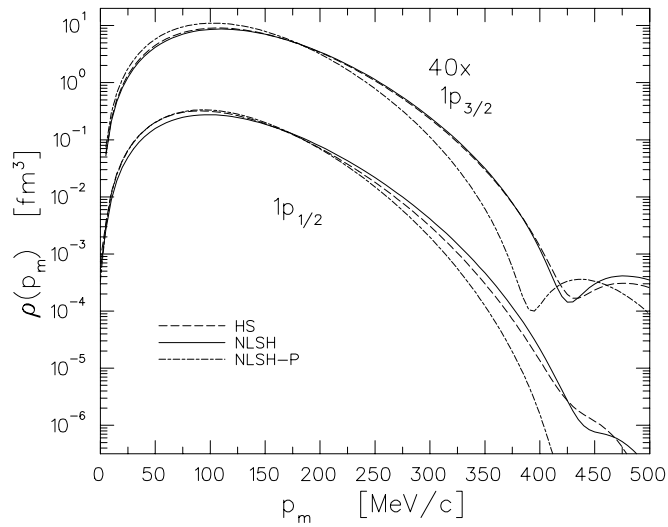

FIG. 11: PWIA momentum distributions for the HS, NLSH, and NLSH-P models. There is only a slight difference between HS and NLSH – for the $1p_{3/2}$-state, HS is broader spatially and thus drops off faster with increasing $P_{\rm miss}$. On the other hand, NLSH-P differs appreciably from both HS and NLSH, and is clearly distinguishable for $P_{\rm miss} > 250$ MeV/c for both the $1p_{1/2}$-state and $1p_{3/2}$-state distributions. Note that both the NLSH and NLSH-P wave functions predict binding energies, single-particle energies, and a charge radius for ^{16}O which are all in good agreement with the data.

As previously mentioned, data set (g) suggested a substantially different normalization.

In the complementary analysis which focused on the 2.442 GeV $1p$-shell data obtained in this work, three basic approaches were considered: the fully relativistic approach used in the consistency study [137], the projected approach of Udías *et al.* [20, 21], and the EMA-NOSV approach of Kelly [4, 92]. All three approaches included the effects of electron distortion. The fully relativistic approach involved solving the Dirac equation directly in configuration space. The projected approach included only the positive-energy components, and as a result, most (but not all) of the spinor distortion was removed from the wave functions. Within the EMA-NOSV approach, a relativized Schrödinger equation was solved using the EMA, and all of the spinor distortion was removed. This made the calculation similar to a factorized calculation, although spin–orbit effects in the initial and final states (which cause small deviations from the factorized results) are included in EMA-NOSV. The current operator was changed between CC1 and CC2. The bound-nucleon wave function was changed between HS, NLSH, and NLSH-P. The gauge prescription was changed between Coulomb, Weyl, and Landau. The optical potential was changed between EDAI-O and EDAD1, a slightly modified energy-dependent, atomic-mass dependent parametrization EDAD2 by Cooper *et al.* [111], as well as MRW by McNeil *et al.* [112] and RLF by Horowitz [113] and Murdock [114]. The nucleon form-factor model

TABLE VII: A summary of the kinematic conditions for the ^{16}O$(e,e'p)$ consistency study.

label	authors	kinematics	T_p (MeV)	Q^2 (GeV/c)^2	x	$2s_{1/2}1d_{5/2}$-doublet	data
a	Leuschner *et al.* [14]	parallel	96	varied	varied	resolved	reduced σ
b	Spaltro *et al.* [13]	perpendicular	84	0.20	1.07	resolved	differential σ
c	Chinitz *et al.* [12]	perpendicular	160	0.30	0.91	computed [a]	differential σ
d	this work	perpendicular	427	0.80	0.96	computed [b]	differential σ
e	Bernheim *et al.* [11]	perpendicular	100	0.19	0.90	computed [b]	reduced σ
f	Blomqvist1 *et al.* [15]	parallel	92	0.08	0.30 - 0.50	resolved	reduced σ
g	Blomqvist2 *et al.* [15]	highly varied	215	0.04 - 0.26	0.07 - 0.70	resolved	reduced σ

[a]The $1p_{3/2}$-state data were corrected for the contamination of the doublet by the authors of this work.
[b]The contamination of the $1p_{3/2}$-state doublet was computed by incoherently including the parametrizations of data set (a).

TABLE VIII: Normalization factors deduced for the data sets presented in Table VII for $P_{\rm miss} \leq 200$ MeV/c. The first term in each column is for the $1p_{1/2}$-state, while the second term is for the $1p_{3/2}$-state.

	EDAI-O												EDAD1											
	HS				NLSH				NLSH-P				HS				NLSH				NLSH-P			
	S_α		χ^2		S_α		χ^2		S_α		χ^2		S_α		χ^2		S_α		χ^2		S_α		χ^2	
a	0.55	0.46	0.9	4.2	0.60	0.47	2.5	6.0	0.53	0.41	1.0	1.5	0.60	0.55	0.8	2.4	0.66	0.56	2.3	3.7	0.57	0.48	0.8	1.4
b	0.61	0.66	2.7	6.3	0.65	0.68	5.4	8.0	0.58	0.58	2.3	3.6	0.71	0.75	2.3	5.1	0.77	0.77	4.2	6.4	0.68	0.65	2.2	4.1
c	0.54	0.56	8.7	17.9	0.60	0.58	24.8	25.3	0.51	0.47	9.0	15.0	0.59	0.61	8.0	18.2	0.66	0.63	16.7	22.1	0.56	0.50	7.2	23.8
d	0.62	0.63	30.8	4.7	0.70	0.65	0.5	6.7	0.59	0.52	19.6	15.3	0.62	0.63	32.5	2.4	0.70	0.66	1.2	3.9	0.60	0.53	20.0	14.4
e	0.43	0.46	1.0	1.9	0.48	0.47	2.2	2.4	0.42	0.40	1.0	1.1	0.48	0.52	1.0	1.5	0.54	0.54	1.5	1.9	0.47	0.45	1.0	1.3
f	0.53	0.41	3.0	4.2	0.54	0.42	5.0	5.8	0.51	0.38	2.7	1.9	0.57	0.50	3.2	3.7	0.59	0.51	5.8	5.0	0.54	0.46	2.7	2.1
g	0.42	0.37	2.0	1.4	0.44	0.37	4.7	2.0	0.40	0.33	2.5	5.9	0.42	0.40	1.8	1.9	0.44	0.41	6.6	2.8	0.40	0.36	1.9	5.4

was changed between GK by Gari and Krümplemann [115] and the dipole model. Further, the QMC model of Lu *et al.* [116, 117] predicts a density dependence for form factors that was calculated and applied to the GK form factors using the Local Density Approximation (see [82]). And finally, the effect of different mixing ratios for the $2s_{1/2}1d_{5/2}$-doublet and the $1p_{3/2}$-state were considered. The nominal strength of this doublet was taken to be 5% of the strength of the $1p_{3/2}$-state using normalization factors determined from data set (a).

Qualitatively, the fully relativistic approach clearly did the best job of reproducing the data. CC2 was in general less sensitive to changes in the bound-nucleon wave function. The choice of wave function primarily affected the $P_{\rm miss}$-location of the ripple in A_{LT} (see Figure 17). Fully relativistic results were shown to be much less gauge-dependent than the nonrelativistic results. The CC2 current operator was also in general less sensitive to choice of gauge, and the data discouraged the choice of the Weyl gauge. The different optical models had little effect on the shape of the calculations, but instead changed the overall magnitude. Both the GK and dipole nucleon form-factor models produced nearly identical results. The change in the calculated GK+QMC cross section was modest, being most pronounced in A_{LT} for $P_{\rm miss}$ > 300 MeV/c. And finally, the results were best for a 100% contribution of the strength of the $2s_{1/2}1d_{5/2}$-doublet to the $1p_{3/2}$-state, although the data were not terribly sensitive to this degree-of-freedom.

The basic options employed in the RDWIA calculations presented throughout the rest of this paper (unless otherwise indicated) are summarized in Table X. Note that these options are identical to those used for the calculations first presented in [102].

Figure 13 shows measured cross sections for the removal of protons from the $1p$-shell of ^{16}O as a function of $P_{\rm miss}$ as compared to relativistic calculations at $E_{\rm beam}$ = 2.442 GeV. Error bars are statistical, and on average, there is an additional ±5.6% systematic uncertainty (see Table XII) associated with the data. The solid line is the RDWIA calculation, while the dashed and dashed-dotted lines are respectively the "bare" (no MEC nor IC) ROMEA and RMSGA calculations. The normalization factors for the RDWIA calculations are 0.73 and 0.72 for the $1p_{1/2}$-state and $1p_{3/2}$-state, respectively. For the ROMEA and RMSGA calculations, they are 0.60 and 0.70, respectively. While the calculations are more-or-less indistinguishable for $P_{\rm miss}$ < 125 MeV/c, the RDWIA calculations do a far better job of representing the data over the entire $P_{\rm miss}$ range.

Figure 14 shows measured cross sections for the removal of protons from the $1p$-shell of ^{16}O as a function of $P_{\rm miss}$ as compared to relativistic calculations at $E_{\rm beam}$ = 2.442 GeV plotted on a linear scale. As before, error bars are statistical, and on average, there is an additional ±5.6% systematic uncertainty (see Table XII) associated with the data. The top panel is again the RDWIA calculation, while the middle and bottom panels are

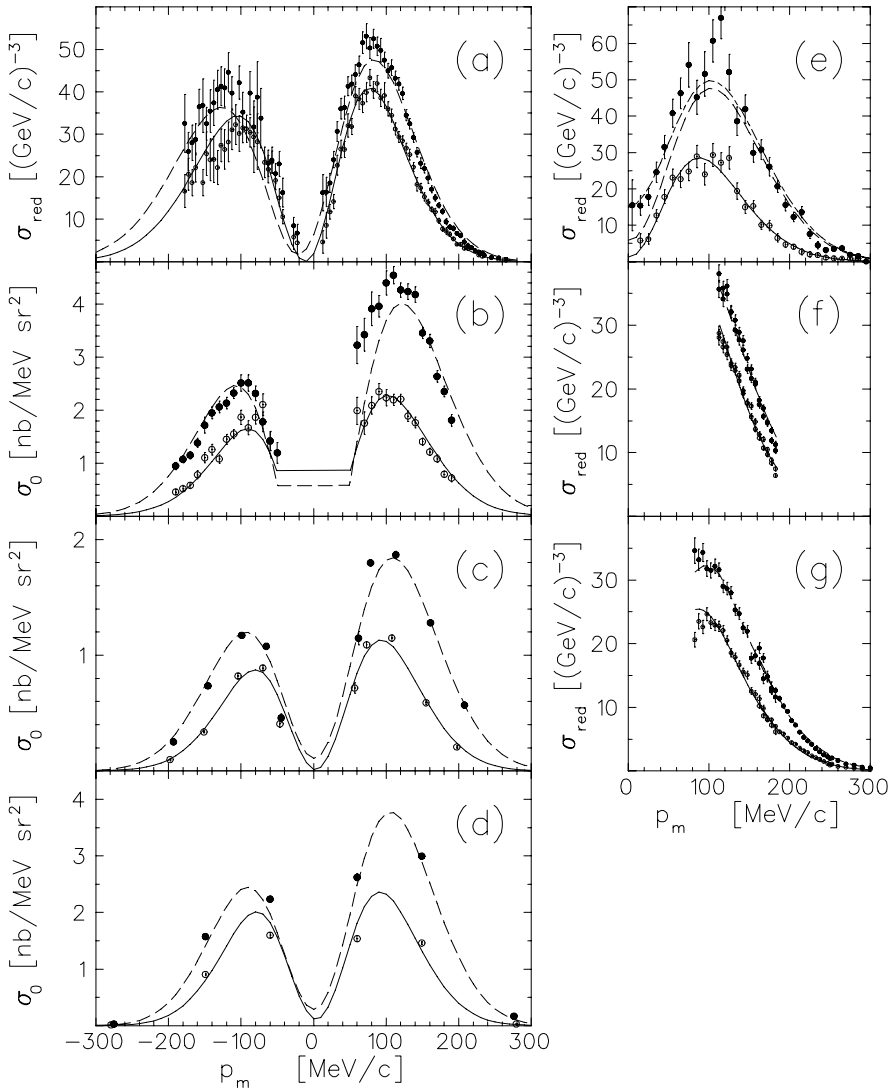

FIG. 12: Fits to various ^{16}O$(e,e'p)$ data sets based on the NLSH bound-nucleon wave function and the EDAI-O optical potential. Open points and solid lines pertain to the $1p_{1/2}$-state, while solid points and dashed lines pertain to the $1p_{3/2}$-state. The dashed-dotted lines include the contributions of the $2s_{1/2}1d_{5/2}$-doublet to the $1p_{3/2}$-state. Panel (d) shows the data from this work - see Table VII for the key to the other data sets.

respectively the "bare" (no MEC nor IC) ROMEA and RMSGA calculations. As previously mentioned, there is little to distinguish between the calculations for $P_{\rm miss} <$ 125 MeV/c, but the RDWIA calculations do a far better job of representing the data over the entire $P_{\rm miss}$ range.

Figure 15 shows the left-right asymmetry A_{LT} together with relativistic calculations for the removal of protons from the $1p$-shell of ^{16}O as a function of $P_{\rm miss}$ for $E_{\rm beam} =$ 2.442 GeV. Error bars are statistical (see Table XXV for the associated systematic uncertainties). The solid line is the RDWIA calculation, while the dashed and dashed-dotted lines are respectively the "bare" (no MEC nor IC) ROMEA and RMSGA calculations. Note that the EA calculations stop at $P_{\rm miss} = 350$ MeV/c as the approximation becomes invalid. Note also the large change in the slope of A_{LT} at $P_{\rm miss} \approx 300$ MeV/c. While all three calculations undergo a similar change in slope, it is the RDWIA calculation which does the best job of reproducing it. The ROMEA calculation reproduces the data well for $P_{\rm miss} < 300$ MeV/c, but substantially overestimates A_{LT} for $P_{\rm miss} > 300$ MeV/c. The RMSGA calculation does well with the overall trend in the data, but struggles with the overall normalization for knockout from the $1p_{1/2}$-state.

Figure 16 shows the left-right asymmetry A_{LT} together with RDWIA calculations for the removal of protons from the $1p$-shell of ^{16}O as a function of $P_{\rm miss}$ for $E_{\rm beam} =$ 2.442 GeV. Error bars are statistical (see Table XXV for the associated systematic uncertainties). In this figure, the nature of the large change in the slope of A_{LT} at $P_{\rm miss} \approx 300$ MeV/c is addressed. The solid curves are the RDWIA calculations identical to those shown in Figure 15. The effect is due to the distortion of the bound-

TABLE IX: Normalization factors derived from the 2.442 GeV $1p$-shell cross-section data of Table XII using the CC1 and CC2 current operators. The first term in each column is for the $1p_{1/2}$-state, while the second term is for the $1p_{3/2}$-state.

prescription			bound-nucleon wavefunction			gauge			optical potential					nucleon FF model			doublet (%)			S_α				χ^2			
fully rel	proj	EMA-NOSV	NLS H	H-P	HS	C	W	L	EDA I-O	D1	D2	MRW	RLF	GK	d	GK+QMC	100	50	0	CC1		CC2		CC1		CC2	
*			*			*			*					*			*			0.68	0.62	0.74	0.67	5.5	5.3	2.0	31.0
	*		*			*			*					*			*			0.78	0.73	0.76	0.71	17.0	79.0	8.0	70.0
		*	*			*			*					*			*			0.72	0.66	0.75	0.69	2.3	65.0	2.2	65.0
*				*		*			*					*			*			0.60	0.52	0.63	0.54	10.0	97.0	15.0	115.0
*					*	*			*					*			*			0.62	0.61	0.65	0.65	10.0	6.7	18.0	41.0
*			*				*		*					*			*			0.63	0.59	0.76	0.70	25.0	9.2	2.6	22.0
*			*					*	*					*			*			0.69	0.63	0.73	0.67	3.7	6.4	2.5	34.0
*			*			*				*				*			*			0.64	0.60	0.72	0.67	29.0	12.0	4.8	8.2
*			*			*					*			*			*			0.64	0.59	0.71	0.65	15.0	6.4	0.7	15.0
*			*			*						*		*			*			0.62	0.60	0.71	0.67	35.0	11.0	7.6	7.3
*			*			*							*	*			*			0.61	0.58	0.70	0.65	41.0	12.0	6.1	7.9
*			*			*			*						*		*			0.69	0.63	0.75	0.68	4.8	5.9	2.1	31.0
*			*			*			*							*	*			0.65	0.61	0.72	0.66	11.0	3.3	0.5	16.0
*			*			*			*					*				*			0.64		0.70		6.1		33.0
*			*			*			*					*					*		0.66		0.72		7.4		35.0

TABLE X: A summary of the basic options which served as input to the RDWIA calculations presented throughout the rest of this paper (unless otherwise indicated). This input is identical to that used for the calculations first presented in [102].

Input Parameter	Option
bound-state wave function	NLSH
Optical Model	EDAI-O
nucleon spinor distortion	fully relativistic
electron distortion	yes
current operator	CC2
nucleon form factors	GK
gauge	Coulomb

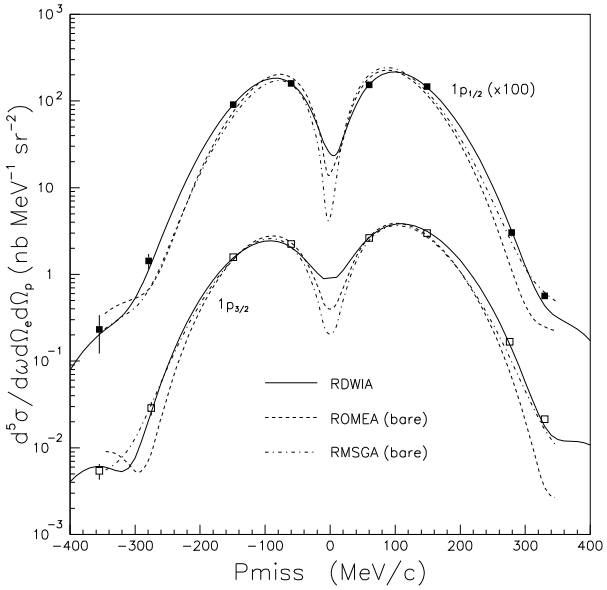

FIG. 13: Measured cross sections for the removal of protons from the $1p$-shell of ^{16}O as a function of $P_{\rm miss}$ as compared to relativistic calculations at $E_{\rm beam} = 2.442$ GeV. Error bars are statistical, and on average, there is an additional $\pm 5.6\%$ systematic uncertainty (see Table XII) associated with the data. The solid line is the RDWIA calculation, while the dashed and dashed-dotted lines are respectively the "bare" (no MEC nor IC) ROMEA and RMSGA calculations.

nucleon and ejectile spinors, as evidenced by the other three curves shown, in which the full RDWIA calculation has been "decomposed". It is important to note, however, that these three curves all retain the same basic ingredients, particularly the fully relativistic current operator and the upper components of the Dirac spinors. Of the three curves, the dotted line resulted from a calculation where only the bound-nucleon spinor distortion was included, the dashed line resulted from a calculation where only the scattered-state spinor distortion was included, and the dashed-dotted line resulted from a calculation where undistorted spinors (essentially identical to a factorized calculation) were considered. Clearly, the inclusion of the bound-nucleon spinor distortion is more important than the inclusion of the scattered-state spinor distortion, but both are necessary to describe the data.

Figure 17 shows the $P_{\rm miss}$-dependence of the left-right asymmetry A_{LT} for the $1p_{1/2}$-state for $E_{\rm beam} = 2.442$ GeV together with RDWIA calculations. Error bars are statistical (see Table XXV for the associated systematic uncertainties). The solid curves in all three panels are the same and are identical to those shown for the removal of protons from the $1p_{1/2}$-state of ^{16}O in Figures 15 and 16. In the top panel, the EDAI-O optical potential and NLSH bound-nucleon wave function were used for all the cal-

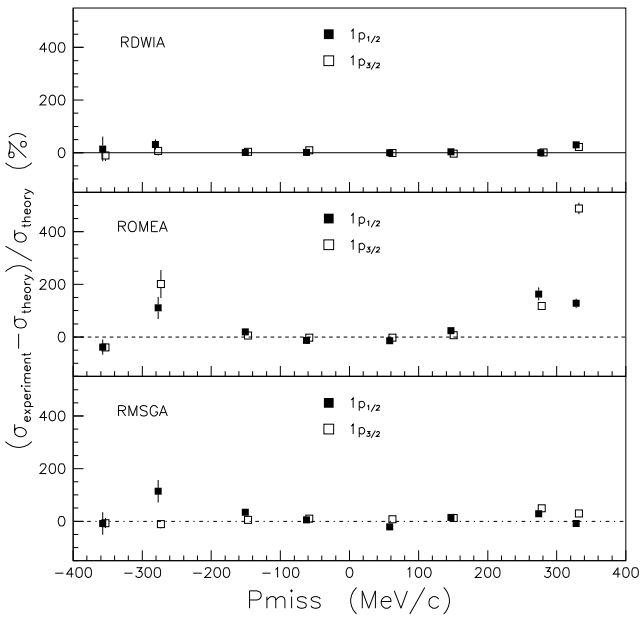

FIG. 14: Measured cross sections for the removal of protons from the $1p$-shell of ^{16}O as a function of $P_{\rm miss}$ as compared to relativistic calculations at $E_{\rm beam} = 2.442$ GeV. Error bars are statistical, and on average, there is an additional $\pm 5.6\%$ systematic uncertainty (see Table XII) associated with the data. The top panel is the RDWIA calculation, while the middle and bottom panels are respectively the "bare" (no MEC nor IC) ROMEA and RMSGA calculations.

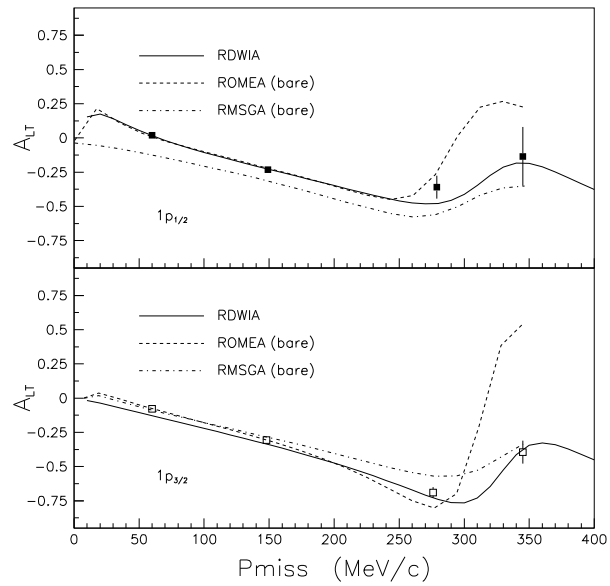

FIG. 15: Left-right asymmetry A_{LT} together with relativistic calculations of the A_{LT} asymmetry for the removal of protons from the $1p$-shell of ^{16}O as a function of $P_{\rm miss}$ for $E_{\rm beam} = 2.442$ GeV. Error bars are statistical (see Table XXV for the associated systematic uncertainties). The solid line is the RDWIA calculation, while the dashed and dashed-dotted lines are respectively the "bare" (no MEC nor IC) ROMEA and RMSGA calculations.

culations, but the choice of current operator was varied between CC1 (dashed), CC2 (solid), and CC3 (dashed-dotted), resulting in a change in both the height and the $P_{\rm miss}$-location of the ripple in A_{LT}. In the middle panel, the current operator CC2 and EDAI-O optical potential were used for all the calculations, but the choice of bound-nucleon wave function was varied between NLSH-P (dashed), NLSH (solid), and HS (dashed-dotted), resulting in a change in the $P_{\rm miss}$-location of the ripple, but a relatively constant height. In the bottom panel, the current operator CC2 and NLSH bound-nucleon wave function were used for all the calculations, but the choice of optical potential was varied between EDAD1 (dashed), EDAI-O (solid), and EDAD2 (dashed-dotted), resulting in a change in the height of the ripple, but a relatively constant $P_{\rm miss}$-location. More high-precision data, particularly for $150 < P_{\rm miss} < 400$ MeV/c are clearly needed to accurately determine the current operator, the bound-state wave function, the optical potential, and of course the normalization factors simultaneously. This experiment has recently been performed in Hall A at Jefferson Lab by Saha *et al.* [118], and the results are currently under analysis.

Figure 18 shows the R_{L+TT}, R_{LT}, and R_T effective response functions together with relativistic calculations for the removal of protons from the $1p$-shell of ^{16}O as a function of $P_{\rm miss}$. The effective response functions are theoretically determined by calculating cross sections at the experimental kinematics and then analyzing these calculated cross sections using the one-photon exchange framework of Equation (4). Error bars are statistical. Note that the data point located at $P_{\rm miss} \approx 52$ MeV/c comes from the parallel kinematics measurements [138] (see Table XXIII), while the other data points come from the perpendicular kinematics measurements (see Tables XXV and XXIV). The systematic uncertainties associated with these data points are also presented in the aforementioned Tables. The solid line is the RDWIA calculation, while the dashed and dashed-dotted lines are respectively the "bare" (no MEC nor IC) ROMEA and RMSGA calculations. Note that the EA calculations stop at $P_{\rm miss} = 350$ MeV/c as the approximation becomes invalid. The agreement, particularly between the RDWIA and ROMEA calculations and the data is very good. The spinor distortions in the RDWIA calculations which were required to predict the change in slope of A_{LT} at $P_{\rm miss} \approx 300$ MeV/c in Figure 16 are also essential to the description of R_{LT}. The agreement between the RMSGA calculations and the data, particularly for R_{LT}, is markedly poorer.

Qualitatively, it should be noted that none of the calculations presented so far include contributions from two-

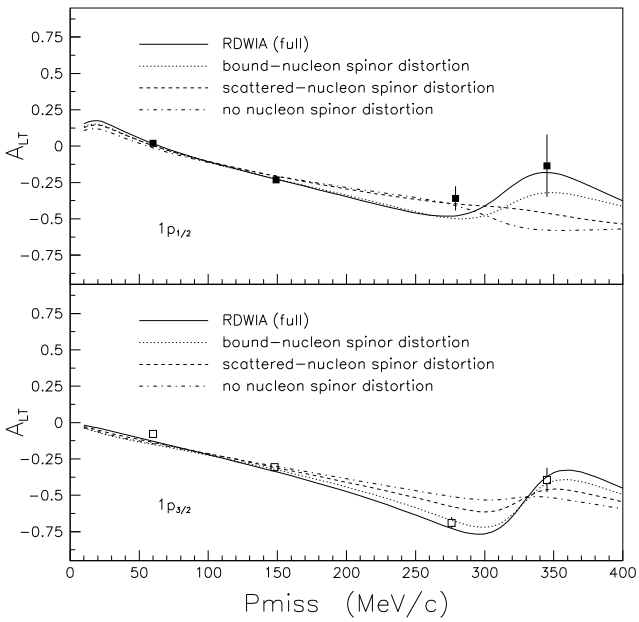

FIG. 16: Left-right asymmetry A_{LT} together with RDWIA calculations for the removal of protons from the $1p$-shell of ^{16}O as a function of $P_{\rm miss}$ for $E_{\rm beam} = 2.442$ GeV. Error bars are statistical (see Table XXV for the associated systematic uncertainties). Note that the solid curves shown in this figure are identical to those shown in Figure 15.

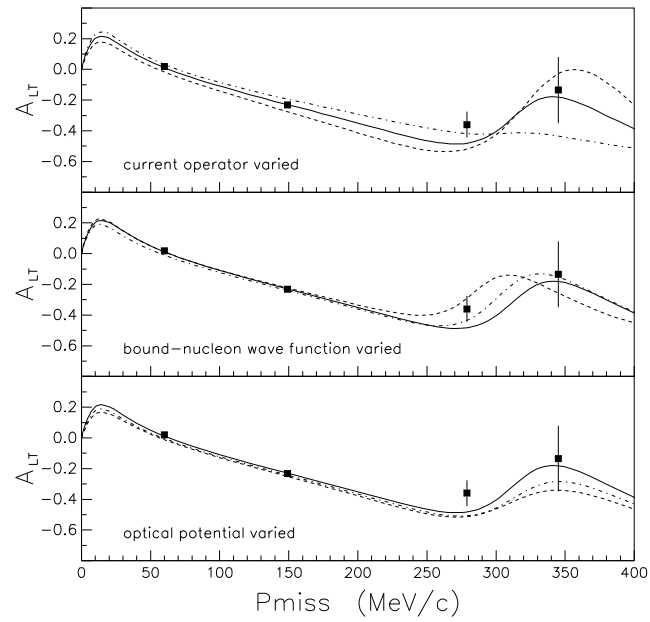

FIG. 17: Left-right asymmetry A_{LT} together with RDWIA calculations for the removal of protons from the $1p_{1/2}$-state of ^{16}O as a function of $P_{\rm miss}$ for $E_{\rm beam} = 2.442$ GeV. Error bars are statistical (see Table XXV for the associated systematic uncertainties). The solid curves in all three panels are the same and are identical to those shown for the removal of protons from the $1p_{1/2}$-state of ^{16}O in Figures 15 and 16.

body currents. The good agreement between the calculations and the data indicates that these currents are already small at $Q^2 = 0.8$ (GeV/c)^2. This observation is supported by independent calculations by Amaro *et al.* [119, 120] which estimate the importance of such currents (which are highly dependent on $P_{\rm miss}$) to be large at lower Q^2, but only 2% for the $1p_{1/2}$-state and 8% for the $1p_{3/2}$-state in these kinematics. It should also be noted that these RDWIA results are comparable with those obtained in independent RDWIA analyses of our data by the Pavia Group (see Meucci *et al.* [89]).

2. *Two-body current contributions*

In this section, two-body current contributions to the ROMEA and RMSGA calculations stemming from MEC and IC are presented. Said contributions to the transition matrix elements were determined within the non-relativistic framework outlined by Ryckebusch *et al.* in [121, 122].

Figure 19 shows measured cross sections for the removal of protons from the $1p$-shell of ^{16}O as a function of $P_{\rm miss}$ as compared to calculations by the Ghent Group which include MEC and IC at $E_{\rm beam} = 2.442$ GeV. Error bars are statistical, and on average, there is an additional $\pm 5.6\%$ systematic uncertainty (see Table XII) associated with the data. In the top panel, ROMEA calculations are shown. The dashed line is the "bare" (no MEC nor IC) calculation, the dashed-dotted line includes MEC, and the solid line includes both MEC and IC. In the bottom panel, RMSGA calculations are shown. The dashed line is the "bare" (no MEC nor IC) calculation, the dashed-dotted line includes MEC, and the solid line includes both MEC and IC. Note that the curves labelled "bare" are identical to those shown in Figure 13. The normalization factors are 0.60 and 0.70 for the $1p_{1/2}$-state and $1p_{3/2}$-state, respectively. The impact of the two-body currents on the computed differential cross sections for the knock-out of $1p$-shell from ^{16}O is no more than a few percent for low $P_{\rm miss}$, but gradually increases with increasing $P_{\rm miss}$. Surprisingly, explicit inclusion of the two-body current contributions to the transition matrix elements does not markedly improve the overall agreement between the calculations and the data.

Figure 20 shows the left-right asymmetry A_{LT} together with calculations by the Ghent Group for the removal of protons from the $1p$-shell of ^{16}O as a function of $P_{\rm miss}$ for $E_{\rm beam} = 2.442$ GeV. Error bars are statistical (see Table XXV for the associated systematic uncertainties). In the top two panels, ROMEA calculations are shown. The dashed line is the "bare" (no MEC nor IC) calculation, the dashed-dotted line includes MEC, and the solid line

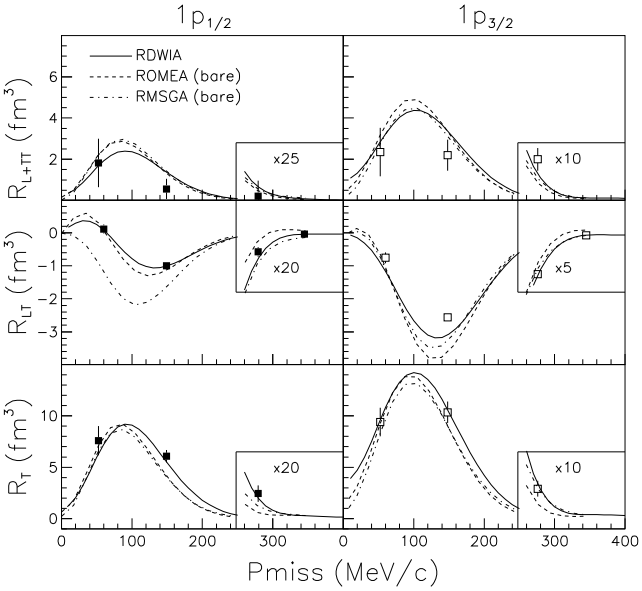

FIG. 18: Data from this work together with relativistic calculations for the R_{L+TT}, R_{LT}, and R_T response functions for the removal of protons from the $1p$-shell of ^{16}O as a function of $P_{\rm miss}$. Error bars are statistical (see Tables XXIV, XXV, and XXIII for the associated systematic uncertainties). The solid line is the RDWIA calculation, while the dashed and dashed-dotted lines are respectively the "bare" ROMEA and RMSGA calculations.

includes both MEC and IC. In the bottom panel, RMSGA calculations are shown. The dashed line is the "bare" (no MEC nor IC) calculation, the dashed-dotted line includes MEC, and the solid line includes both MEC and IC. Again, the calculations stop at $P_{\rm miss} = 350$ MeV/c as the EA becomes invalid. While all three calculations undergo a change in slope at $P_{\rm miss} = 300$ MeV/c, it is again clearly the "bare" calculations which best represent the data. Note that in general, the IC were observed to produce larger effects than the MEC.

Figures 21 and 22 show the R_{L+TT}, R_{LT}, and R_T response functions together with ROMEA and RMSGA calculations (respectively) by the Ghent Group for the removal of protons from the $1p$-shell of ^{16}O as a function of $P_{\rm miss}$. Error bars are statistical. The systematic uncertainties associated with these data points are presented in Tables XXIII, XXV, and XXIV. The dashed lines are the "bare" (no MEC nor IC) ROMEA and RMSGA calculations, while the solid lines include both MEC and IC. Again, the calculations stop at $P_{\rm miss} = 350$ MeV/c as the EA becomes invalid. In contrast to the cross section (recall Figure 19) and A_{LT} (recall Figure 20) situations, the agreement between the response-function data and the calculations improves dramatically with the explicit inclusion of the two-body current contributions to the transition matrix

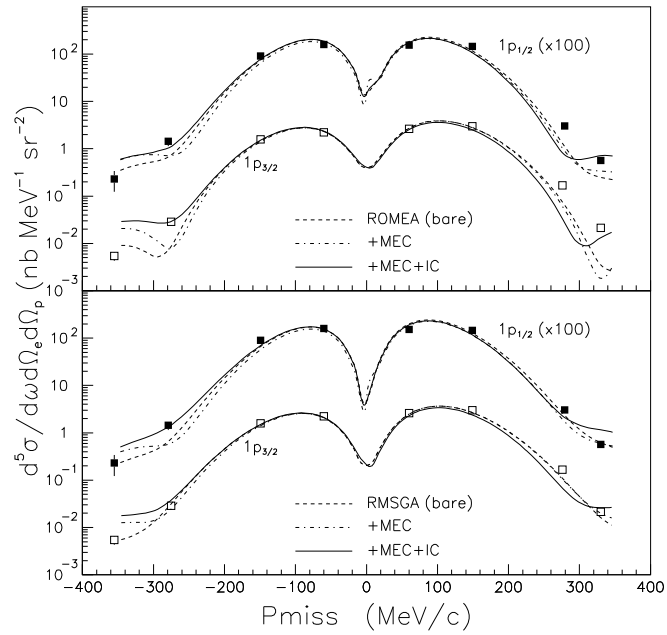

FIG. 19: Measured cross sections for the removal of protons from the $1p$-shell of ^{16}O as a function of $P_{\rm miss}$ together with calculations by the Ghent Group at $E_{\rm beam} = 2.442$ GeV. Error bars are statistical, and on average, there is an additional $\pm 5.6\%$ systematic uncertainty (see Table XII). The curves labelled "bare" are identical to those shown in Figure 13.

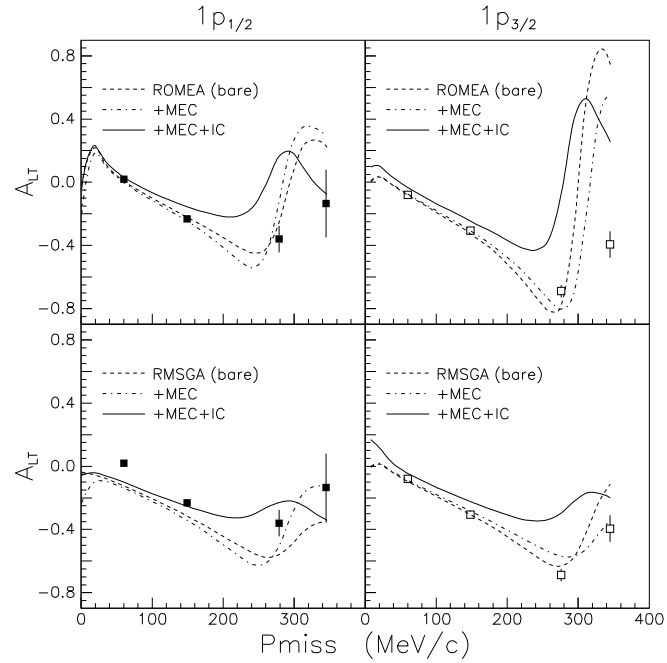

FIG. 20: Left-right asymmetry A_{LT} together with calculations by the Ghent Group of the A_{LT} asymmetry for the removal of protons from the $1p$-shell of ^{16}O as a function of $P_{\rm miss}$ for $E_{\rm beam} = 2.442$ GeV. Error bars are statistical (see Table XXV for the associated systematic uncertainties). The curves labelled "bare" are identical to those shown in Figure 15.

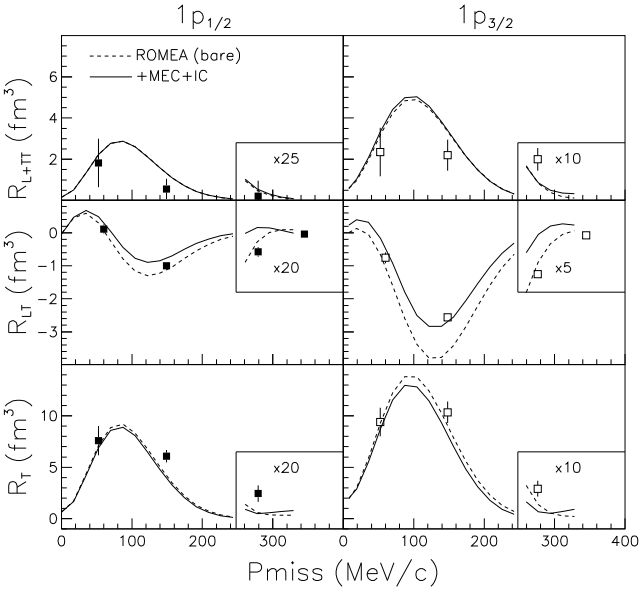

FIG. 21: Data from this work together with ROMEA calculations by the Ghent Group for the R_{L+TT}, R_{LT}, and R_T response functions for the removal of protons from the $1p$-shell of ^{16}O as a function of $P_{\rm miss}$. Error bars are statistical (see Tables XXIV, XXV, and XXIII for the associated systematic uncertainties). The curves labelled "bare" are identical to those shown in Figure 18.

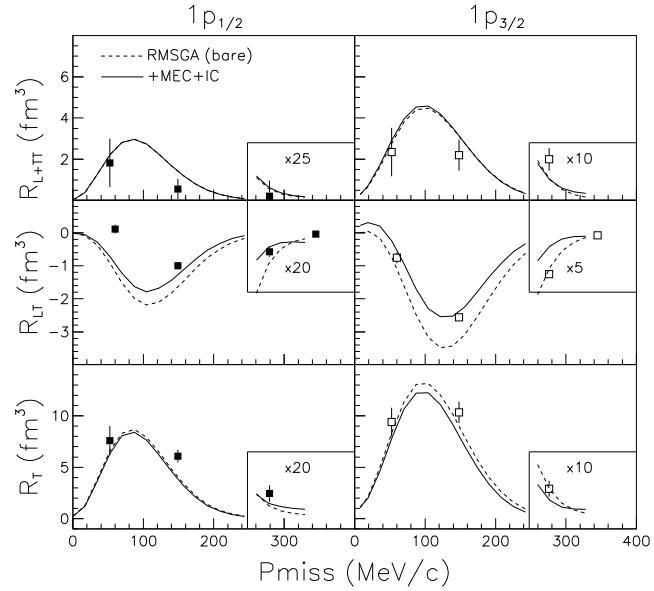

FIG. 22: Data from this work together with RMSGA calculations by the Ghent Group for the R_{L+TT}, R_{LT}, and R_T response functions for the removal of protons from the $1p$-shell of ^{16}O as a function of $P_{\rm miss}$. Error bars are statistical (see Tables XXIV, XXV, and XXIII for the associated systematic uncertainties). The curves labelled "bare" are identical to those shown in Figure 18.

elements.

B. Higher missing energies

Figure 23 presents averaged measured cross sections as a function of $E_{\rm miss}$ obtained at $E_{\rm beam} = 2.442$ GeV for four discrete HRS$_h$ angular settings ranging from 2.5° $< \theta_{pq} <$ 20°, corresponding to average values of $P_{\rm miss}$ increasing from 50 MeV/c to 340 MeV/c. The cross-section values shown are the averaged values of the cross sections measured on either side of $\boldsymbol{q}$ at each θ_{pq}. The strong peaks at $E_{\rm miss} = 12.1$ and 18.3 MeV correspond to $1p$-shell proton removal from ^{16}O. As in Section V A, the dashed curves corresponding to these peaks are the "bare" (no MEC nor IC) ROMEA calculations, while the solid lines include both MEC and IC. The normalization factors remain 0.70 and 0.60 for the $1p_{1/2}$- and $1p_{3/2}$-states, respectively. For $E_{\rm miss} > 20$ MeV, the spectra behave in a completely different fashion. appreciable strength exists which scales roughly with the $1p$-shell fragments and is not addressed by the present calculations of two-nucleon knockout. This strength has been studied in (γ, p) experiments, and has been interpreted by the Ghent Group [123] as the post-photoabsorption population of states with a predominant $2h1p$ character via two-body currents. For $E_{\rm miss} > 30$ MeV, in the top panel for $P_{\rm miss} \approx 50$ MeV/c, there is a broad and prominent peak centered at $E_{\rm miss} \approx 40$ MeV corresponding largely to the knockout of $1s_{1/2}$-state protons. As can be seen in the lower panels, the strength of this peak diminishes with increasing $P_{\rm miss}$, and completely vanishes beneath a flat background by $P_{\rm miss} \approx 280$ MeV/c. For $E_{\rm miss} > 60$ MeV and $P_{\rm miss} > 280$ MeV/c, the cross section decreases only very weakly as a function of $P_{\rm miss}$, and is completely independent of $E_{\rm miss}$. In order to estimate how much of the cross section observed for $E_{\rm miss} > 25$ MeV can be explained by the single-particle knockout of protons from the $1s_{1/2}$-state, the data were also compared to the ROMEA calculations of the Ghent Group. The dashed curves are the "bare" (no MEC nor IC) ROMEA calculations, while the solid lines include both MEC and IC. A normalization factor of 1.00 with respect to the single-particle strength for the $1s_{1/2}$-state was chosen. The two calculations are indistinguishable for $P_{\rm miss} < 145$ MeV/c. The agreement between calculations and the measured cross sections (see the top two panels of Figure 23) for $P_{\rm miss} \leq 145$ MeV/c (where there is an identifiable $1s_{1/2}$-state peak at $E_{\rm miss} \approx 40$ MeV) is reasonable. At higher $P_{\rm miss}$ (where there is no clear $1s_{1/2}$-state peak at $E_{\rm miss} \approx 40$ MeV) the data are substantially larger than the calculated "bare" cross section. Inclusion of MEC and

IC improve the agreement, but there is still roughly an order-of-magnitude discrepancy. The RDWIA calculations demonstrate similar behavior. Thus, the $P_{\rm miss} \geq 280$ MeV/c data is not dominated by single-particle knockout. Note that the magnitude of $(S_T - S_L)$ is consistent with that anticipated based on the measurements of Ulmer *et al.* at $Q^2 = 0.14$ (GeV/c)^2 and Dutta *et al.* at $Q^2 = 0.6$ and 1.8 (GeV/c)^2. Together, these data suggest that transverse processes associated with the knockout of more than one nucleon decrease with increasing Q^2. Also shown as dashed-dotted curves in Figure 23 are the calculations of the by Janssen *et al.* [124] for the $(e, e'pp)$ and $(e, e'pn)$ contributions to the $(e, e'p)$ cross section performed within a Hartree-Fock framework. These two-particle knockout cross sections were determined using the spectator approximation, in a calculation which included pion-exchange currents, the creation of an intermediate $\Delta(1232)$, and both central and tensor short-range correlations. In these kinematics, the two-body pion-exchange and $\Delta(1232)$ currents account for roughly 85% of the calculated two-particle knockout strength, short-range tensor correlations account for about 13%, and short-range central correlations account for approximately 2%. The calculated two-particle knockout cross sections are essentially transverse in nature, since the two-body currents are predominantly transverse. The calculated strength underestimates the measured cross section by about 50% but has the observed flat shape for $E_{\rm miss} > 50$ MeV. It is thus possible that heavier meson exchange and processes involving three (or more) nucleons could provide a complete description of the data.

The separated response functions R_{L+TT}, R_{LT}, and R_T together with ROMEA calculations for $P_{\rm miss} = 145$ MeV/c and $P_{\rm miss} = 280$ MeV/c are presented in Figure 24. Kinematic overlap restricted separations to $E_{\rm miss} < 60$ MeV. The error bars are statistical (see Tables XXVII and XXVIII for the associated systematic uncertainties). The dashed curves are the "bare" (no MEC nor IC) ROMEA calculations, while the solid curves include both MEC and IC. Also shown as dashed-dotted curves are the incoherent sum of these "full" calculations and the computed $(e, e'pp)$ and $(e, e'pn)$ contribution. In general, the response functions do not demonstrate the broad peak centered at $E_{\rm miss} \approx 40$ MeV corresponding to the knockout of $1s_{1/2}$-state protons and predicted by the calculations. At $P_{\rm miss} = 145$ MeV/c, the "bare" calculation is consistently about 60% of the data. Inclusion of MEC and IC does not appreciably affect the magnitude of R_{L+TT}, but does improve the agreement between data and calculation for R_{LT} and R_T. R_{L+TT} (which is essentially equal to R_L since $\frac{v_{TT}}{v_L} R_{TT}$ is roughly 7% of R_L in these kinematics) is about 50% of the data. The agreeement between the calculation and the data for R_{LT} is very good over the entire $E_{\rm miss}$ range. Since R_{LT} is nonzero for $E_{\rm miss} > 50$ MeV, R_L must also be nonzero. R_T is somewhat larger than the calculation for $E_{\rm miss} < 60$ MeV. At $P_{\rm miss} = 280$ MeV/c, the "bare" calculation does not reproduce the $E_{\rm miss}$-dependence of any of the response functions. The inclusion of MEC and IC in the calculation substantially increases the magnitude of all three calculated response functions, and thus improves the agreement between data and calculation. R_{L+TT} (dominated by R_L [82]) is consistent with both the calculation and with zero. R_{LT} is about twice the magnitude of the calculation. Since R_{LT} is nonzero over the entire $E_{\rm miss}$ range, R_L must also be nonzero. R_T is significantly larger than both the calculation and zero out to at least $E_{\rm miss} = 60$ MeV. The fact that R_T is much larger than R_L indicates the cross section is largely due to transverse two-body currents. And finally, it is clear that $(e, e'pX)$ accounts for a fraction of the measured transverse strength which increases dramatically with increasing $P_{\rm miss}$.

Figure 25 shows the calculations by the Ghent Group [100] of the contribution to the differential ^{16}O$(e, e'p)$ cross section from two-nucleon knockout as a function of $E_{\rm miss}$ and θ_p for $E_{\rm beam} = 2.442$ GeV. The upper-left panel shows the contribution of central correlations. The upper-right panel shows the combined contribution of central and tensor correlations. Tensor correlations are anticipated to dominate central correlations over the ranges of $E_{\rm miss}$ and $P_{\rm miss}$ investigated in this work. The lower-left panel shows the combined contribution of central and tensor correlations (two-nucleon correlations) together with MEC and IC (two-body currents). Two-body currents are anticipated to dominate two-nucleon correlations over the ranges of $E_{\rm miss}$ and $P_{\rm miss}$ investigated in this work. For convenience, the variation of $P_{\rm miss}$ with $E_{\rm miss}$ and θ_p is shown in the bottom-right panel.

VI. SUMMARY AND CONCLUSIONS

The ^{16}O$(e, e'p)$ reaction in QE, constant (q, ω) kinematics at $Q^2 \approx 0.8$ (GeV/c)^2, $q \approx 1$ GeV/c, and $\omega \approx 439$ MeV was measured for $0 < E_{\rm miss} < 120$ MeV and $0 < P_{\rm miss} < 350$ MeV/c. Five-fold differential cross sections for the removal of protons from the $1p$-shell were obtained for $0 < P_{\rm miss} < 350$ MeV/c. Six-fold differential cross sections for $0 < E_{\rm miss} < 120$ MeV were obtained for $0 < P_{\rm miss} < 350$ MeV/c. These results were used to extract the A_{LT} asymmetry and the R_L, R_T, R_{L+TT}, and R_{LT} response functions over a large range of $E_{\rm miss}$ and $P_{\rm miss}$.

The data were interpreted in subsets corresponding to the $1p$-shell and the $1s_{1/2}$-state and continuum, respectively. $1p$-shell data were interpreted within three fully relativistic frameworks for single-particle knockout which do not include any two-body currents: RDWIA, ROMEA, and RMSGA. Two-body current contributions to the ROMEA and RMSGA calculations for the $1p$-shell stemming from MEC and IC were then also considered. The $1s_{1/2}$-state and continuum data were considered within the identical ROMEA framework before two-body current contributions due MEC and IC were included. $(e, e'pX)$ contributions to these data were also examined.

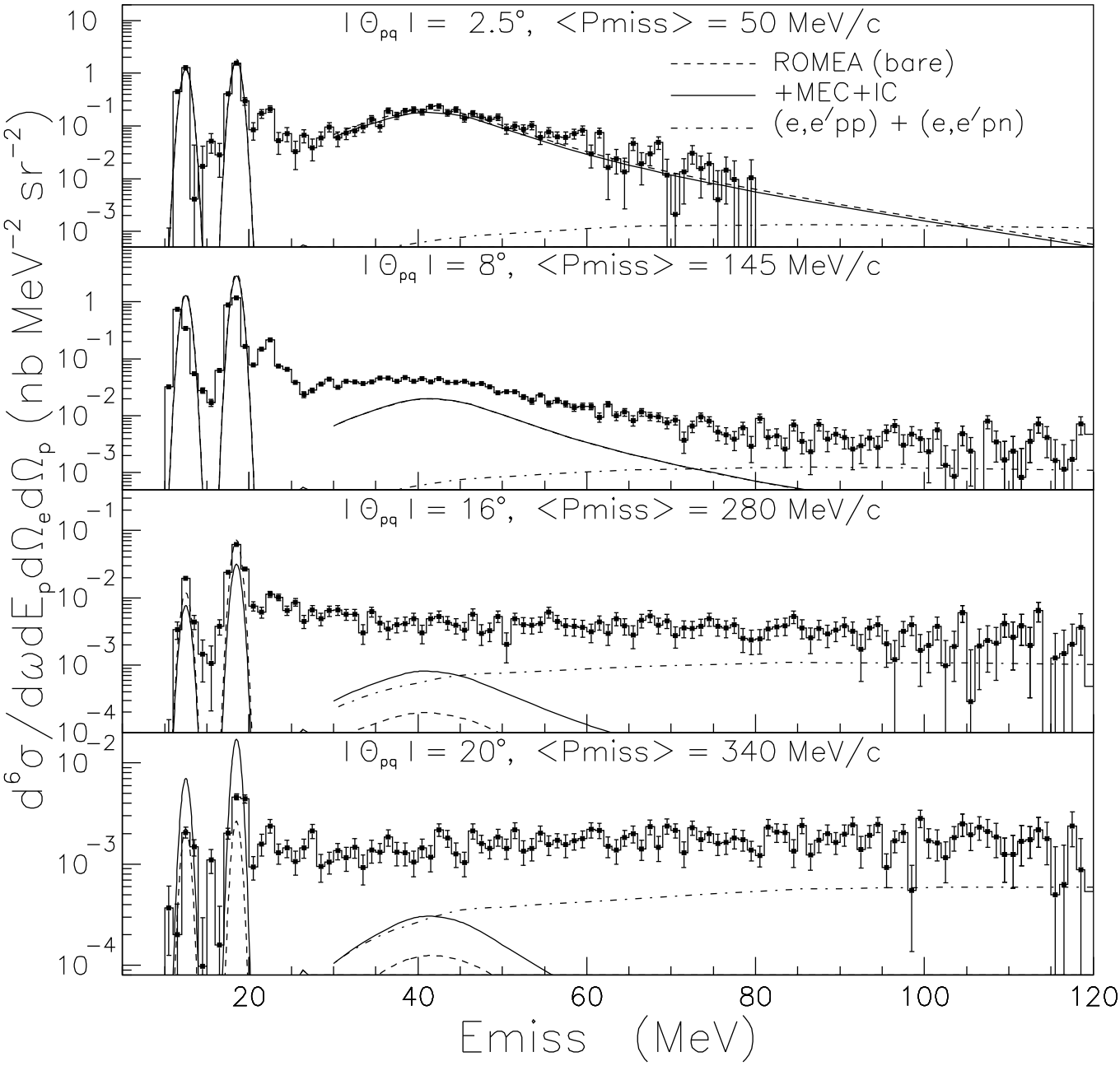

FIG. 23: Data from this work together with ROMEA calculations by the Ghent Group for the $E_{\rm miss}$-dependence of the cross sections obtained at $E_{\rm beam} = 2.442$ GeV. The data are the average cross sections measured on either side of $\boldsymbol{q}$ at each θ_{pq}. Error bars are statistical and on average, there is an additional $\pm 5.9\%$ systematic uncertainty (see Tables XVIII – XXII) associated with the data. Also shown are calculations by the Ghent Group for the $(e, e'pp)$ and $(e, e'pn)$ contributions to the $(e, e'p)$ cross section.

Overall, the RDWIA calculations provided by far the best description of the $1p$-shell data. Dynamic effects due to the inclusion of the lower components of the Dirac spinors in RDWIA calculations were necessary to self-consistently reproduce the $1p$-shell cross sections, the A_{LT} asymmetry, and the R_{LT} response function over the entire measured range of $P_{\rm miss}$. Within the RDWIA framework, the four most important ingredients were the inclusion of both bound-nucleon and ejectile spinor distortion, the choice of current operator, the choice of bound-nucleon wave function, and the choice of optical potential. Inclusion of the spinor distortion resulted in a diffractive "wiggle" in A_{LT} at $P_{\rm miss} = 325$ MeV/c which agreed nicely with the data. A different choice of current operator either damped out or magnified this "wiggle". A different choice of bound-nucleon wave function changed the $P_{\rm miss}$-location of the "wiggle", but preserved the magnitude. A different choice of optical potential changed

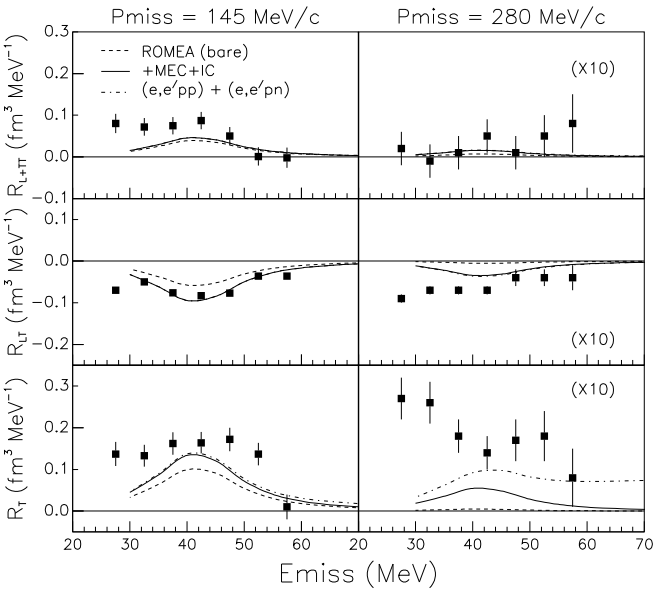

FIG. 24: Data from this work together with ROMEA calculations by the Ghent Group for the $E_{\rm miss}$-dependence of the R_{L+TT}, R_{LT}, and R_T response functions. Error bars are statistical (see Tables XXVII, XXVIII, and XXVI for the associated systematic uncertainties). Also shown is the $(e, e'pX)$ contribution.

the magnitude of the "wiggle" but preserved the $P_{\rm miss}$-location.

As anticipated, since $p_p \approx 1$ GeV/c, the ROMEA calculations provided a reasonable description of the $1p$-shell data. For this energy range, optical models generally provide an overall better description of proton elastic scattering than does the Glauber model. This is in part due to important medium modifications of the NN interaction from Pauli blocking and spinor distortion. Surprisingly, the unfactorized "out-of-the-box" RMSGA calculations provided a fairly good description of the $1p$-shell data already at this relatively low proton momentum. Adding the contributions of two-body currents due to MEC and IC to the descriptions of the $1p$-shell data provided by the "bare" ROMEA and RMSGA calculations did not improve the agreement.

For $25 < E_{\rm miss} < 50$ MeV and $P_{\rm miss} < 145$ MeV/c, the reaction was dominated by the knockout of $1s_{1/2}$-state protons and the cross sections and response functions were reasonably well-described by "bare" ROMEA calculations which did not consider the contributions of two-body currents due to MEC and IC. However, as $P_{\rm miss}$ increased beyond 145 MeV/c, the single-particle aspect of the reaction diminished. Cross sections and response functions were no longer "peaked" at $E_{\rm miss} = 40$ MeV, nor did they exhibit the Lorenzian s-shell shape. Already at $P_{\rm miss} = 280$ MeV/c, the same "bare" ROMEA calculations that did well describing the data for $P_{\rm miss} < 145$ MeV/c underestimated the cross section data by more than a decade. Including the contributions of two-body currents due to MEC and IC improved the agreement for $E_{\rm miss} < 50$ MeV, but the calculations still dramatically underpredict the data.

For $25 < E_{\rm miss} < 120$ MeV and $P_{\rm miss} \geq 280$ MeV/c, the cross section was almost constant as a function of both $P_{\rm miss}$ and $E_{\rm miss}$. Here, the single-particle aspect of the $1s_{1/2}$-state contributed $< 10\%$ to the cross section. Two-nucleon $(e, e'pX)$ calculations accounted for only about 50% of the magnitude of the cross section data, but reproduced the shape well. Also, they predicted the magnitude of R_T for $E_{\rm miss} > 60$ MeV. The model, which explained the shape, transverse nature, and 50% of the measured cross section, suggested that the contributions of the two-nucleon current due to MEC and IC are much larger than those of the two-nucleon correlations. The measured cross section that remains unaccounted for suggests additional currents and processes play an equally important role.

Acknowledgments

We acknowledge the outstanding support of the staff of the Accelerator and Physics Divisions at Jefferson Laboratory that made this experiment successful. We thank T. W. Donnelly and J. W. Van Orden for valuable discussions. This work was supported in part by the U. S. Department of Energy contract DE-AC05-84ER40150 under which the Southeastern Universities Research Association (SURA) operates the Thomas Jefferson National Accelerator Facility, other Department of Energy contracts, the National Science Foundation, the Swedish Research Council, the Italian Istituto Nazionale di Fisica Nucleare (INFN), the French Atomic Energy Commission and National Center of Scientific Research, and the Natural Sciences and Engineering Research Council of Canada.

APPENDIX A: QUASIELASTIC RESULTS

1. Cross sections

a. 1p-shell

Cross sections for QE proton knockout from the $1p$-shell of ^{16}O are presented in Tables XI and XII.

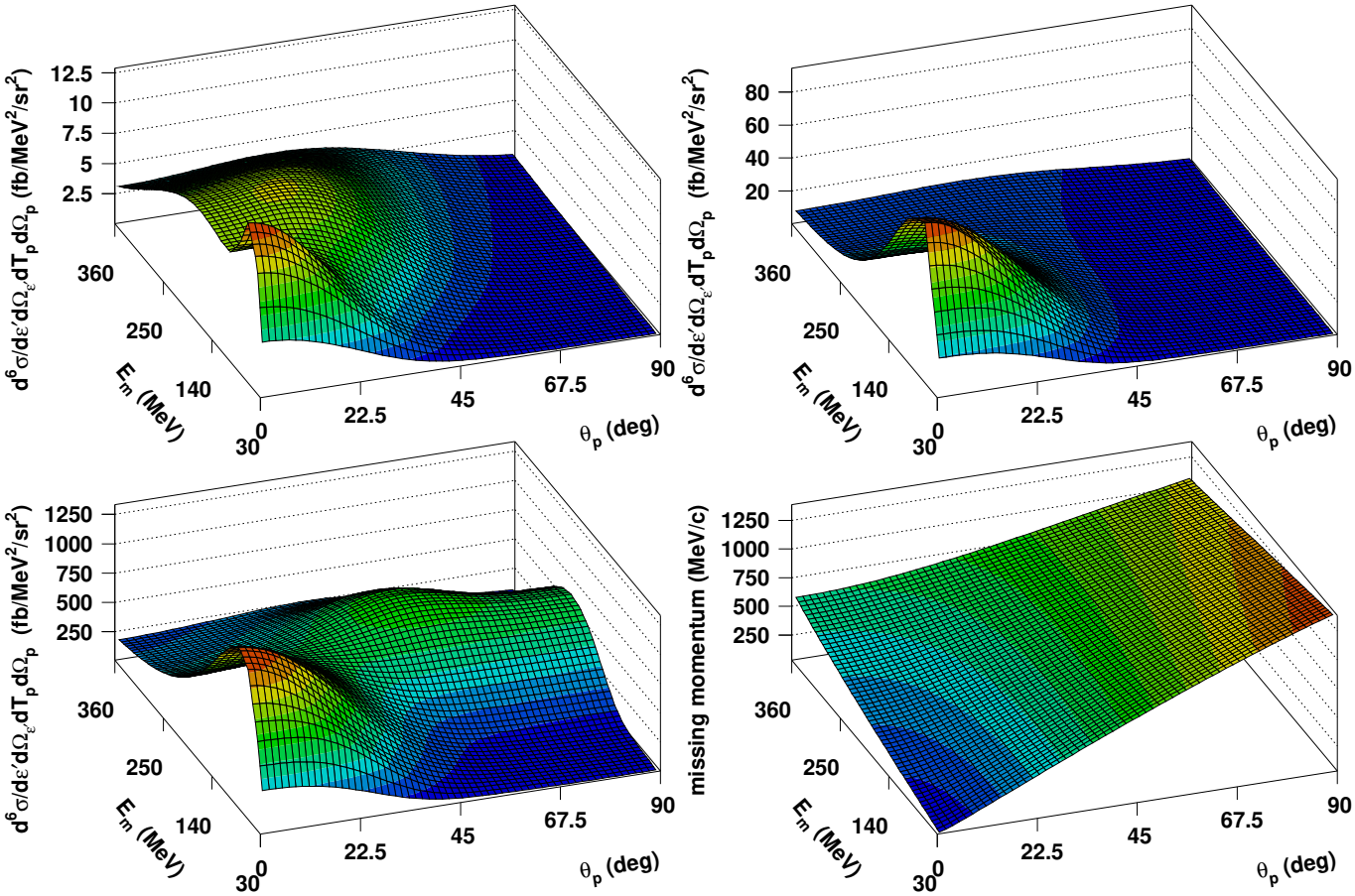

FIG. 25: Calculations by the Ghent Group of the contribution to the differential ^{16}O$(e,e'p)$ cross section from two-nucleon knockout as a function of $E_{\rm miss}$ and θ_p for $E_{\rm beam}$ = 2.442 GeV. The upper-left panel shows the contribution of central correlations. The upper-right panel shows the combined contribution of central and tensor correlations. The lower-left panel shows the combined contribution of central and tensor correlations (two-nucleon correlations) together with MEC and IC (two-body currents). The relationship between the various kinematic quantities is shown in the bottom-right panel.

TABLE XI: Measured cross sections for QE proton knockout from the $1p$-shell of ^{16}O for $< T_p > = 427$ MeV. The $P_{\rm miss}$ bins were 20 MeV/c wide. Cuts were applied to remove the radiative tail from ^{1}H(e,ep) such that $< P_{\rm miss} > = 52.5$ MeV/c in each case. While the HRS$_h$ was aligned along $\boldsymbol{q}$, this data set does not truly correspond to parallel kinematics because of these cuts. Since $\boldsymbol{p}_p$ and $\boldsymbol{q}$ had about the same magnitude, $\boldsymbol{P}_{\rm miss}$ arose from the slight angles between them, not from differences in their magnitudes. However, since the distribution of $\boldsymbol{P}_{\rm miss}$ was symmetrical about $\boldsymbol{q}$, the conditions of parallel kinematics are closely approximated.

		$1p_{1/2}$-state				$1p_{3/2}$-state			
$E_{\rm beam}$ (GeV)	θ_{pq} (°)	$< Q^2 >$ (GeV/c)^2	$< \omega >$ (MeV)	$d^5\sigma/d\omega d\Omega_e d\Omega_p$ (nb/MeV·sr^2)	$\delta^{\rm sys}$ (%)	$< Q^2 >$ (GeV/c)^2	$< \omega >$ (MeV)	$d^5\sigma/d\omega d\Omega_e d\Omega_p$ (nb/MeV·sr^2)	$\delta^{\rm sys}$ (%)
0.843	0.0	0.810	436.0	0.0922 ± 0.0118	5.4	0.810	436.0	0.1143 ± 0.0115	5.4
1.643	0.0	0.820	421.5	0.5827 ± 0.0486	5.5	0.820	421.5	0.7418 ± 0.0514	5.4
2.442	0.0	0.815	423.0	1.5030 ± 0.1380	5.5	0.815	423.0	1.8540 ± 0.1500	5.5

TABLE XII: Measured cross sections for QE proton knockout from the $1p$-shell of ^{16}O for $< Q^2 > = 0.800$ (GeV/c)^2, $< \omega > = 436$ MeV, and $< T_p > = 427$ MeV. The $P_{\rm miss}$ bins were 20 MeV/c wide.

		$1p_{1/2}$-state			$1p_{3/2}$-state		
$E_{\rm beam}$ (GeV)	θ_{pq} (°)	$< P_{\rm miss} >$ (MeV/c)	$d^5\sigma/d\omega d\Omega_e d\Omega_p$ (nb/MeV·sr^2)	$\delta^{\rm sys}$ (%)	$< P_{\rm miss} >$ (MeV/c)	$d^5\sigma/d\omega d\Omega_e d\Omega_p$ (nb/MeV·sr^2)	$\delta^{\rm sys}$ (%)
0.843	8.0	150.0	0.0789 ± 0.0057	5.6	150.0	0.1467 ± 0.0076	5.5
	16.0	275.0	0.0011 ± 0.0003	6.1	275.0	0.0058 ± 0.0006	7.2
1.643	-8.0	-148.0	0.2950 ± 0.0320	5.5	-146.0	0.5160 ± 0.0370	5.5
	8.0	148.0	0.5250 ± 0.0310	5.5	146.0	1.0390 ± 0.0360	5.4

2.442	-20.0	-355.0	0.0023 ± 0.0011	5.5	-355.0	0.0054 ± 0.0011	5.4
	-16.0	-279.0	0.0143 ± 0.0029	5.7	-275.0	0.0288 ± 0.0051	6.1
	-8.0	-149.0	0.9060 ± 0.0260	5.5	-149.0	1.5740 ± 0.0374	5.5
	-2.5	-60.0	1.5981 ± 0.0456	5.4	-60.0	2.2360 ± 0.0540	5.5
	2.5	60.0	1.5380 ± 0.0513	5.4	60.0	2.6210 ± 0.0650	5.5
	8.0	149.0	1.4605 ± 0.0261	5.5	149.0	2.9950 ± 0.0374	5.5
	16.0	279.0	0.0303 ± 0.0029	5.7	276.0	0.1672 ± 0.0051	6.2
	20.0	330.0	0.0057 ± 0.0005	5.6	330.0	0.0214 ± 0.0008	5.5

b. Higher missing energies

Cross sections for QE proton knockout from ^{16}O for $E_{\rm miss} > 20$ MeV are presented in Tables XIII − XXII.

TABLE XIII: Measured cross sections for QE proton knockout from ^{16}O for $E_{\rm beam} = 0.843$ GeV, $\theta_{pq} = 0.0^\circ$, and $E_{\rm miss} > 25$ MeV. The $P_{\rm miss}$ bins were 5 MeV/c wide. Cuts were applied to remove the radiative tail from ^{1}H(e, ep). While the HRS$_h$ was aligned along $\boldsymbol{q}$, this data set does not truly correspond to parallel kinematics because of these cuts. Since $\boldsymbol{p}_p$ and $\boldsymbol{q}$ had about the same magnitude, $\boldsymbol{P}_{\rm miss}$ arose from the slight angles between them, not from differences in their magnitudes. However, since the distribution of $\boldsymbol{P}_{\rm miss}$ was symmetrical about $\boldsymbol{q}$, the conditions of parallel kinematics are closely approximated. There is a 5.8% systematic uncertainty associated with these results.

$E_{\rm miss}$ (MeV)	$<\omega>$ (MeV)	$<Q^2>$ (GeV/c)^2	$<P_{\rm miss}>$ (MeV/c)	$d^6\sigma/d\omega dE_p d\Omega_e d\Omega_p$ (nb/MeV^2/sr^2)
27.5	445.2	0.796	38.7	0.0024 ± 0.0005
32.5	445.2	0.795	41.8	0.0085 ± 0.0008
37.5	445.8	0.794	45.0	0.0097 ± 0.0008
42.5	446.3	0.793	48.5	0.0113 ± 0.0009
47.5	447.7	0.790	51.3	0.0106 ± 0.0010
52.5	449.7	0.786	53.2	0.0065 ± 0.0010
57.5	451.7	0.782	55.5	0.0062 ± 0.0013

TABLE XIV: Measured cross sections for QE proton knockout from ^{16}O for $E_{\rm beam} = 0.843$ GeV, $\theta_{pq} = 8.0^\circ$, and $E_{\rm miss} > 25$ MeV. The $P_{\rm miss}$ bins were 5 MeV/c wide. There is a 6.0% systematic uncertainty associated with these results.

$E_{\rm miss}$ (MeV)	$<\omega>$ (MeV)	$<Q^2>$ (GeV/c)^2	$<P_{\rm miss}>$ (MeV/c)	$d^6\sigma/d\omega dE_p d\Omega_e d\Omega_p$ (nb/MeV^2/sr^2)
25.5	444.9	0.796	143.3	0.0048 ± 0.0013
26.5	444.6	0.796	143.5	0.0019 ± 0.0010
27.5	445.2	0.795	143.8	0.0008 ± 0.0009
28.5	444.8	0.796	143.5	0.0041 ± 0.0011
29.5	444.6	0.796	143.9	0.0024 ± 0.0010
30.5	444.7	0.796	143.9	0.0022 ± 0.0009
31.5	444.9	0.796	144.2	0.0022 ± 0.0009
32.5	444.8	0.796	144.0	0.0041 ± 0.0010
33.5	445.0	0.795	144.6	0.0023 ± 0.0009
34.5	445.0	0.795	144.5	0.0013 ± 0.0008
35.5	444.9	0.796	144.7	0.0031 ± 0.0009
36.5	445.0	0.796	145.0	0.0018 ± 0.0008
37.5	445.1	0.796	145.1	0.0042 ± 0.0010
38.5	444.9	0.796	145.9	0.0013 ± 0.0008
39.5	444.9	0.796	145.6	0.0038 ± 0.0010
40.5	445.0	0.796	146.2	0.0027 ± 0.0009
41.5	444.9	0.796	146.2	0.0030 ± 0.0008
42.5	445.1	0.795	146.4	0.0029 ± 0.0009
43.5	445.1	0.795	147.3	0.0016 ± 0.0008
44.5	444.6	0.796	147.1	0.0020 ± 0.0008
45.5	445.4	0.795	147.6	0.0023 ± 0.0008
46.5	446.1	0.793	147.8	0.0028 ± 0.0009
47.5	446.5	0.793	148.0	0.0040 ± 0.0010
48.5	447.1	0.791	148.4	0.0016 ± 0.0009
49.5	447.5	0.790	148.5	0.0033 ± 0.0010
50.5	448.0	0.789	149.3	0.0029 ± 0.0010
51.5	448.5	0.789	149.5	0.0015 ± 0.0009
52.5	449.0	0.787	149.8	0.0013 ± 0.0007
53.5	449.4	0.786	150.0	0.0024 ± 0.0007
54.5	450.0	0.785	151.1	0.0022 ± 0.0009
55.5	450.5	0.784	151.2	0.0008 ± 0.0008
56.5	451.1	0.783	151.7	0.0019 ± 0.0010
57.5	451.6	0.782	151.7	0.0010 ± 0.0010
58.5	452.0	0.782	152.7	0.0007 ± 0.0009
59.5	452.5	0.781	152.6	0.0016 ± 0.0011

TABLE XV: Measured cross sections for QE proton knockout from ^{16}O for $E_{\rm beam}$ = 0.843 GeV, $\theta_{pq} = 16.0^\circ$, and $E_{\rm miss} > 25$ MeV. The $P_{\rm miss}$ bins were 5 MeV/c wide. There is a 5.9% systematic uncertainty associated with these results.

$E_{\rm miss}$ (MeV)	$<\omega>$ (MeV)	$<Q^2>$ (GeV/c)^2	$<P_{\rm miss}>$ (MeV/c)	$d^6\sigma/d\omega dE_p d\Omega_e d\Omega_p$ (nb/MeV^2/sr^2)
27.5	446.0	0.795	281.6	0.0004 ± 0.0001
32.5	446.0	0.795	281.3	0.0003 ± 0.0001
37.5	445.9	0.795	281.2	0.0003 ± 0.0001
42.5	446.1	0.795	281.0	0.0002 ± 0.0001
47.5	448.1	0.790	281.8	0.0002 ± 0.0001
52.5	450.5	0.786	282.6	0.0003 ± 0.0001
57.5	452.8	0.781	283.6	0.0002 ± 0.0001

TABLE XVI: Measured cross sections for QE proton knockout from ^{16}O for $E_{\rm beam}$ = 1.643 GeV, $\theta_{pq} = 0.0^\circ$, and $E_{\rm miss} > 25$ MeV. The $P_{\rm miss}$ bins were 5 MeV/c wide. Cuts were applied to remove the radiative tail from ^{1}H(e,ep). While the HRS$_h$ was aligned along $\boldsymbol{q}$, this data set does not truly correspond to parallel kinematics because of these cuts. Since $\boldsymbol{p}_p$ and $\boldsymbol{q}$ had about the same magnitude, $\boldsymbol{P}_{\rm miss}$ arose from the slight angles between them, not from differences in their magnitudes. However, since the distribution of $\boldsymbol{P}_{\rm miss}$ was symmetrical about $\boldsymbol{q}$, the conditions of parallel kinematics are closely approximated. There is a 5.8% systematic uncertainty associated with these results.

$E_{\rm miss}$ (MeV)	$<\omega>$ (MeV)	$<Q^2>$ (GeV/c)^2	$<P_{\rm miss}>$ (MeV/c)	$d^6\sigma/d\omega dE_p d\Omega_e d\Omega_p$ (nb/MeV^2/sr^2)
27.5	450.0	0.795	62.5	0.0195 ± 0.0013
32.5	450.0	0.795	62.5	0.0293 ± 0.0012
37.5	450.0	0.795	62.5	0.0483 ± 0.0013
42.5	450.0	0.795	62.5	0.0534 ± 0.0014
47.5	450.0	0.795	62.5	0.0445 ± 0.0014
52.5	450.0	0.795	65.0	0.0263 ± 0.0015
57.5	450.0	0.795	67.5	0.0132 ± 0.0021

TABLE XVII: Measured cross sections for QE proton knockout from ^{16}O for $E_{\rm beam}$ = 1.643 GeV, $|\theta_{pq}| = 8.0^\circ$, and $E_{\rm miss} > 25$ MeV. The $P_{\rm miss}$ bins were 5 MeV/c wide. There is a 6.0% systematic uncertainty associated with these results.

			$\theta_{pq} = +8.0^\circ$		$\theta_{pq} = -8.0^\circ$	
$E_{\rm miss}$ (MeV)	$<\omega>$ (MeV)	$<Q^2>$ (GeV/c)^2	$<P_{\rm miss}>$ (MeV/c)	$d^6\sigma/d\omega dE_p d\Omega_e d\Omega_p$ (nb/MeV^2/sr^2)	$<P_{\rm miss}>$ (MeV/c)	$d^6\sigma/d\omega dE_p d\Omega_e d\Omega_p$ (nb/MeV^2/sr^2)
25.5	436.2	0.804	141.8	0.0361 ± 0.0036	153.2	0.0163 ± 0.0020
26.5	438.0	0.802	142.7	0.0231 ± 0.0031	152.2	0.0130 ± 0.0018
27.5	439.0	0.802	144.1	0.0193 ± 0.0029	151.7	0.0079 ± 0.0016
28.5	439.5	0.802	144.9	0.0138 ± 0.0026	150.5	0.0060 ± 0.0015
29.5	441.2	0.800	146.6	0.0167 ± 0.0026	149.7	0.0117 ± 0.0016
30.5	441.7	0.800	146.8	0.0209 ± 0.0027	148.8	0.0132 ± 0.0016
31.5	442.4	0.801	147.5	0.0157 ± 0.0025	147.4	0.0101 ± 0.0015
32.5	443.6	0.799	148.8	0.0201 ± 0.0026	147.2	0.0075 ± 0.0014
33.5	445.1	0.798	149.9	0.0185 ± 0.0026	146.1	0.0098 ± 0.0014
34.5	445.8	0.796	151.3	0.0171 ± 0.0025	144.6	0.0138 ± 0.0015
35.5	446.9	0.796	151.1	0.0178 ± 0.0025	144.3	0.0109 ± 0.0015
36.5	447.5	0.796	151.9	0.0226 ± 0.0026	144.0	0.0135 ± 0.0015
37.5	448.9	0.795	153.8	0.0218 ± 0.0025	142.7	0.0128 ± 0.0015
38.5	450.0	0.796	154.5	0.0245 ± 0.0027	141.7	0.0139 ± 0.0016
39.5	450.6	0.795	155.1	0.0214 ± 0.0026	140.9	0.0151 ± 0.0016
40.5	451.5	0.795	156.0	0.0242 ± 0.0027	141.1	0.0128 ± 0.0015
41.5	452.0	0.793	156.6	0.0264 ± 0.0027	139.6	0.0144 ± 0.0016
42.5	453.7	0.792	158.1	0.0171 ± 0.0025	137.9	0.0173 ± 0.0017
43.5	454.9	0.791	159.3	0.0175 ± 0.0024	137.9	0.0144 ± 0.0016
44.5	456.3	0.791	160.9	0.0202 ± 0.0025	136.6	0.0142 ± 0.0016
45.5	456.6	0.791	160.4	0.0203 ± 0.0025	135.5	0.0166 ± 0.0016
46.5	457.4	0.789	161.3	0.0136 ± 0.0022	136.3	0.0149 ± 0.0016
47.5	459.0	0.788	162.5	0.0146 ± 0.0022	134.5	0.0162 ± 0.0016
48.5	459.9	0.788	163.7	0.0170 ± 0.0023	133.7	0.0127 ± 0.0015
49.5	461.1	0.787	164.6	0.0144 ± 0.0022	132.8	0.0125 ± 0.0015
50.5	462.3	0.787	165.6	0.0157 ± 0.0023	132.5	0.0138 ± 0.0016
51.5	462.8	0.786	166.4	0.0142 ± 0.0021	131.9	0.0110 ± 0.0015
52.5	464.5	0.785	168.0	0.0079 ± 0.0019	130.2	0.0130 ± 0.0015
53.5	464.6	0.785	168.4	0.0078 ± 0.0019	130.8	0.0093 ± 0.0014
54.5	465.5	0.784	169.3	0.0073 ± 0.0018	130.1	0.0112 ± 0.0014
55.5	466.4	0.785	170.1	0.0096 ± 0.0019	129.7	0.0109 ± 0.0015
56.5	467.0	0.784	170.5	0.0094 ± 0.0019	128.3	0.0069 ± 0.0013
57.5	467.3	0.783	171.1	0.0066 ± 0.0018	128.4	0.0078 ± 0.0013
58.5	468.2	0.783	171.0	0.0062 ± 0.0018	129.5	0.0070 ± 0.0013
59.5	468.3	0.782	171.8	0.0041 ± 0.0016	127.2	0.0097 ± 0.0014
60.5	469.2	0.782	173.1	0.0100 ± 0.0019	127.8	0.0070 ± 0.0013

61.5	469.3	0.782	172.9	0.0060 ± 0.0018	127.1	0.0036 ± 0.0012
62.5	470.6	0.782	173.9	0.0051 ± 0.0018	127.3	0.0085 ± 0.0014
63.5	469.9	0.782	173.6	0.0062 ± 0.0017	126.8	0.0040 ± 0.0012
64.5	471.0	0.781	174.7	0.0071 ± 0.0019	126.9	0.0065 ± 0.0013
65.5	471.2	0.780	174.5	0.0045 ± 0.0018	125.8	0.0043 ± 0.0013
66.5	472.1	0.779	175.5	0.0077 ± 0.0019	125.9	0.0056 ± 0.0013
67.5	472.6	0.780	175.9	0.0049 ± 0.0019	125.5	0.0019 ± 0.0012
68.5	473.4	0.779	177.2	0.0061 ± 0.0019	126.1	0.0049 ± 0.0013
69.5	473.3	0.779	177.0	0.0071 ± 0.0019	124.0	0.0022 ± 0.0012
70.5	474.4	0.778	177.9	0.0020 ± 0.0017	125.2	0.0056 ± 0.0013
71.5	474.5	0.779	178.7	0.0033 ± 0.0017	124.8	0.0034 ± 0.0013
72.5	474.9	0.778	178.4	0.0052 ± 0.0018	125.2	0.0066 ± 0.0015
73.5	475.1	0.778	179.0	0.0065 ± 0.0020	125.1	0.0046 ± 0.0014
74.5	476.3	0.777	179.6	0.0027 ± 0.0018	124.4	0.0032 ± 0.0013
75.5	476.2	0.776	180.3	0.0026 ± 0.0017	124.4	0.0046 ± 0.0014
76.5	477.1	0.776	181.4	0.0061 ± 0.0021	122.3	0.0005 ± 0.0012
77.5	477.6	0.776	181.7	0.0034 ± 0.0019	124.1	0.0016 ± 0.0013
78.5	478.2	0.777	182.7	0.0056 ± 0.0021	123.8	0.0013 ± 0.0014
79.5	478.9	0.775	183.1	0.0056 ± 0.0021	123.4	0.0054 ± 0.0016
80.5	479.1	0.774	183.3	0.0059 ± 0.0023	122.9	0.0040 ± 0.0016
81.5	479.6	0.776	184.1	0.0008 ± 0.0018	122.7	0.0039 ± 0.0017
82.5	480.1	0.775	185.1	0.0007 ± 0.0018	122.8	0.0029 ± 0.0016
83.5	480.6	0.776	185.2	0.0039 ± 0.0021	121.8	0.0022 ± 0.0016
84.5	481.1	0.773	185.8	0.0058 ± 0.0025	122.8	0.0018 ± 0.0016
85.5	481.6	0.775	186.3	0.0028 ± 0.0023	122.2	0.0039 ± 0.0019
86.5	482.1	0.775	187.1	0.0065 ± 0.0027	122.9	0.0003 ± 0.0018
87.5	482.8	0.772	187.6	0.0049 ± 0.0030	123.1	0.0029 ± 0.0021

TABLE XVIII: Measured cross sections for QE proton knockout from ^{16}O for $E_{\rm beam}$ = 2.442 GeV, $\theta_{pq} = 0.0^\circ$, and $E_{\rm miss} > 25$ MeV. The $P_{\rm miss}$ bins were 5 MeV/c wide. Cuts were applied to remove the radiative tail from ^{1}H(e, ep). While the HRS$_h$ was aligned along $\boldsymbol{q}$, this data set does not truly correspond to parallel kinematics because of these cuts. Since $\boldsymbol{p}_p$ and $\boldsymbol{q}$ had about the same magnitude, $\boldsymbol{P}_{\rm miss}$ arose from the slight angles between them, not from differences in their magnitudes. However, since the distribution of $\boldsymbol{P}_{\rm miss}$ was symmetrical about $\boldsymbol{q}$, the conditions of parallel kinematics are closely approximated. There is a 5.8% systematic uncertainty associated with these results.

$E_{\rm miss}$ (MeV)	$<\omega>$ (MeV)	$<Q^2>$ (GeV/c)^2	$<P_{\rm miss}>$ (MeV/c)	$d^6\sigma/d\omega dE_p d\Omega_e d\Omega_p$ (nb/MeV^2/sr^2)
27.5	450.0	0.795	60.0	0.0552 ± 0.0042
32.5	450.0	0.795	60.0	0.0890 ± 0.0045
37.5	450.0	0.795	60.0	0.1387 ± 0.0050
42.5	450.0	0.795	60.0	0.1580 ± 0.0058
47.5	450.0	0.795	62.5	0.1348 ± 0.0062
52.5	450.0	0.795	65.0	0.0756 ± 0.0063
57.5	450.0	0.795	67.5	0.0402 ± 0.0084

TABLE XIX: Measured cross sections for QE proton knockout from ^{16}O for $E_{\rm beam}$ = 2.442 GeV, $\theta_{pq} = -2.5^\circ$, and $E_{\rm miss} > 25$ MeV. The $P_{\rm miss}$ bins were 5 MeV/c wide. There is a 5.9% systematic uncertainty associated with these results.

$E_{\rm miss}$ (MeV)	$<\omega>$ (MeV)	$<Q^2>$ (GeV/c)^2	$<P_{\rm miss}>$ (MeV/c)	$d^6\sigma/d\omega dE_p d\Omega_e d\Omega_p$ (nb/MeV^2/sr^2)
25.5	445.0	0.823	46.5	0.0330 ± 0.0182
26.5	446.5	0.822	46.8	0.0661 ± 0.0185
27.5	449.5	0.821	46.7	0.0388 ± 0.0173
28.5	449.3	0.820	45.3	0.0590 ± 0.0176
29.5	450.4	0.823	46.2	0.0955 ± 0.0192
30.5	450.8	0.823	45.0	0.0589 ± 0.0181
31.5	451.9	0.821	45.4	0.0733 ± 0.0180
32.5	452.1	0.823	45.0	0.0810 ± 0.0179
33.5	453.3	0.822	45.6	0.0944 ± 0.0192
34.5	454.5	0.821	45.2	0.1375 ± 0.0211
35.5	455.1	0.821	46.1	0.0984 ± 0.0209
36.5	454.9	0.822	46.1	0.1950 ± 0.0227
37.5	457.3	0.821	45.6	0.1566 ± 0.0232
38.5	458.4	0.820	45.8	0.1937 ± 0.0232
39.5	458.4	0.820	46.1	0.2052 ± 0.0251
40.5	459.3	0.821	46.5	0.1841 ± 0.0236
41.5	459.9	0.819	45.8	0.2354 ± 0.0252
42.5	461.3	0.818	45.9	0.2401 ± 0.0260
43.5	462.7	0.817	45.6	0.1791 ± 0.0247
44.5	462.6	0.818	46.6	0.2049 ± 0.0245
45.5	464.0	0.816	45.9	0.1401 ± 0.0223
46.5	464.7	0.816	46.9	0.1721 ± 0.0224
47.5	467.9	0.817	45.7	0.1457 ± 0.0217
48.5	467.7	0.816	45.9	0.1323 ± 0.0211

49.5	468.2	0.815	45.8	0.1469 ± 0.0211
50.5	471.1	0.814	45.3	0.0893 ± 0.0189
51.5	471.0	0.814	45.9	0.1008 ± 0.0185
52.5	473.1	0.814	46.3	0.0866 ± 0.0175
53.5	472.1	0.813	45.8	0.1037 ± 0.0183
54.5	474.6	0.813	45.7	0.0607 ± 0.0165
55.5	474.5	0.812	45.4	0.0766 ± 0.0163
56.5	473.8	0.810	46.8	0.0617 ± 0.0155
57.5	476.5	0.810	45.8	0.0606 ± 0.0155
58.5	477.4	0.811	46.6	0.0717 ± 0.0158
59.5	479.4	0.809	45.1	0.0837 ± 0.0168
60.5	481.5	0.810	45.5	0.0298 ± 0.0140
61.5	480.8	0.807	46.2	0.0748 ± 0.0156
62.5	480.6	0.807	47.7	0.0165 ± 0.0125
63.5	480.7	0.805	47.8	0.0240 ± 0.0118
64.5	481.1	0.805	47.6	0.0135 ± 0.0109
65.5	484.1	0.805	46.5	0.0471 ± 0.0127
66.5	482.4	0.804	46.6	0.0195 ± 0.0118
67.5	485.9	0.804	47.4	0.0297 ± 0.0121
68.5	484.4	0.803	48.7	0.0491 ± 0.0134
69.5	490.6	0.802	46.5	0.0118 ± 0.0116
70.5	489.5	0.800	47.6	0.0021 ± 0.0103
71.5	490.8	0.800	48.3	0.0136 ± 0.0103
72.5	491.7	0.800	47.9	0.0306 ± 0.0118
73.5	491.6	0.799	49.2	0.0156 ± 0.0113
74.5	493.1	0.797	49.6	0.0192 ± 0.0114
75.5	494.7	0.798	49.1	0.0040 ± 0.0101
76.5	493.8	0.797	49.2	0.0144 ± 0.0111
77.5	496.0	0.795	48.7	0.0098 ± 0.0118
78.5	497.2	0.794	48.8	-0.0039 ± 0.0099
79.5	498.3	0.793	50.8	0.0103 ± 0.0124

TABLE XX: Measured cross sections for QE proton knockout from ^{16}O for $E_{\rm beam}$ = 2.442 GeV, $|\theta_{pq}| = 8.0^\circ$, and $E_{\rm miss} > 25$ MeV. The $P_{\rm miss}$ bins were 5 MeV/c wide. There is a 6.0% systematic uncertainty associated with these results.

			$\theta_{pq} = +8.0^\circ$		$\theta_{pq} = -8.0^\circ$	
$E_{\rm miss}$ (MeV)	$<\omega>$ (MeV)	$<Q^2>$ (GeV/c)^2	$<P_{\rm miss}>$ (MeV/c)	$d^6\sigma/d\omega dE_p d\Omega_e d\Omega_p$ (nb/MeV^2/sr^2)	$<P_{\rm miss}>$ (MeV/c)	$d^6\sigma/d\omega dE_p d\Omega_e d\Omega_p$ (nb/MeV^2/sr^2)
25.5	438.1	0.793	150.0	0.0595 ± 0.0058	160.0	0.0174 ± 0.0030
26.5	439.6	0.791	152.5	0.0310 ± 0.0051	160.0	0.0165 ± 0.0027
27.5	440.5	0.791	155.0	0.0371 ± 0.0049	155.2	0.0190 ± 0.0026
28.5	441.7	0.789	155.0	0.0474 ± 0.0050	157.9	0.0249 ± 0.0027
29.5	442.3	0.789	152.8	0.0566 ± 0.0051	155.2	0.0306 ± 0.0028
30.5	443.4	0.788	155.0	0.0412 ± 0.0048	157.5	0.0221 ± 0.0027
31.5	444.4	0.792	157.5	0.0492 ± 0.0048	155.0	0.0318 ± 0.0028
32.5	446.6	0.788	160.0	0.0545 ± 0.0048	155.0	0.0247 ± 0.0027
33.5	447.8	0.789	160.0	0.0450 ± 0.0047	155.0	0.0289 ± 0.0027
34.5	448.0	0.788	160.0	0.0498 ± 0.0047	152.7	0.0291 ± 0.0027
35.5	449.5	0.784	160.0	0.0625 ± 0.0049	150.0	0.0294 ± 0.0027
36.5	449.1	0.784	160.0	0.0609 ± 0.0049	150.0	0.0309 ± 0.0027
37.5	452.1	0.786	162.5	0.0443 ± 0.0046	147.5	0.0357 ± 0.0028
38.5	452.7	0.788	162.5	0.0521 ± 0.0046	150.0	0.0413 ± 0.0029
39.5	453.7	0.785	165.0	0.0459 ± 0.0045	147.9	0.0336 ± 0.0028
40.5	454.1	0.783	165.0	0.0537 ± 0.0046	145.2	0.0359 ± 0.0028
41.5	454.6	0.784	165.0	0.0416 ± 0.0044	147.5	0.0368 ± 0.0028
42.5	456.7	0.783	165.0	0.0456 ± 0.0044	147.5	0.0431 ± 0.0030
43.5	456.9	0.782	167.8	0.0421 ± 0.0043	147.5	0.0350 ± 0.0028
44.5	457.3	0.780	170.0	0.0392 ± 0.0042	145.0	0.0382 ± 0.0028
45.5	457.8	0.784	167.5	0.0462 ± 0.0043	142.7	0.0335 ± 0.0028
46.5	458.3	0.781	170.0	0.0387 ± 0.0042	145.0	0.0330 ± 0.0028
47.5	459.8	0.779	172.5	0.0408 ± 0.0042	145.2	0.0326 ± 0.0027
48.5	460.4	0.782	170.0	0.0317 ± 0.0040	142.7	0.0331 ± 0.0027
49.5	461.6	0.783	175.0	0.0287 ± 0.0039	143.0	0.0217 ± 0.0025
50.5	463.6	0.779	172.8	0.0249 ± 0.0037	143.0	0.0274 ± 0.0026
51.5	463.5	0.780	175.0	0.0268 ± 0.0037	142.5	0.0257 ± 0.0025
52.5	463.1	0.784	172.8	0.0208 ± 0.0035	145.0	0.0222 ± 0.0025
53.5	465.2	0.778	172.5	0.0170 ± 0.0034	145.4	0.0191 ± 0.0024
54.5	466.2	0.779	175.0	0.0249 ± 0.0035	145.0	0.0214 ± 0.0024
55.5	468.5	0.782	180.0	0.0147 ± 0.0032	145.0	0.0175 ± 0.0023
56.5	468.6	0.778	180.0	0.0211 ± 0.0034	143.4	0.0160 ± 0.0022
57.5	469.3	0.779	177.5	0.0144 ± 0.0032	140.5	0.0181 ± 0.0022
58.5	471.3	0.774	182.5	0.0131 ± 0.0031	142.5	0.0149 ± 0.0022
59.5	472.3	0.778	180.0	0.0147 ± 0.0031	142.7	0.0145 ± 0.0022
60.5	472.3	0.778	177.5	0.0149 ± 0.0031	145.0	0.0143 ± 0.0021
61.5	474.9	0.780	185.0	0.0057 ± 0.0028	143.2	0.0131 ± 0.0021
62.5	473.8	0.781	185.0	0.0164 ± 0.0030	137.5	0.0156 ± 0.0021
63.5	475.9	0.784	187.5	0.0112 ± 0.0029	140.8	0.0087 ± 0.0020
64.5	477.0	0.783	185.0	0.0127 ± 0.0029	137.8	0.0105 ± 0.0020
65.5	477.6	0.784	185.0	0.0085 ± 0.0028	140.0	0.0081 ± 0.0019
66.5	477.2	0.777	187.5	0.0142 ± 0.0029	138.6	0.0089 ± 0.0019

67.5	477.0	0.781	190.0	0.0111 ± 0.0029	135.6	0.0086 ± 0.0019
68.5	480.2	0.780	187.5	0.0114 ± 0.0029	137.5	0.0077 ± 0.0018
69.5	480.0	0.782	187.5	0.0061 ± 0.0026	135.0	0.0089 ± 0.0019
70.5	481.1	0.778	190.0	0.0096 ± 0.0027	138.0	0.0074 ± 0.0018
71.5	481.7	0.778	192.5	0.0044 ± 0.0025	133.4	0.0030 ± 0.0016
72.5	481.7	0.781	192.5	0.0051 ± 0.0024	138.0	0.0080 ± 0.0018
73.5	482.8	0.782	192.5	0.0133 ± 0.0027	134.6	0.0058 ± 0.0018
74.5	484.8	0.781	192.8	0.0097 ± 0.0027	137.5	0.0063 ± 0.0018
75.5	485.0	0.779	197.2	0.0046 ± 0.0025	136.4	0.0057 ± 0.0017
76.5	484.6	0.773	195.0	0.0057 ± 0.0025	128.2	0.0036 ± 0.0016
77.5	485.5	0.781	192.5	0.0048 ± 0.0024	135.0	0.0030 ± 0.0016
78.5	488.2	0.781	195.3	0.0054 ± 0.0024	132.5	0.0070 ± 0.0017
79.5	488.6	0.782	197.5	0.0026 ± 0.0023	132.5	0.0033 ± 0.0016
80.5	490.3	0.785	195.3	0.0104 ± 0.0026	133.1	0.0077 ± 0.0017
81.5	489.1	0.785	197.5	0.0035 ± 0.0024	132.5	0.0048 ± 0.0017
82.5	492.5	0.782	197.8	0.0045 ± 0.0023	134.3	0.0043 ± 0.0017
83.5	492.3	0.782	197.5	0.0025 ± 0.0023	135.3	0.0027 ± 0.0016
84.5	492.6	0.778	200.0	0.0065 ± 0.0024	127.5	0.0072 ± 0.0017
85.5	495.2	0.787	200.0	0.0048 ± 0.0024	137.5	0.0024 ± 0.0016
86.5	495.6	0.790	202.5	0.0025 ± 0.0023	133.7	0.0021 ± 0.0016
87.5	498.7	0.787	200.0	0.0119 ± 0.0026	127.5	0.0021 ± 0.0016
88.5	499.6	0.785	200.0	0.0044 ± 0.0025	127.5	0.0033 ± 0.0016
89.5	497.7	0.784	202.5	0.0086 ± 0.0026	130.3	0.0008 ± 0.0016
90.5	497.8	0.781	202.5	0.0052 ± 0.0026	133.1	0.0031 ± 0.0017
91.5	499.1	0.782	202.5	0.0023 ± 0.0024	132.2	0.0029 ± 0.0018
92.5	500.8	0.789	202.5	0.0067 ± 0.0026	130.3	-0.0008 ± 0.0016
93.5	500.4	0.794	207.5	0.0060 ± 0.0026	132.8	0.0022 ± 0.0017
94.5	498.8	0.779	202.5	0.0059 ± 0.0026	128.8	-0.0003 ± 0.0017
95.5	498.8	0.775	202.5	0.0085 ± 0.0028	131.2	0.0021 ± 0.0017
96.5	499.6	0.782	205.0	0.0087 ± 0.0028	127.5	0.0049 ± 0.0019
97.5	499.2	0.790	210.0	0.0022 ± 0.0026	132.5	0.0038 ± 0.0019
98.5	501.6	0.782	205.0	0.0118 ± 0.0031	128.2	-0.0024 ± 0.0015
99.5	504.3	0.774	205.0	0.0080 ± 0.0029	125.7	0.0000 ± 0.0017
100.5	503.0	0.781	207.5	0.0031 ± 0.0027	127.5	0.0016 ± 0.0019
101.5	500.7	0.776	207.5	0.0105 ± 0.0031	126.7	0.0008 ± 0.0019
102.5	502.6	0.776	210.0	0.0021 ± 0.0028	125.4	0.0006 ± 0.0018
103.5	501.9	0.776	210.0	0.0030 ± 0.0028	130.0	-0.0013 ± 0.0017
104.5	504.8	0.780	207.5	0.0080 ± 0.0031	127.8	0.0016 ± 0.0019
105.5	503.6	0.774	210.0	0.0051 ± 0.0031	125.0	-0.0004 ± 0.0018
106.5	507.9	0.778	210.5	0.0000 ± 0.0028	129.0	-0.0027 ± 0.0016
107.5	507.1	0.784	210.0	0.0112 ± 0.0034	127.5	0.0048 ± 0.0022
108.5	509.3	0.781	212.5	0.0036 ± 0.0032	125.0	0.0033 ± 0.0023
109.5	510.0	0.781	212.5	0.0047 ± 0.0032	124.0	-0.0014 ± 0.0019
110.5	510.0	0.779	212.5	0.0020 ± 0.0031	126.1	0.0028 ± 0.0022
111.5	510.0	0.782	212.5	0.0024 ± 0.0030	122.5	-0.0007 ± 0.0022
112.5	510.0	0.779	212.5	0.0046 ± 0.0033	122.5	0.0025 ± 0.0024
113.5	510.0	0.769	216.4	0.0114 ± 0.0038	117.5	0.0029 ± 0.0025
114.5	510.0	0.778	215.0	0.0095 ± 0.0040	120.2	-0.0013 ± 0.0021
115.5	510.0	0.777	215.0	0.0048 ± 0.0037	122.5	-0.0015 ± 0.0020
116.5	510.0	0.776	215.8	0.0018 ± 0.0034	121.0	0.0005 ± 0.0021
117.5	510.0	0.774	215.0	0.0017 ± 0.0033	121.4	0.0017 ± 0.0023
118.5	510.0	0.759	217.5	0.0127 ± 0.0045	113.6	0.0016 ± 0.0024
119.5	510.0	0.777	217.5	0.0078 ± 0.0046	122.5	0.0018 ± 0.0027

TABLE XXI: Measured cross sections for QE proton knockout from ^{16}O for $E_{\rm beam}$ = 2.442 GeV, $|\theta_{pq}| = 16.0^\circ$, and $E_{\rm miss} > 25$ MeV. The $P_{\rm miss}$ bins were 5 MeV/c wide. There is a 5.8% systematic uncertainty associated with these results.

			$\theta_{pq} = +16.0^\circ$		$\theta_{pq} = -16.0^\circ$	
$E_{\rm miss}$ (MeV)	$<\omega>$ (MeV)	$<Q^2>$ (GeV/c)^2	$<P_{\rm miss}>$ (MeV/c)	$d^6\sigma/d\omega dE_p d\Omega_e d\Omega_p$ (nb/MeV^2/sr^2)	$<P_{\rm miss}>$ (MeV/c)	$d^6\sigma/d\omega dE_p d\Omega_e d\Omega_p$ (nb/MeV^2/sr^2)
25.5	439.9	0.794	268.9	0.0078 ± 0.0008	282.1	0.0095 ± 0.0020
26.5	440.0	0.788	273.8	0.0076 ± 0.0008	278.1	0.0014 ± 0.0019
27.5	443.6	0.799	274.9	0.0053 ± 0.0007	280.4	0.0078 ± 0.0020
28.5	444.8	0.788	275.8	0.0054 ± 0.0007	276.0	0.0043 ± 0.0020
29.5	447.2	0.789	277.7	0.0075 ± 0.0007	278.0	0.0053 ± 0.0021
30.5	444.0	0.799	278.9	0.0054 ± 0.0007	279.0	0.0078 ± 0.0021
31.5	451.2	0.795	277.1	0.0047 ± 0.0006	273.6	0.0068 ± 0.0020
32.5	447.8	0.797	278.6	0.0036 ± 0.0006	277.3	0.0077 ± 0.0020
33.5	449.0	0.795	280.6	0.0045 ± 0.0006	273.8	0.0015 ± 0.0019
34.5	445.9	0.787	281.2	0.0059 ± 0.0007	277.1	0.0064 ± 0.0020
35.5	451.3	0.790	281.1	0.0036 ± 0.0006	275.1	0.0049 ± 0.0021
36.5	448.8	0.785	281.3	0.0044 ± 0.0006	272.1	0.0024 ± 0.0019
37.5	451.6	0.784	282.8	0.0039 ± 0.0006	271.3	0.0041 ± 0.0019
38.5	453.3	0.779	284.2	0.0046 ± 0.0006	268.3	0.0037 ± 0.0019
39.5	452.9	0.790	284.8	0.0039 ± 0.0006	270.9	0.0059 ± 0.0019
40.5	456.0	0.789	287.8	0.0033 ± 0.0006	268.4	0.0027 ± 0.0018
41.5	452.7	0.791	287.2	0.0041 ± 0.0006	270.6	0.0057 ± 0.0019
42.5	453.2	0.795	285.1	0.0039 ± 0.0006	270.3	0.0067 ± 0.0020
43.5	455.0	0.784	288.1	0.0028 ± 0.0005	268.5	0.0057 ± 0.0019

44.5	456.2	0.795	290.3	0.0033 ± 0.0005	267.3	0.0045 ± 0.0019
45.5	455.9	0.786	296.8	0.0025 ± 0.0005	267.7	0.0041 ± 0.0019
46.5	459.7	0.792	291.8	0.0039 ± 0.0005	266.6	0.0076 ± 0.0021
47.5	459.4	0.796	293.1	0.0038 ± 0.0006	266.1	0.0022 ± 0.0019
48.5	464.6	0.785	295.5	0.0024 ± 0.0005	262.6	0.0041 ± 0.0020
49.5	464.4	0.789	296.1	0.0037 ± 0.0005	261.9	0.0070 ± 0.0020
50.5	465.2	0.789	297.9	0.0025 ± 0.0005	261.3	0.0016 ± 0.0019
51.5	464.5	0.790	296.3	0.0028 ± 0.0005	262.8	0.0070 ± 0.0019
52.5	464.7	0.799	302.3	0.0026 ± 0.0005	266.3	0.0054 ± 0.0020
53.5	465.5	0.791	303.8	0.0029 ± 0.0005	260.3	0.0049 ± 0.0020
54.5	467.4	0.789	301.5	0.0030 ± 0.0005	262.0	0.0052 ± 0.0020
55.5	469.1	0.790	305.7	0.0021 ± 0.0005	261.5	0.0102 ± 0.0022
56.5	470.0	0.785	304.6	0.0030 ± 0.0005	257.8	0.0059 ± 0.0020
57.5	467.9	0.796	305.1	0.0027 ± 0.0005	261.5	0.0050 ± 0.0021
58.5	467.8	0.772	306.3	0.0018 ± 0.0005	255.0	0.0057 ± 0.0021
59.5	471.6	0.784	308.3	0.0025 ± 0.0005	256.8	0.0047 ± 0.0020
60.5	471.2	0.777	311.4	0.0024 ± 0.0005	255.8	0.0038 ± 0.0018
61.5	469.7	0.786	309.7	0.0034 ± 0.0005	258.0	0.0054 ± 0.0020
62.5	471.9	0.794	309.8	0.0021 ± 0.0005	261.4	0.0039 ± 0.0020
63.5	473.3	0.787	310.8	0.0025 ± 0.0005	254.8	0.0073 ± 0.0021
64.5	475.5	0.796	313.7	0.0025 ± 0.0005	256.4	0.0053 ± 0.0021
65.5	476.6	0.781	314.0	0.0025 ± 0.0005	254.4	0.0031 ± 0.0020
66.5	475.8	0.786	315.2	0.0024 ± 0.0005	253.3	0.0068 ± 0.0021
67.5	479.0	0.787	318.2	0.0023 ± 0.0005	252.4	0.0085 ± 0.0022
68.5	481.2	0.784	316.3	0.0029 ± 0.0005	252.3	0.0049 ± 0.0020
69.5	480.4	0.796	323.7	0.0023 ± 0.0005	252.6	0.0069 ± 0.0021
70.5	481.9	0.789	322.1	0.0024 ± 0.0005	251.0	0.0031 ± 0.0019
71.5	481.1	0.797	321.0	0.0025 ± 0.0005	254.5	0.0046 ± 0.0020
72.5	483.1	0.789	320.6	0.0023 ± 0.0005	249.5	0.0047 ± 0.0019
73.5	487.3	0.784	319.9	0.0023 ± 0.0005	249.1	0.0052 ± 0.0020
74.5	485.8	0.778	326.4	0.0028 ± 0.0005	249.1	0.0069 ± 0.0021
75.5	485.2	0.787	324.2	0.0024 ± 0.0005	252.5	0.0050 ± 0.0020
76.5	488.8	0.783	327.9	0.0020 ± 0.0004	246.8	0.0052 ± 0.0019
77.5	488.6	0.798	321.1	0.0017 ± 0.0004	251.0	0.0063 ± 0.0020
78.5	489.2	0.788	330.2	0.0030 ± 0.0005	245.7	0.0020 ± 0.0019
79.5	486.1	0.787	328.7	0.0019 ± 0.0005	245.9	0.0028 ± 0.0018
80.5	490.4	0.793	333.5	0.0023 ± 0.0005	247.2	0.0026 ± 0.0019
81.5	489.2	0.792	331.2	0.0018 ± 0.0004	247.6	0.0050 ± 0.0021
82.5	491.4	0.789	329.4	0.0017 ± 0.0004	247.6	0.0058 ± 0.0021
83.5	490.0	0.790	328.8	0.0021 ± 0.0005	248.7	0.0056 ± 0.0022
84.5	488.1	0.790	328.9	0.0024 ± 0.0005	249.8	0.0081 ± 0.0022
85.5	492.4	0.798	331.8	0.0016 ± 0.0005	247.5	0.0055 ± 0.0022
86.5	493.1	0.778	332.3	0.0025 ± 0.0005	243.7	0.0025 ± 0.0021
87.5	493.9	0.790	332.4	0.0024 ± 0.0005	245.7	0.0046 ± 0.0022
88.5	494.7	0.790	337.3	0.0023 ± 0.0005	246.7	0.0034 ± 0.0021
89.5	498.1	0.796	332.7	0.0024 ± 0.0005	246.7	0.0043 ± 0.0020
90.5	498.2	0.794	335.5	0.0026 ± 0.0005	242.4	0.0052 ± 0.0023
91.5	498.1	0.783	331.8	0.0015 ± 0.0005	242.0	0.0049 ± 0.0024
92.5	496.2	0.796	336.1	0.0027 ± 0.0005	250.8	0.0007 ± 0.0022
93.5	497.2	0.786	335.3	0.0018 ± 0.0005	244.6	0.0054 ± 0.0023
94.5	498.5	0.782	337.2	0.0010 ± 0.0005	244.4	0.0070 ± 0.0025
95.5	501.0	0.793	336.6	0.0032 ± 0.0006	239.6	0.0009 ± 0.0022
96.5	500.0	0.798	336.8	0.0012 ± 0.0005	244.8	0.0012 ± 0.0022
97.5	498.8	0.783	335.6	0.0021 ± 0.0006	241.8	0.0043 ± 0.0025
98.5	503.9	0.799	341.0	0.0016 ± 0.0006	247.4	0.0064 ± 0.0025
99.5	499.6	0.803	336.5	0.0014 ± 0.0005	243.3	0.0020 ± 0.0023
100.5	499.1	0.788	340.3	0.0027 ± 0.0006	243.4	0.0012 ± 0.0023
101.5	502.4	0.803	338.7	0.0015 ± 0.0006	244.4	0.0060 ± 0.0027
102.5	502.7	0.787	339.9	0.0022 ± 0.0006	238.9	-0.0002 ± 0.0026
103.5	506.8	0.803	339.6	0.0025 ± 0.0006	239.3	0.0012 ± 0.0025
104.5	500.3	0.799	342.0	0.0021 ± 0.0006	242.2	0.0099 ± 0.0033
105.5	507.9	0.795	344.3	0.0031 ± 0.0007	238.8	-0.0025 ± 0.0027
106.5	504.4	0.787	338.7	0.0017 ± 0.0006	239.4	0.0022 ± 0.0029
107.5	509.0	0.780	342.3	0.0020 ± 0.0007	239.8	0.0026 ± 0.0030
108.5	505.8	0.766	338.8	0.0017 ± 0.0007	235.7	0.0025 ± 0.0030
109.5	508.9	0.794	343.4	0.0026 ± 0.0007	244.6	0.0057 ± 0.0029
110.5	510.0	0.791	347.3	0.0018 ± 0.0007	245.4	0.0034 ± 0.0034
111.5	510.0	0.791	345.7	0.0019 ± 0.0007	242.8	0.0058 ± 0.0037
112.5	510.0	0.817	345.8	0.0033 ± 0.0009	244.8	0.0007 ± 0.0032
113.5	510.0	0.798	346.4	0.0020 ± 0.0009	241.7	0.0109 ± 0.0040
114.5	510.0	0.797	346.5	0.0027 ± 0.0009	243.6	-0.0036 ± 0.0032
115.5	510.0	0.792	346.5	0.0021 ± 0.0009	239.3	0.0004 ± 0.0033
116.5	510.0	0.802	350.2	0.0010 ± 0.0008	245.0	0.0019 ± 0.0036
117.5	510.0	0.797	350.6	0.0023 ± 0.0009	242.5	0.0018 ± 0.0040
118.5	510.0	0.794	346.9	0.0027 ± 0.0011	247.0	0.0046 ± 0.0043
119.5	510.0	0.804	350.4	0.0008 ± 0.0009	236.8	0.0002 ± 0.0036

TABLE XXII: Measured cross sections for QE proton knockout from ^{16}O for $E_{\rm beam}$ = 2.442 GeV, $|\theta_{pq}|$ = 20.0°, and $E_{\rm miss}$ > 25 MeV. The $P_{\rm miss}$ bins were 5 MeV/c wide. There is a 5.9% systematic uncertainty associated with these results.

			$\theta_{pq} = +20.0°$		$\theta_{pq} = -20.0°$	
$E_{\rm miss}$ (MeV)	$<\omega>$ (MeV)	$<Q^2>$ (GeV/c)^2	$<P_{\rm miss}>$ (MeV/c)	$d^6\sigma/d\omega dE_p d\Omega_e d\Omega_p$ (nb/MeV^2/sr^2)	$<P_{\rm miss}>$ (MeV/c)	$d^6\sigma/d\omega dE_p d\Omega_e d\Omega_p$ (nb/MeV^2/sr^2)
25.5	440.2	0.787	339.4	0.0019 ± 0.0003	349.6	0.0002 ± 0.0005
26.5	439.3	0.790	340.7	0.0019 ± 0.0003	348.4	0.0011 ± 0.0006
27.5	441.4	0.796	346.8	0.0028 ± 0.0003	347.5	0.0015 ± 0.0006
28.5	441.7	0.792	345.5	0.0012 ± 0.0003	347.6	0.0007 ± 0.0005
29.5	440.0	0.791	345.6	0.0018 ± 0.0003	346.9	0.0003 ± 0.0004
30.5	445.7	0.793	346.7	0.0019 ± 0.0003	346.3	0.0009 ± 0.0004
31.5	446.0	0.808	346.5	0.0014 ± 0.0003	349.6	0.0009 ± 0.0005
32.5	447.7	0.792	349.3	0.0015 ± 0.0003	342.2	0.0014 ± 0.0006
33.5	447.8	0.804	346.5	0.0018 ± 0.0003	343.7	0.0001 ± 0.0005
34.5	447.3	0.798	347.1	0.0015 ± 0.0003	342.7	0.0013 ± 0.0006
35.5	449.6	0.789	353.8	0.0020 ± 0.0003	342.0	0.0006 ± 0.0005
36.5	451.2	0.785	351.4	0.0015 ± 0.0003	340.3	0.0022 ± 0.0006
37.5	450.7	0.793	352.2	0.0017 ± 0.0003	340.0	0.0009 ± 0.0006
38.5	451.7	0.794	356.7	0.0018 ± 0.0003	340.0	0.0008 ± 0.0006
39.5	454.1	0.781	356.9	0.0018 ± 0.0003	336.6	0.0003 ± 0.0005
40.5	454.0	0.786	357.4	0.0016 ± 0.0003	335.4	0.0013 ± 0.0005
41.5	455.0	0.783	358.1	0.0016 ± 0.0003	334.6	0.0008 ± 0.0006
42.5	455.8	0.784	357.6	0.0022 ± 0.0003	333.8	0.0022 ± 0.0006
43.5	457.4	0.797	359.5	0.0019 ± 0.0003	337.1	0.0017 ± 0.0006
44.5	459.5	0.787	363.2	0.0019 ± 0.0003	333.5	0.0006 ± 0.0006
45.5	459.2	0.802	363.4	0.0017 ± 0.0003	335.6	0.0003 ± 0.0005
46.5	459.1	0.791	366.9	0.0018 ± 0.0003	335.5	0.0024 ± 0.0007
47.5	459.8	0.783	364.0	0.0017 ± 0.0003	332.4	0.0015 ± 0.0006
48.5	459.9	0.792	366.4	0.0019 ± 0.0003	331.0	0.0009 ± 0.0005
49.5	461.8	0.784	366.1	0.0017 ± 0.0003	330.2	0.0020 ± 0.0007
50.5	465.7	0.788	369.0	0.0017 ± 0.0003	327.6	0.0012 ± 0.0006
51.5	463.5	0.789	365.5	0.0022 ± 0.0003	330.9	0.0021 ± 0.0007
52.5	464.9	0.793	367.3	0.0017 ± 0.0003	328.8	0.0010 ± 0.0007
53.5	465.3	0.789	374.3	0.0015 ± 0.0003	327.9	0.0014 ± 0.0007
54.5	467.2	0.789	371.9	0.0015 ± 0.0003	327.2	0.0026 ± 0.0006
55.5	467.0	0.785	374.0	0.0018 ± 0.0003	326.8	0.0013 ± 0.0006
56.5	468.8	0.785	376.0	0.0021 ± 0.0003	325.6	0.0014 ± 0.0005
57.5	472.0	0.788	374.1	0.0015 ± 0.0003	324.8	0.0016 ± 0.0007
58.5	471.2	0.779	375.0	0.0015 ± 0.0003	322.7	0.0018 ± 0.0006
59.5	471.4	0.779	376.5	0.0020 ± 0.0003	323.4	0.0016 ± 0.0006
60.5	472.9	0.784	377.0	0.0024 ± 0.0003	322.6	0.0020 ± 0.0007
61.5	472.3	0.792	378.6	0.0019 ± 0.0003	326.0	0.0024 ± 0.0007
62.5	473.6	0.789	377.8	0.0019 ± 0.0003	323.8	0.0011 ± 0.0007
63.5	475.0	0.791	380.8	0.0013 ± 0.0003	322.3	0.0015 ± 0.0007
64.5	476.0	0.785	381.2	0.0017 ± 0.0003	320.7	0.0019 ± 0.0006
65.5	478.8	0.789	385.5	0.0021 ± 0.0003	318.7	0.0020 ± 0.0007
66.5	478.8	0.790	382.1	0.0013 ± 0.0002	319.9	0.0015 ± 0.0006
67.5	481.5	0.786	384.7	0.0022 ± 0.0003	317.9	0.0025 ± 0.0007
68.5	480.0	0.791	387.0	0.0016 ± 0.0003	319.4	0.0014 ± 0.0008
69.5	480.3	0.788	387.5	0.0022 ± 0.0003	317.9	0.0026 ± 0.0008
70.5	480.9	0.782	383.3	0.0019 ± 0.0003	316.8	0.0024 ± 0.0006
71.5	481.3	0.786	387.5	0.0013 ± 0.0003	319.5	0.0012 ± 0.0007
72.5	482.5	0.792	394.3	0.0021 ± 0.0003	315.8	0.0025 ± 0.0007
73.5	486.6	0.791	393.4	0.0014 ± 0.0003	316.3	0.0021 ± 0.0007
74.5	486.2	0.781	395.4	0.0028 ± 0.0004	313.6	0.0012 ± 0.0006
75.5	485.3	0.792	393.4	0.0014 ± 0.0003	318.2	0.0018 ± 0.0007
76.5	485.0	0.787	393.7	0.0014 ± 0.0002	315.4	0.0019 ± 0.0007
77.5	487.0	0.798	396.2	0.0014 ± 0.0003	319.1	0.0022 ± 0.0008
78.5	486.4	0.798	396.0	0.0017 ± 0.0003	320.9	0.0018 ± 0.0008
79.5	488.3	0.785	398.3	0.0023 ± 0.0003	312.8	0.0005 ± 0.0005
80.5	488.4	0.801	396.4	0.0019 ± 0.0003	315.2	0.0006 ± 0.0005
81.5	489.0	0.790	398.5	0.0018 ± 0.0003	313.5	0.0028 ± 0.0008
82.5	494.0	0.801	399.2	0.0021 ± 0.0003	315.3	0.0020 ± 0.0008
83.5	492.1	0.786	398.9	0.0017 ± 0.0003	313.3	0.0024 ± 0.0008
84.5	493.7	0.791	400.6	0.0022 ± 0.0003	314.9	0.0004 ± 0.0007
85.5	495.2	0.798	400.1	0.0025 ± 0.0003	313.6	0.0023 ± 0.0008
86.5	496.6	0.798	401.9	0.0018 ± 0.0003	310.4	0.0007 ± 0.0006
87.5	501.1	0.805	402.1	0.0015 ± 0.0003	311.9	0.0019 ± 0.0008
88.5	499.0	0.790	401.4	0.0015 ± 0.0003	306.8	0.0025 ± 0.0008
89.5	500.1	0.789	402.5	0.0020 ± 0.0003	306.3	0.0013 ± 0.0007
90.5	496.2	0.796	402.3	0.0018 ± 0.0003	311.2	0.0021 ± 0.0009
91.5	497.4	0.789	404.9	0.0019 ± 0.0003	308.8	0.0030 ± 0.0009
92.5	497.1	0.799	402.5	0.0022 ± 0.0003	313.8	0.0006 ± 0.0009
93.5	499.7	0.780	404.7	0.0015 ± 0.0003	307.9	0.0023 ± 0.0009
94.5	500.9	0.789	409.6	0.0018 ± 0.0004	307.4	0.0032 ± 0.0008
95.5	503.8	0.797	407.5	0.0019 ± 0.0004	306.9	-0.0001 ± 0.0006
96.5	502.5	0.797	407.1	0.0021 ± 0.0004	309.5	0.0013 ± 0.0007
97.5	501.8	0.786	407.3	0.0015 ± 0.0004	306.1	0.0026 ± 0.0008
98.5	503.8	0.790	405.6	0.0018 ± 0.0004	311.0	-0.0007 ± 0.0007
99.5	504.3	0.794	407.4	0.0015 ± 0.0003	308.6	0.0042 ± 0.0011

100.5	501.5	0.797	406.2	0.0016 ± 0.0004	309.0	0.0018 ± 0.0010
101.5	505.3	0.790	409.4	0.0010 ± 0.0003	306.1	0.0023 ± 0.0010
102.5	503.3	0.801	408.5	0.0020 ± 0.0004	310.8	0.0003 ± 0.0009
103.5	506.0	0.796	407.7	0.0010 ± 0.0004	310.1	0.0027 ± 0.0009
104.5	507.6	0.795	413.0	0.0028 ± 0.0005	305.8	0.0022 ± 0.0011
105.5	506.7	0.788	411.3	0.0023 ± 0.0005	304.2	0.0016 ± 0.0011
106.5	508.3	0.802	414.0	0.0018 ± 0.0004	306.7	0.0029 ± 0.0011
107.5	511.2	0.807	411.2	0.0015 ± 0.0004	309.6	0.0027 ± 0.0012
108.5	510.2	0.815	413.3	0.0016 ± 0.0005	306.3	0.0021 ± 0.0013
109.5	508.6	0.786	412.4	0.0023 ± 0.0005	308.9	0.0002 ± 0.0010
110.5	508.1	0.782	414.1	0.0022 ± 0.0005	306.7	0.0003 ± 0.0012
111.5	512.0	0.794	411.7	0.0007 ± 0.0004	302.8	0.0027 ± 0.0014
112.5	509.1	0.801	411.4	0.0022 ± 0.0006	306.0	0.0013 ± 0.0011
113.5	512.4	0.803	419.0	0.0018 ± 0.0005	305.4	0.0025 ± 0.0013
114.5	510.3	0.790	419.1	0.0028 ± 0.0007	304.2	0.0008 ± 0.0015
115.5	512.7	0.804	416.9	0.0010 ± 0.0006	309.8	-0.0000 ± 0.0019
116.5	515.0	0.799	417.0	0.0008 ± 0.0005	304.5	0.0004 ± 0.0017
117.5	515.0	0.810	417.7	0.0021 ± 0.0007	310.4	0.0027 ± 0.0016
118.5	515.0	0.771	415.4	0.0004 ± 0.0006	300.5	0.0014 ± 0.0017
119.5	515.0	0.805	418.8	0.0012 ± 0.0008	311.8	-0.0001 ± 0.0027

2. Asymmetries and response functions

a. 1*p*-*shell*

Response functions and asymmetries for QE proton knockout from ^{16}O are presented in Tables XXIII, XXIV, and XXV.

TABLE XXIII: Separated response functions R_L and R_T for QE proton knockout from the 1*p*-shell of ^{16}O for $< T_p > = 427$ MeV. The $P_{\rm miss}$ bins were 20 MeV/c wide. Cuts were applied to remove the radiative tail from ^{1}H(e, ep) such that $< P_{\rm miss} > = 52.5$ MeV/c in each case. Note that the ω acceptance of the three measurements was shifted by about 3% in order to keep the phase-space acceptance flat. The resulting change in the domain was taken as an additional 4% systematic uncertainty.

	$1p_{1/2}$-state			$1p_{3/2}$-state		
$< P_{\rm miss} >$ (MeV/c)	R_L / fm^3 (stat) (sys)	R_T / fm^3 (stat) (sys)		$< P_{\rm miss} >$ (MeV/c)	R_L / fm^3 (stat) (sys)	R_T / fm^3 (stat) (sys)
52.5	1.82 ± 1.17 ± 0.59	7.58 ± 1.42 ± 0.72		52.5	2.35 ± 1.18 ± 0.73	9.40 ± 1.39 ± 0.85

TABLE XXIV: Separated response functions R_{L+TT} and R_T for QE proton knockout from the 1*p*-shell of ^{16}O for $< Q^2 > = 0.800$ (GeV/c)^2, $< \omega > = 436$ MeV, and $< T_p > = 427$ MeV. The $P_{\rm miss}$ bins were 20 MeV/c wide.

	$1p_{1/2}$-state			$1p_{3/2}$-state		
$< P_{\rm miss} >$ (MeV/c)	R_{L+TT} / fm^3 (stat) (sys)	R_T / fm^3 (stat) (sys)		$< P_{\rm miss} >$ (MeV/c)	R_{L+TT} / fm^3 (stat) (sys)	R_T / fm^3 (stat) (sys)
149.0	0.56 ± 0.49 ± 0.12	6.08 ± 0.61 ± 0.24		149.0	2.20 ± 0.75 ± 0.30	10.35 ± 1.04 ± 0.43
279.0	0.01 ± 0.03 ± 0.01	0.12 ± 0.04 ± 0.01		276.0	0.20 ± 0.06 ± 0.03	0.29 ± 0.08 ± 0.01

TABLE XXV: Separated asymmetries A_{LT} and response functions R_{LT} for QE proton knockout from the 1*p*-shell of ^{16}O for $< Q^2 > = 0.800$ (GeV/c)^2, $< \omega > = 436$ MeV, and $< T_p > = 427$ MeV. The $P_{\rm miss}$ bins were 20 MeV/c wide. Save for the data labelled [*] which were obtained at $E_{\rm beam} = 1.643$ GeV, the beam energy was 2.442 GeV.

	$1p_{1/2}$-state			$1p_{3/2}$-state		
$< P_{\rm miss} >$ (MeV/c)	A_{LT} / (stat) (sys)	R_{LT} / fm^3 (stat) (sys)		$< P_{\rm miss} >$ (MeV/c)	A_{LT} / (stat) (sys)	R_{LT} / fm^3 (stat) (sys)
60.0	0.02 ± 0.02 ± 0.02	0.117 ± 0.134 ± 0.037		60.0	-0.08 ± 0.02 ± 0.02	-0.754 ± 0.165 ± 0.084
148.0 [*]	-0.25 ± 0.02 ± 0.03	-1.198 ± 0.235 ± 0.085		147.0 [*]	-0.31 ± 0.04 ± 0.03	-2.820 ± 0.292 ± 0.183
149.0	-0.23 ± 0.02 ± 0.03	-0.999 ± 0.066 ± 0.077		148.0	-0.31 ± 0.01 ± 0.03	-2.560 ± 0.096 ± 0.173
279.0	-0.36 ± 0.08 ± 0.04	-0.029 ± 0.007 ± 0.002		276.0	-0.69 ± 0.04 ± 0.04	-0.250 ± 0.013 ± 0.019
345.0	-0.13 ± 0.22 ± 0.05	-0.002 ± 0.003 ± 0.001		345.0	-0.39 ± 0.08 ± 0.05	-0.015 ± 0.003 ± 0.001

b. Higher missing energies

Response functions for QE proton knockout from ^{16}O for $E_{\rm miss} > 25$ MeV are presented in Tables XXVI through XXVIII.

TABLE XXVI: Separated response functions R_L and R_T for QE proton knockout from ^{16}O at $\theta_{pq} = 0^\circ$ for $E_{\rm miss} > 25$ MeV. The $E_{\rm miss}$ bins are 5 MeV wide.

$< E_{\rm miss} >$ (MeV)	R_L / fm^3/MeV (stat) (sys)	R_T / fm^3/MeV (stat) (sys)
27.5	0.067 ± 0.050 ± 0.020	0.203 ± 0.065 ± 0.021
32.5	0.075 ± 0.044 ± 0.030	0.346 ± 0.056 ± 0.035
37.5	0.141 ± 0.040 ± 0.052	0.523 ± 0.049 ± 0.051
42.5	0.138 ± 0.037 ± 0.063	0.600 ± 0.044 ± 0.066
47.5	0.100 ± 0.039 ± 0.054	0.517 ± 0.047 ± 0.051
52.5	0.054 ± 0.044 ± 0.049	0.304 ± 0.054 ± 0.028
57.5	-0.047 ± 0.111 ± 0.030	0.253 ± 0.145 ± 0.049

TABLE XXVII: Separated response functions R_{L+TT} and R_T for QE proton knockout from ^{16}O at $\theta_{pq} = 8^\circ$ and $\theta_{pq} = 16^\circ$ for $E_{\rm miss} > 25$ MeV. The $E_{\rm miss}$ bins are 5 MeV wide.

	θ_{pq}=8°		θ_{pq}=16°	
$< E_{\rm miss} >$ (MeV)	R_{L+TT} / fm^3/MeV (stat) (sys)	R_T / fm^3/MeV (stat) (sys)	R_{L+TT} / fm^3/MeV (stat) (sys)	R_T / fm^3/MeV (stat) (sys)
27.5	0.080 ± 0.023 ± 0.010	0.137 ± 0.029 ± 0.008	0.002 ± 0.004 ± 0.003	0.027 ± 0.005 ± 0.005
32.5	0.072 ± 0.021 ± 0.008	0.133 ± 0.026 ± 0.008	-0.001 ± 0.004 ± 0.001	0.026 ± 0.005 ± 0.001
37.5	0.075 ± 0.021 ± 0.008	0.162 ± 0.027 ± 0.010	0.001 ± 0.004 ± 0.001	0.018 ± 0.004 ± 0.001
42.5	0.087 ± 0.021 ± 0.013	0.164 ± 0.026 ± 0.010	0.005 ± 0.004 ± 0.001	0.014 ± 0.004 ± 0.001
47.5	0.050 ± 0.022 ± 0.008	0.172 ± 0.028 ± 0.010	0.001 ± 0.004 ± 0.001	0.017 ± 0.005 ± 0.001
52.5	0.001 ± 0.022 ± 0.006	0.137 ± 0.027 ± 0.009	0.005 ± 0.005 ± 0.001	0.018 ± 0.006 ± 0.002
57.5	-0.002 ± 0.024 ± 0.004	0.010 ± 0.030 ± 0.006	0.008 ± 0.007 ± 0.001	0.008 ± 0.007 ± 0.001

TABLE XXVIII: Separated asymmetries A_{LT} and response functions R_{LT} for QE proton knockout from ^{16}O for at $\theta_{pq} = 8^\circ$ and $\theta_{pq} = 16^\circ$ for $E_{\rm miss} > 25$ MeV. The $E_{\rm miss}$ bins are 5 MeV wide. Note that the data presented for θ_{pq}=8° represent the average of the data obtained at $E_{\rm beam} = 1.643$ GeV and $E_{\rm beam} = 2.442$ GeV.

	θ_{pq}=8°	θ_{pq}=16°
$< E_{\rm miss} >$ (MeV)	R_{LT} / fm^3/MeV (stat) (sys)	R_{LT} / fm^3/MeV (stat) (sys)
27.5	-0.070 ± 0.006 ± 0.005	-0.009 ± 0.001 ± 0.001
32.5	-0.050 ± 0.005 ± 0.004	-0.007 ± 0.001 ± 0.001
37.5	-0.076 ± 0.005 ± 0.010	-0.007 ± 0.001 ± 0.002
42.5	-0.083 ± 0.006 ± 0.039	-0.007 ± 0.001 ± 0.001
47.5	-0.077 ± 0.006 ± 0.010	-0.004 ± 0.002 ± 0.001
52.5	-0.036 ± 0.006 ± 0.015	-0.004 ± 0.002 ± 0.001
57.5	-0.036 ± 0.006 ± 0.005	-0.004 ± 0.003 ± 0.001

APPENDIX B: THE DIP-REGION INVESTIGATION

A small portion of the beam time allocated to the measurement discussed in the main body of this article was used for an exploratory investigation of the "dip" region located in the energy transfer domain between the QE peak and the $\Delta(1232)$-resonance. For this investigation, $E_{\rm beam} = 1.643$ GeV was employed, and the HRS$_e$ position and central momentum were fixed at $\theta_e = 37.17^\circ$ and $p_e = 1056$ MeV/c, respectively. This resulted in $q \approx 1.026$ GeV/c, $\omega \approx 589$ MeV, and $Q^2 = 0.706$ (GeV/c)^2 [139]. The HRS$_h$ was then positioned at $\theta_h = 38.45^\circ$ ($\theta_{pq} = 0^\circ$) and its central momentum varied from 828 MeV/c to 1190 MeV/c in five steps of $\Delta p_p \approx 70$ MeV/c per step. These momentum settings were close enough to each other that there was adequate acceptance overlap between them to allow for radiative corrections to be performed. The configuration of the experimental apparatus and data acquisition system was identical in all aspects to that used for the QE measurement. The data analysis was also identical to that performed on the QE data, save for an additional cut to remove contamination from H$(e, e'p)\pi^0$ events.

Figure 26 shows the measured cross sections for the dip region as a function of $E_{\rm miss}$ compared to calculations by the Ghent Group for $E_{\rm beam} = 1.643$ GeV (see Table XXIX). The error bars are statistical. There is on average an additional 5.8% systematic uncertainty (see Table XXIX) associated with the data. The dashed curve is the "bare" ROMEA calculation for proton knockout from the $1s_{1/2}$-state of ^{16}O and the solid curve is the same cal-

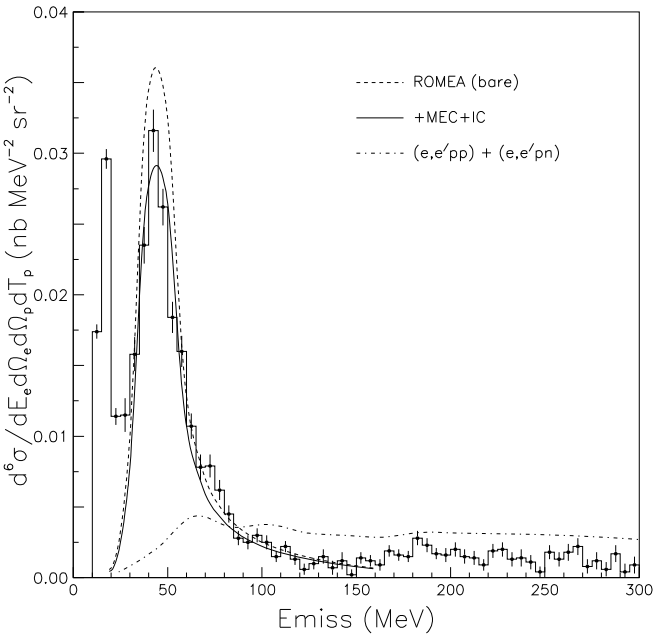

FIG. 26: Data from this work together with calculations by the Ghent Group for the $E_{\rm miss}$-dependence of the cross sections obtained in dip-region kinematics for $E_{\rm beam} = 1.643$ GeV. Error bars are statistical and on average, there is an additional ±5.9% systematic uncertainty (see Table XXIX) associated with the data.

culation including the effects of MEC and IC (see the main text of this article for further details). The normalization factor of 1.00 employed for these calculations was that which the best results for the QE data. The dashed-dotted curve illustrates the incoherent sum of the "full" calculation and the computed $(e, e'pn)$ and $(e, e'pp)$ contribution.

In contrast to the QE energy domain, the "bare" calculation actually *overestimated* the $1s_{1/2}$-state strength in these kinematics. Also in contrast to the QE energy domain, the inclusion of MEC and IC *decrease* the magnitude of the calculated cross sections and improve the agreement. Finally, while the $(e, e'pX)$ calculations have the measured flat shape for $E_{\rm miss} > 100$ MeV, they are twice as large as the cross sections.

TABLE XXIX: Measured cross sections for proton knockout from ^{16}O for $E_{\rm beam} = 1.643$ GeV in dip-region kinematics for $E_{\rm miss} > 25$ MeV. The $E_{\rm miss}$ bins were 5 MeV wide. There is a 5.9% systematic uncertainty associated with these results.

$E_{\rm miss}$ (MeV)	$< P_{\rm miss} >$ (MeV)	$d^6\sigma/d\omega dE_p d\Omega_e d\Omega_p$ (nb/MeV^2/sr^2)
27.5	163.6	0.0115 ± 0.0012
32.5	152.1	0.0158 ± 0.0012
37.5	138.8	0.0235 ± 0.0013
42.5	132.8	0.0316 ± 0.0015
47.5	128.3	0.0262 ± 0.0013
52.5	119.4	0.0184 ± 0.0011
57.5	112.1	0.0160 ± 0.0011
62.5	107.5	0.0107 ± 0.0009
67.5	95.0	0.0078 ± 0.0009
72.5	95.0	0.0079 ± 0.0008
77.5	95.0	0.0062 ± 0.0007
82.5	90.0	0.0045 ± 0.0006
87.5	84.0	0.0028 ± 0.0005
92.5	76.0	0.0025 ± 0.0005
97.5	71.7	0.0030 ± 0.0005
102.5	68.0	0.0025 ± 0.0005
107.5	60.0	0.0015 ± 0.0004
112.5	61.4	0.0022 ± 0.0004
117.5	58.0	0.0013 ± 0.0004
122.5	51.0	0.0006 ± 0.0004
127.5	47.5	0.0010 ± 0.0004
132.5	50.0	0.0015 ± 0.0005
137.5	60.0	0.0007 ± 0.0005
142.5	45.0	0.0012 ± 0.0006
147.5	39.0	0.0002 ± 0.0004
152.5	39.3	0.0014 ± 0.0004
157.5	48.8	0.0012 ± 0.0004
162.5	51.7	0.0009 ± 0.0004
167.5	55.0	0.0019 ± 0.0004
172.5	62.0	0.0016 ± 0.0004
177.5	65.9	0.0015 ± 0.0004
177.5	65.9	0.0015 ± 0.0004
182.5	69.0	0.0028 ± 0.0005
187.5	77.2	0.0023 ± 0.0005
192.5	94.0	0.0017 ± 0.0004
197.5	97.7	0.0016 ± 0.0005
202.5	97.7	0.0020 ± 0.0005
207.5	103.0	0.0015 ± 0.0005
212.5	114.1	0.0014 ± 0.0005
217.5	118.3	0.0009 ± 0.0004
222.5	122.3	0.0019 ± 0.0005
227.5	125.9	0.0020 ± 0.0005
232.5	135.0	0.0013 ± 0.0005
237.5	150.5	0.0014 ± 0.0006
242.5	157.7	0.0011 ± 0.0005
247.5	157.7	0.0004 ± 0.0004
252.5	167.0	0.0018 ± 0.0005
257.5	170.0	0.0013 ± 0.0005
262.5	173.2	0.0018 ± 0.0006
267.5	179.5	0.0022 ± 0.0006
272.5	185.9	0.0008 ± 0.0005
277.5	188.0	0.0012 ± 0.0006
282.5	210.0	0.0006 ± 0.0005
287.5	200.0	0.0017 ± 0.0006
292.5	200.0	0.0004 ± 0.0006
297.5	205.0	0.0009 ± 0.0006

[1] S. Frullani and J. Mougey, in *Advances in Nuclear Physics*, edited by J. W. Negel and E. Vogt (Plenum Press, New York, 1984), vol. 14, p. 1, and references therein.

[2] J. J. Kelly, Adv. Nucl. Phys. **23**, 75 (1996), and references therein.

[3] S. Boffi, C. Giusti, F. D. Pacati, and M. Radici, *Electromagnetic Response of Atomic Nuclei* (Oxford University Press, Oxford, 1996).

[4] J. J. Kelly, Phys. Rev. C. **56**, 2672 (1997).

[5] U. Amaldi et al., Phys. Lett. B. **25**, 24 (1967).

[6] J. Mougey et al., Nucl. Phys. **A262**, 461 (1976).

[7] A. Picklesimer, J. W. Van Orden, and S. J. Wallace, Phys. Rev. C. **32**, 1312 (1985).
[8] A. Picklesimer and J. W. Van Orden, Phys. Rev. C. **35**, 266 (1987).
[9] A. Picklesimer and J. W. Van Orden, Phys. Rev. C. **40**, 290 (1989).
[10] H. Müther and W. H. Dickhoff, Phys. Rev. C. **49**, R17 (1994).
[11] M. Bernheim et al., Nucl. Phys. **A375**, 381 (1982).
[12] L. Chinitz et al., Phys. Rev. Lett. **67**, 568 (1991).
[13] C. M. Spaltro et al., Phys. Rev. C. **48**, 2385 (1993).
[14] M. Leuschner et al., Phys. Rev. C. **49**, 955 (1994).
[15] K. I. Blomqvist et al., Phys. Lett. B. **344**, 85 (1995).
[16] J. M. Udías, P. Sarriguren, E. Moya de Guerra, E. Garrido, and J. A. Caballero, Phys. Rev. C. **48**, 2731 (1993).
[17] E. Hummel and J. A. Tjon, Phys. Rev. C. **49**, 21 (1994).
[18] J. M. Udías, P. Sarriguren, E. Moya de Guerra, E. Garrido, and J. A. Caballero, Phys. Rev. C. **51**, 3246 (1995).
[19] J. A. Caballero, T. W. Donnelly, E. Moya de Guerra, and J. M. Udías, Nucl. Phys. **A643**, 189 (1998).
[20] J. M. Udías, J. A. Caballero, E. Moya de Guerra, J. E. Amaro, and T. W. Donnelly, Phys. Rev. Lett. **83**, 5451 (1999).
[21] J. M. Udías and J. R. Vignote, Phys. Rev. C. **62**, 034302 (2000).
[22] R. Lourie et al., Phys. Rev. Lett. **56**, 2364 (1986).
[23] P. E. Ulmer et al., Phys. Rev. Lett. **59**, 2259 (1987).
[24] L. B. Weinstein et al., Phys. Rev. Lett. **64**, 1646 (1990).
[25] M. Holtrop et al., Phys. Rev. C. **58**, 3205 (1998).
[26] J. H. Morrison et al., Phys. Rev. C. **59**, 221 (1999).
[27] J. B. J. M. Lanen et al., Phys. Rev. Lett. **64**, 2250 (1990).
[28] G. van der Steenhoven et al., Nucl. Phys. **A480**, 547 (1988).
[29] D. Dutta et al., Phys. Rev. C. **61**, 061602(R) (2000).
[30] D. Dutta, Ph. D. thesis, Northwestern University (1999), see also nucl-ex/0305005.
[31] T. Takaki, Phys. Rev. C. **39**, 359 (1989).
[32] J. Ryckebusch et al., Nucl. Phys. **A624**, 581 (1997).
[33] A. Gil, J. Nieves, and E. Oset, Nucl. Phys. **A627**, 599 (1997).
[34] A. Saha, W. Bertozzi, R. W. Lourie, and L. B. Weinstein, Experiment Proposal E89-003, Jefferson Laboratory (1989), see also `http://www.jlab.org/exp_prog/experiments/summaries/`.
[35] K. G. Fissum et al., MIT-LNS Internal Report 2/97, Massachusetts Institute of Technology (1997), see also `http://www.jlab.org/~fissum/e89003.html`.
[36] `http://hallaweb.jlab.org/`.
[37] `http://www.jlab.org/`.
[38] J. Alcorn et al., submitted to Nucl. Instrum. Methods Phys. Res. Sect. A.
[39] J. Gao et al., MIT-LNS Internal Report 4/98, Massachusetts Institute of Technology (1998), see also `http://www.jlab.org/~fissum/e89003/learned/e89003-beamdel.ps.gz`.
[40] *Hall A Operations Manual* (2001), see also `http://hallaweb.jlab.org/document/OPMAN/index.html`.
[41] K. B. Unser, IEEE Trans. Nuc. Sci. **16**, 934 (1969).
[42] K. B. Unser, IEEE Trans. Nuc. Sci. **28**, 2344 (1981).
[43] *Proceedings of the IEEE Particle Accelerator Conference in Chicago, Illinois* (1989).
[44] P. E. Ulmer, Internal Report to the E89-003 Collaboration, Old Dominion University (1998), see also `http://www.jlab.org/~fissum/e89003/learned/e89003-charge.ps.gz`.
[45] W. Barry et al., Technical Memorandum JLAB-TN-90-246, Jefferson Laboratory (1990).
[46] W. Barry et al., Technical Memorandum JLAB-TN-91-087, Jefferson Laboratory (1991).
[47] `http://www.aps.anl.gov/epics`.
[48] C. K. Sinclair, Technical Memorandum JLAB-TN-92-064, Jefferson Laboratory (1992).
[49] F. Garibaldi et al., Nucl. Instrum. Methods Phys. Res. Sect. A **314**, 1 (1992).
[50] `http://hallaweb.jlab.org/equipment/high_resol.html`.
[51] N. Liyanage et al., MIT-LNS Internal Report 5/98, Massachusetts Institute of Technology (1998), see also `http://www.jlab.org/~fissum/e89003/learned/e89003-optics.ps.gz`.
[52] M. Liang, Technical Memorandum JLAB-TN-99-029, Jefferson Laboratory (1998), see also `http://www.jlab.org/~fissum/e89003/learned/survey_summary.ps.gz`.
[53] `http://hallaweb.jlab.org/equipment/detectors/detectors.html`; `http://hallaweb.jlab.org/equipment/detectors/trig.html`.
[54] K. G. Fissum et al., Nucl. Instrum. Methods Phys. Res. Sect. A **474**, 108 (2001).
[55] K. G. Fissum et al., Technical Memorandum JLAB-TN-00-016, Jefferson Laboratory (2000), see also `http://www.jlab.org/~fissum/vdcs.html`.
[56] M. Iodice et al., Nucl. Instrum. Methods Phys. Res. Sect. A **411**, 223 (1998), see also `http://hallaweb.jlab.org/equipment/detectors/gas.html`.
[57] `http://hallaweb.jlab.org/equipment/acquisition.html`.
[58] `http://coda.jlab.org/`.
[59] `http://hallaweb.jlab.org/equipment/daq/dplot.html`.
[60] `http://pierre.mit.edu/compserv/abacus/`.
[61] `http://hallaweb.jlab.org/espace/index.html`.
[62] J. Gao, Ph.D. thesis, Massachusetts Institute of Technology (1999).
[63] N. Liyanage, Ph.D. thesis, Massachusetts Institute of Technology (1999).
[64] R. Owens, Nucl. Instrum. Methods Phys. Res. Sect. A **288**, 574 (1990).
[65] H. Baghaei, Ph.D. thesis, Massachusetts Institute of Technology (1988).
[66] G. G. Simon, C. Schmitt, F. Borkowski, and V. H. Walther, Nucl. Phys. **A333**, 381 (1980).
[67] L. E. Price et al., Phys. Rev. D. **4**, 45 (1971).
[68] `http://www.jlab.org/~mliang/deadtime_cor/`.
[69] E. Quint, Ph.D. thesis, University of Amsterdam (1998).
[70] R. Florizone, Ph.D. thesis, Massachusetts Institute of Technology (1999).
[71] E. Borie and D. Drechsel, Nucl. Phys. **A167**, 369 (1971).
[72] J. Templon, C. E. Vallidis, R. E. J. Florizone, and A. J. Sarty, Phys. Rev. C. **61**, 014607 (2000).
[73] `http://www.physics.odu.edu/~ulmer/mceep/mceep.html`.
[74] A. S. Raskin and T. W. Donnelly, Ann. Phys. **191**, 78 (1989).
[75] M. N. Rosenbluth, Phys. Rev. **79**, 615 (1950).
[76] K. G. Fissum and P. E. Ulmer, Technical Memoran-

dum JLAB-TN-02-015, Jefferson Laboratory (2002), see also http://www.jlab.org/~fissum/e89003/learned/e89003_sysun_us.ps.gz.

[77] M. Traini, S. Turck-Chièze, and A. Zghiche, Phys. Rev. C. **38**, 2799 (1988).

[78] J. M. Udías, Ph. D. thesis, Universidad Autonoma de Madrid (1993).

[79] J. P. McDermott, Phys. Rev. Lett. **65**, 1991 (1990).

[80] Y. Jin, D. S. Onley, and L. E. Wright, Phys. Rev. C **45**, 1311 (1992).

[81] M. Hedayati-Poor, J. I. Johansson, and H. S. Sherif, Phys. Rev. C. **51**, 2044 (1995).

[82] J. J. Kelly, Phys. Rev. C. **60**, 044609 (1999).

[83] L. L. Schiff, Phys. Rev. **103**, 443 (1956).

[84] C. Giusti and F. D. Pacati, Nucl. Phys. **A473**, 717 (1987).

[85] J. A. Caballero, T. W. Donnelly, E. Moya de Guerra, and J. M. Udías, Nucl. Phys. **A632**, 323 (1998).

[86] T. de Forest Jr., Nucl. Phys. **A392**, 232 (1983).

[87] C. R. Chinn and A. Picklesimer, Il Nuovo Cimento **105A**, 1149 (1992).

[88] J. J. Kelly, http://www.physics.umd.edu/enp/jjkelly/LEA.

[89] A. Meucci, C. Giusti, and F. D. Pacati, Phys. Rev. C. **64**, 014604 (2001).

[90] S. boffi, C. Giusti, and F. D. Pacati, Il Nuovo Cimento **98A**, 291 (1987).

[91] Y. Jin and D. S. Onley, Phys. Rev. C. **50**, 377 (1994).

[92] J. J. Kelly, Phys. Rev. C. **59**, 3256 (1999).

[93] M. C. Martínez, J. A. Caballero, and T. W. Donnelly, Nucl. Phys. **A707**, 83 (2002).

[94] J. J. Kelly, Internal Report to the E89-003 Collaboration, University of Maryland (2003), see also http://www.jlab.org/~fissum/e89003/publications/comparison.ps.gz.

[95] D. Debruyne, J. Ryckebusch, W. V. Nespen, and S. Janssen, Phys. Rev. C. **62**, 024611 (2000).

[96] D. Debruyne and J. Ryckebusch, Nucl. Phys. **A699**, 65 (2002).

[97] D. Debruyne, J. Ryckebusch, S. Janssen, and T. V. Cauteren, Phys. Lett. **B527**, 67 (2002).

[98] J. Ryckebusch, D. Debruyne, P. Lava, and S. Janssen, Nucl. Phys. A (in print), see also nucl-th/0305066.

[99] K. Hagiwara et al., Phys. Rev. D. **66**, 01001 (2002).

[100] J. Ryckebusch and D. Debruyne, Internal Report to the E89-003 Collaboration, Ghent University (2002), see also http://www.jlab.org/~fissum/e89003/publications/gentcal.ps.gz.

[101] R. J. Furnstahl, B. D. Serot, and H.-B. Tang, Nucl. Phys. **A615**, 441 (1997).

[102] J. Gao et al., Phys. Rev. Lett. **84**, 3265 (2000).

[103] N. Liyanage et al., Phys. Rev. Lett. **86**, 5670 (2001).

[104] J. J. Kelly, Internal Report to the E89-003 Collaboration, University of Maryland (2002), see also http://www.jlab.org/~fissum/e89003/publications/survey.ps.gz.

[105] J. M. Udías and J. R. Vignote, Internal Report to the E89-003 Collaboration, Universidad Complutense de Madrid (2001), see also http://www.jlab.org/~fissum/e89003/publications/udvig89003f.ps.gz.

[106] P. Mergell, U. G. Meiβner, and D. Dreschsel, Nucl. Phys. **A596**, 367 (1996).

[107] C. Horowitz and B. Serot, Nucl. Phys. **A368**, 503 (1986).

[108] C. J. Horowitz, D. P. Murdock, and B. D. Serot, *Computational Nuclear Physics* (Springer, Berlin, 1991).

[109] M. M. Sharma, M. A. Nagarajan, and P. Ring, Phys. Lett. B. **312**, 377 (1993).

[110] J. M. Udías et al., Phys. Rev. C. **64**, 024614 (2001), see also nucl-th/0101038.

[111] E. D. Cooper, S. Hama, B. C. Clark, and R. L. Mercer, Phys. Rev. C. **47**, 297 (1993).

[112] J. A. McNeil, L. Ray, and S. J. Wallace, Phys. Rev. C. **27**, 2123 (1983).

[113] C. J. Horowitz, Phys. Rev. C. **31**, 1340 (1985).

[114] D. P. Murdock, Phys. Rev. C. **35**, 1442 (1987).

[115] M. Gari and W. Krümplemann, Z. Phys. A. **322**, 689 (1985).

[116] D. H. Lu, A. W. Thomas, K. Tsushima, A. G. Williams, and K. Saito, Phys. Lett. B. **417**, 217 (1998).

[117] D. H. Lu, K. Tsushima, A. W. Thomas, A. G. Williams, and K. Saito, Phys. Rev. C. **60**, 068201 (1999).

[118] A. Saha, W. Bertozzi, L. B. Weinstein, and K. G. Fissum, Experiment Proposal E00-102, Jefferson Laboratory (2000), see also http://www.jlab.org/exp_prog/experiments/summaries/ and http://www.jlab.org/~fissum/e00102/e00102.html.

[119] J. E. Amaro, A. M. Lallena, and J. A. Caballero, Phys. Rev. C. **60**, 014602 (1999).

[120] J. E. Amaro, M. B. Barbaro, J. A. Caballero, and F. K. Tabatabaei, Phys. Rev. C. **68**, 014604 (2003).

[121] J. Ryckebusch, D. Debruyne, W. Van Nespen, and S. Janssen, Phys. Rev. C. **60**, 034604 (1999).

[122] J. Ryckebusch, Phys. Rev. C. **64**, 044607 (2001).

[123] J. Ryckebusch, K. Heyde, L. Machenil, D. Ryckbosch, M. Vanderhaeghen, and M. Waroquier, Phys. Rev. C. **46**, R829 (1992).

[124] S. Janssen et al., Nucl. Phys. **A672**, 285 (2000).

[125] Kinematically, an electron scattered through angle θ_e transfers momentum $\boldsymbol{q}$ and energy ω with $Q^2 = \boldsymbol{q}^2 - \omega^2$. The ejected proton has mass m_p, momentum $\boldsymbol{p}_p$, energy E_p, and kinetic energy T_p. In QE kinematics, $\omega \approx Q^2/2m_p$. The cross section is typically measured as a function of missing energy $E_{\rm miss} = \omega - T_p - T_B$ and missing momentum $P_{\rm miss} = |\boldsymbol{q} - \boldsymbol{p}_p|$. T_B is the kinetic energy of the residual nucleus. The lab polar angle between the ejected proton and virtual photon is θ_{pq} and the azimuthal angle is ϕ. $\theta_{pq} > 0^\circ$ corresponds to $\phi = 180^\circ$, $\theta_p > \theta_q$, and $+P_{\rm miss}$. $\theta_{pq} < 0^\circ$ corresponds to $\phi = 0^\circ$, $\theta_p < \theta_q$, and $-P_{\rm miss}$.

[126] In the one-photon exchange approximation, the unpolarized $(e, e'p)$ cross section can be expressed as the sum of four independent response functions: R_L (longitudinal), R_T (transverse), R_{LT} (longitudinal-transverse interference, and R_{TT} (transverse-transverse interference). See also Equation (4).

[127] In the Non-relativistic Plane-Wave Impulse Approximation (NRPWIA), the transverse amplitude in the R_{LT} response is uniquely determined by the convection current. At higher Q^2, it is well-known that the convection current yields small matrix elements. As a result, the NRIA contributions which dominate R_L and R_T are suppressed in R_{LT} (and thus A_{LT}). Hence, these observables are particularly sensitive to any mechanisms beyond the IA, such as channel coupling and relativistic and two-body current mechanisms [100].

[128] $A_{LT} \equiv \frac{\sigma(\phi=0^\circ)-\sigma(\phi=180^\circ)}{\sigma(\phi=0^\circ)+\sigma(\phi=180^\circ)}$. A_{LT} is a particularly useful

quantity for experimentalists because it is systematically much less challenging to extract than either an absolute cross section or a response function.

[129] s-shell nucleons are generally knocked out from high-density regions of the target nucleus. In these high-density regions, the IA is expected to be less valid than for knockout from the valence p-shell states lying near the surface. In this region of "less-valid" IA, sizeable contributions to the s-shell cross sections arise from two-nucleon current contributions stemming from Meson-Exchange Currents (MEC) and Intermediate $\Delta(1232)$-Isobar Creation (IC). In addition to affecting the single-nucleon knockout cross sections, the two-nucleon currents can result in substantial multi-nucleon knockout contributions to the higher $E_{\rm miss}$ continuum cross sections [100].

[130] The transverse-longitudinal difference is $S_T - S_L$, where $S_X = \sigma_{\rm Mott} V_X R_X / \sigma_X^{ep}$, and $X \epsilon \{T, L\}$. σ_X^{ep} represents components of the off-shell ep cross section and may be calculated using the CCX prescriptions of deForest [86].

[131] When necessary, the differential dependencies of the measured cross sections were changed to match those employed in the theoretical calculations. The pristine detection volume $\Delta V_b(E_{\rm miss}, P_{\rm miss}, \omega, Q^2)$ was changed to a weighted detection volume by weighting each of the trials with the appropriate Jacobian(s).

[132] The difference between cross sections averaged over the spectrometer acceptances and calculated for a small region of the central kinematics was no more than 1%. Thus, the finite acceptance of the spectrometers was not an issue.

[133] This Jacobian is given by $\frac{\partial E_{\rm miss}}{\partial p_p} = \frac{p_p}{E_p} + \frac{\boldsymbol{p}_p \cdot \boldsymbol{p}_B}{p_p E_B}$, where $E_B = \sqrt{\boldsymbol{p}_B^2 + m_B^2}$.

[134] The kinematic factor $K = \frac{p_p E_p}{8\pi^3}$, while $\sigma_{\rm Mott} = \frac{\alpha^2 \cos^2(\theta_e/2)}{4\varepsilon_i^2 \sin^4(\theta_e/2)}$. The dimensionless kinematic factors are as follows: $v_L = \frac{Q^4}{\boldsymbol{q}^4}$, $v_T = \frac{Q^2}{2\boldsymbol{q}^2} + \tan^2(\theta_e/2)$, $v_{LT} = \frac{Q^2}{\boldsymbol{q}^2}\sqrt{\frac{Q^2}{\boldsymbol{q}^2} + \tan^2(\theta_e/2)}$, and $v_{TT} = \frac{Q^2}{2\boldsymbol{q}^2}$. The five-fold differential cross sections $\frac{d^5\sigma}{d\omega\ d\Omega_e\ d\Omega_p}$ for proton removal from the $1p$-shell result from integrating over the appropriate bound-state region of $E_{\rm miss}$ and decompose in a similiar manner save for an additional multiplicative recoil factor given by Equation (7), which adjusts the nuclear phase space for the missing energy constraint.

[135] The accuracy of the response function separation depends on precisely matching the values of q and ω at each of the different kinematic settings. This precise matching was achieved by measuring ^{1}H(e, ep) with a pinhole collimator placed in front of the HRS$_e$. The proton momentum was thus q. The ^{1}H(e, ep) proton momentum peak was determined to $\Delta p/p = 1.5 \times 10^{-4}$, which allowed for an identical matching of $\Delta q/q$ between the different kinematic settings.

[136] $R_{L+TT} \equiv R_L + \frac{V_{TT}}{V_L} R_{TT}$

[137] The nucleon current was calculated using a fully relativistic operator, and the wave functions were four-component spinor solutions of the Dirac equation including scalar and vector potentials.

[138] Strictly speaking, the longitudinal response function R_L could not be separated from the perpendicular kinematics data. However, since both Kelly and Udías *et al.* calculate the term $\frac{v_{TT}}{v_L} R_{TT}$ to be $< 10\%$ of R_{L+TT} in these kinematics, R_L and R_{L+TT} responses are both presented on the same plot.

[139] The quantity y (which is the minimum value of the initial momentum of the nucleon) is generally used to label non-QE kinematics. According to Kelly [2], $y = -\frac{\boldsymbol{q}}{2} + \frac{m_p \omega}{\boldsymbol{q}}\sqrt{\frac{\boldsymbol{q}^2}{Q^2}(1 + \frac{Q^2}{4m_p^2})} = 0.22$ for these kinematics. $y = 0$ for QE kinematics.