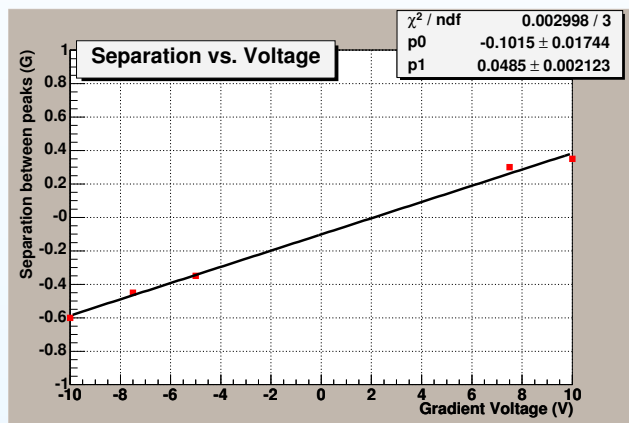


The Polarized ^3He Target Collaboration Meeting
*Optics/Lasers, EPR and Magnetic Field Direction
Measurements*

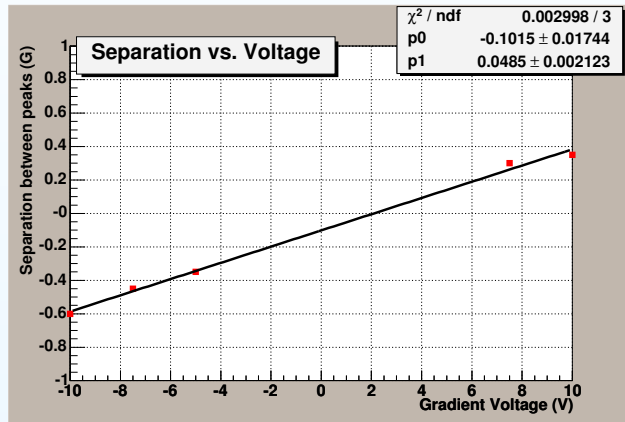
Ameya Kolarkar

NMR Double Peak Investigation - Problem Identified

- Applied various “positive” magnetic field gradient ...

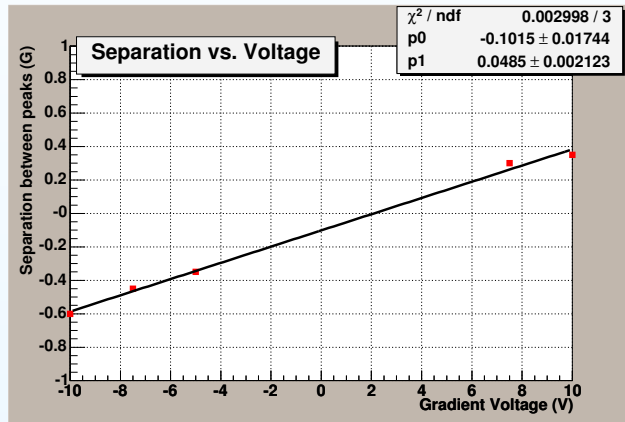


NMR Double Peak Investigation - Problem Identified



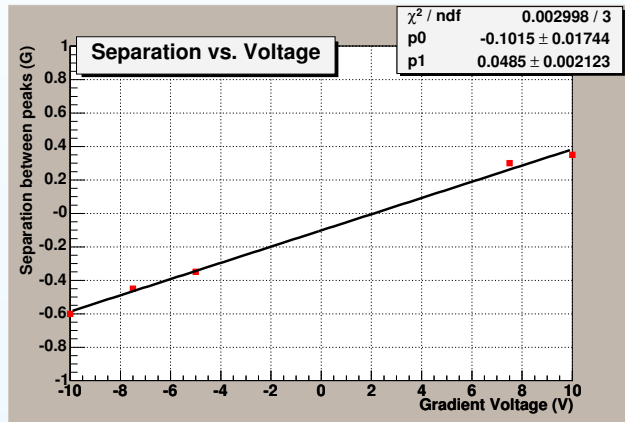
- Applied various “positive” magnetic field gradient ...
- Measured separation of satellite peak from main peak

NMR Double Peak Investigation - Problem Identified



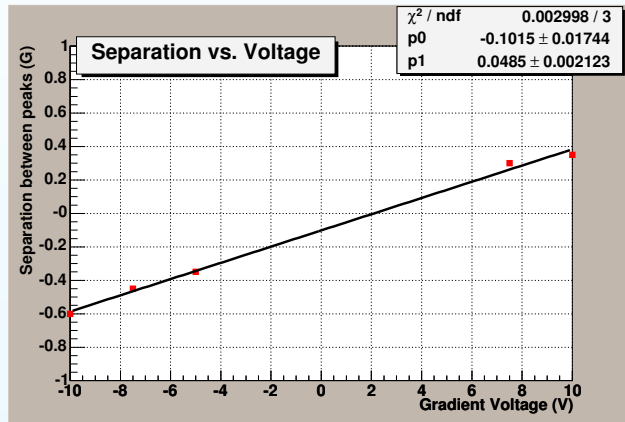
- Applied various “positive” magnetic field gradient ...
- Measured separation of satellite peak from main peak
- Did the same with “negative” gradients

NMR Double Peak Investigation - Problem Identified



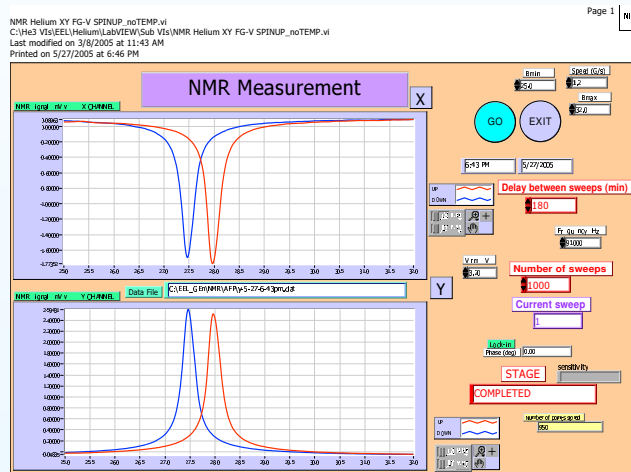
- Applied various “positive” magnetic field gradient ...
- Measured separation of satellite peak from main peak
- Did the same with “negative” gradients
- Plotted separation vs. applied gradient voltage

NMR Double Peak Investigation - Problem Identified



- Applied various “positive” magnetic field gradient ...
- Measured separation of satellite peak from main peak
- Did the same with “negative” gradients
- Plotted separation vs. applied gradient voltage
- Got the value where separation is zero (+2.093V)

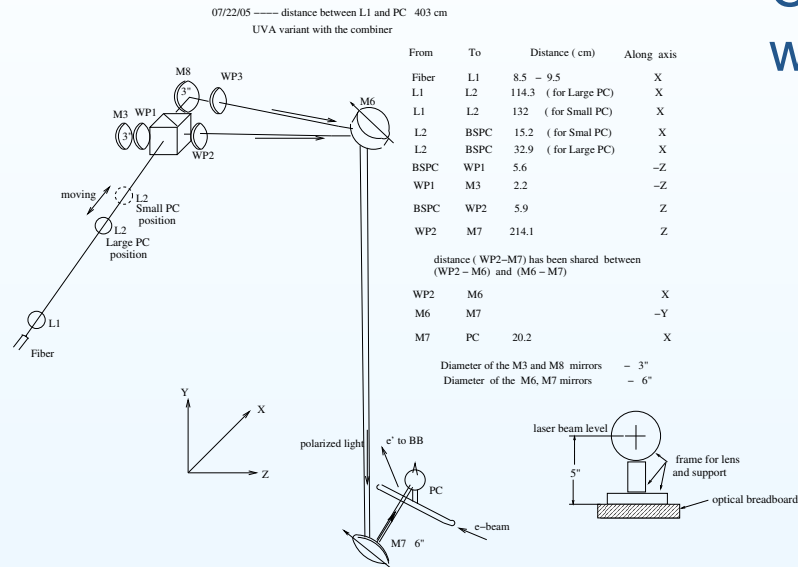
NMR Double Peak Investigation - Problem Identified



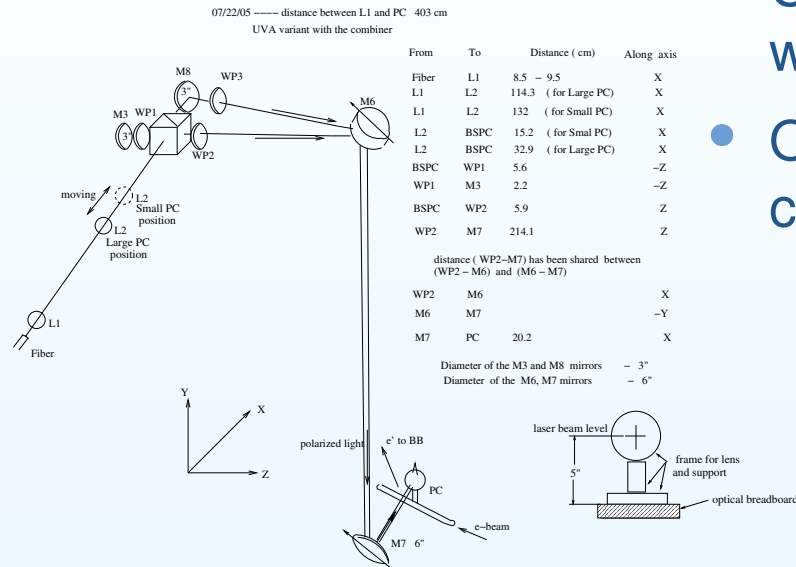
- Applied various “positive” magnetic field gradient ...
- Measured separation of satellite peak from main peak
- Did the same with “negative” gradients
- Plotted separation vs. applied gradient voltage
- Got the value where separation is zero (+2.093V)
- Single Peak !!!

Optics in the new target lab

- Currently, one laser in the new lab - working towards Aug 1 milestone.

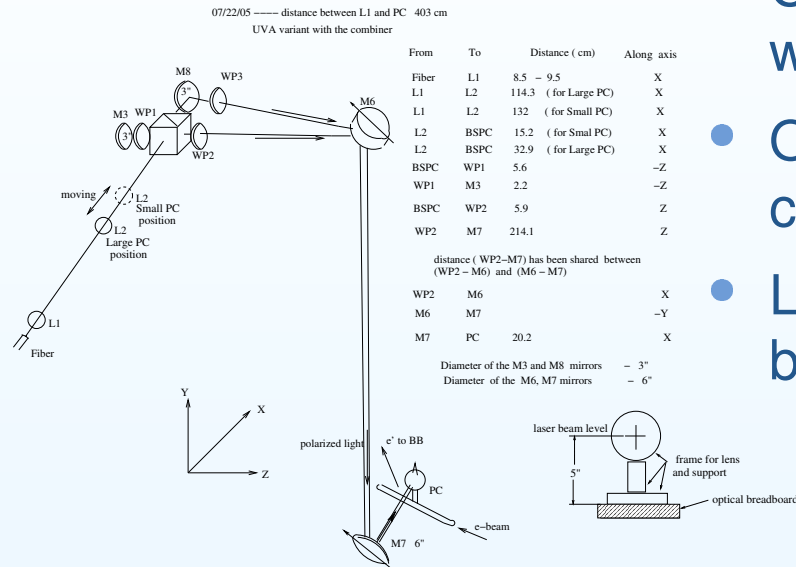


Optics in the new target lab



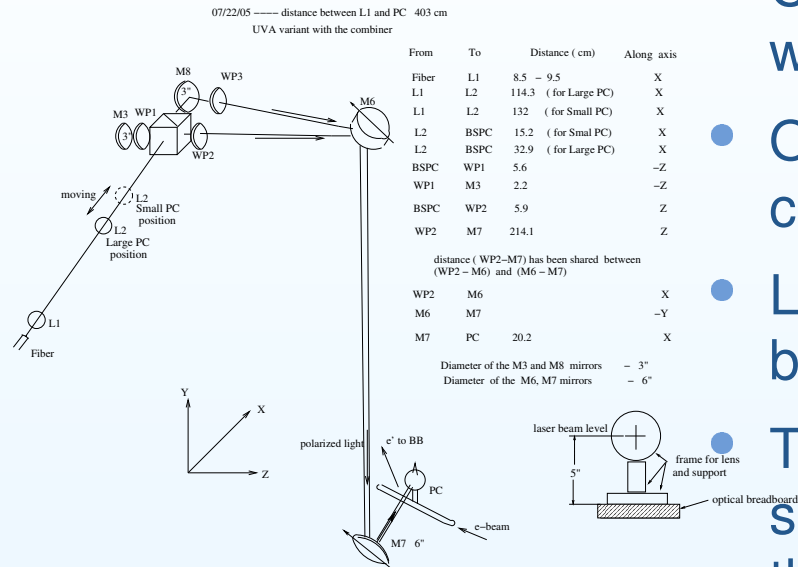
- Currently, one laser in the new lab - working towards Aug 1 milestone.
- Optics setup with one beam going to the cell. Small optics used.

Optics in the new target lab



- Currently, one laser in the new lab - working towards Aug 1 milestone.
- Optics setup with one beam going to the cell. Small optics used.
- Laser interlocks in place, new interlock box should be ready next week.

Optics in the new target lab



- Currently, one laser in the new lab - working towards Aug 1 milestone.
- Optics setup with one beam going to the cell. Small optics used.
- Laser interlocks in place, new interlock box should be ready next week.
- The new (and probably final) optics design is as shown on the left. Shall order the necessary parts and material today.

Optics in the old target lab

- Five-to-one combiner tests under way

Optics in the old target lab

- Five-to-one combiner tests under way
- New two-lens optics set up; shall pump the cell with the combiner soon. This is to compare the spin-up times and polarization losses during polarimetry measurements.

Optics in the old target lab

- Five-to-one combiner tests under way
- New two-lens optics set up; shall pump the cell with the combiner soon. This is to compare the spin-up times and polarization losses during polarimetry measurements.
- Laser fiber temperature interlock box configured and working; need to make RTDs; cooling required?

Optics in the old target lab

- Five-to-one combiner tests under way
- New two-lens optics set up; shall pump the cell with the combiner soon. This is to compare the spin-up times and polarization losses during polarimetry measurements.
- Laser fiber temperature interlock box configured and working; need to make RTDs; cooling required?
- 2 lasers repaired (diodes replaced); another one to be sent back for repairs

EPR

- It's possible to do EPR by exciting levels of either Rb or K. The final D_2 light detected, though, is that of Rb in both cases.

EPR

- It's possible to do EPR by exciting levels of either Rb or K. The final D_2 light detected, though, is that of Rb in both cases.
- Both ways have been successful. Tests in the new lab to begin soon.

EPR

- It's possible to do EPR by exciting levels of either Rb or K. The final D_2 light detected, though, is that of Rb in both cases.
- Both ways have been successful. Tests in the new lab to begin soon.
- Wolfgang to visit in August. Will help setup EPR and fine tune it.

EPR

- It's possible to do EPR by exciting levels of either Rb or K. The final D₂ light detected, though, is that of Rb in both cases.
- Both ways have been successful. Tests in the new lab to begin soon.
- Wolfgang to visit in August. Will help setup EPR and fine tune it.
- Maybe build another PI feedback box.

EPR

- It's possible to do EPR by exciting levels of either Rb or K. The final D_2 light detected, though, is that of Rb in both cases.
- Both ways have been successful. Tests in the new lab to begin soon.
- Wolfgang to visit in August. Will help setup EPR and fine tune it.
- Maybe build another PI feedback box.
- Everything else (filters, photodiodes, ...) is in stock.

Opto-magnetic Compass

- The opto-magnetic compass uses a soft iron rod mounted on a Fabry-Perot etalon to measure the magnetic field direction.

Opto-magnetic Compass

- The opto-magnetic compass uses a soft iron rod mounted on a Fabry-Perot etalon to measure the magnetic field direction.
- The compass mount on the magnet box is ready. Now to test the positioning reproducibility.

Opto-magnetic Compass

- The opto-magnetic compass uses a soft iron rod mounted on a Fabry-Perot etalon to measure the magnetic field direction.
- The compass mount on the magnet box is ready. Now to test the positioning reproducibility.
- Compressed air supply is now available. New legs installed

Opto-magnetic Compass

- The opto-magnetic compass uses a soft iron rod mounted on a Fabry-Perot etalon to measure the magnetic field direction.
- The compass mount on the magnet box is ready. Now to test the positioning reproducibility.
- Compressed air supply is now available. New legs installed
- Next, to align the mirrors of the etalon parallel to the FP cavity.

Opto-magnetic Compass

- The opto-magnetic compass uses a soft iron rod mounted on a Fabry-Perot etalon to measure the magnetic field direction.
- The compass mount on the magnet box is ready. Now to test the positioning reproducibility.
- Compressed air supply is now available. New legs installed
- Next, to align the mirrors of the etalon parallel to the FP cavity.
- Lastly, to mount the etalon on the compass system and measure the field direction.

Opto-magnetic Compass

- The opto-magnetic compass uses a soft iron rod mounted on a Fabry-Perot etalon to measure the magnetic field direction.
- The compass mount on the magnet box is ready. Now to test the positioning reproducibility.
- Compressed air supply is now available. New legs installed
- Next, to align the mirrors of the etalon parallel to the FP cavity.
- Lastly, to mount the etalon on the compass system and measure the field direction.
- For Hall installation, need to build mounts for the aiming laser and hold them at fixed (calculated) positions in the Hall.

Towards G_E^n

- Rates from the test run in January this year are in. Currently, scaling and calculating the rates for other runs (based on luminosity etc.)

Towards G_E^n

- Rates from the test run in January this year are in. Currently, scaling and calculating the rates for other runs (based on luminosity etc.)
- Also comparing the rates with simulations; do more simulations as necessary

Towards G_E^n

- Rates from the test run in January this year are in. Currently, scaling and calculating the rates for other runs (based on luminosity etc.)
- Also comparing the rates with simulations; do more simulations as necessary
- Scale to the ^3He target

Towards G_E^n

- Rates from the test run in January this year are in. Currently, scaling and calculating the rates for other runs (based on luminosity etc.)
- Also comparing the rates with simulations; do more simulations as necessary
- Scale to the ^3He target
- GEANT simulations by Xin for BigBite - extend to the Neutron Detector if possible without much time and effort.

Towards G_E^n

- Rates from the test run in January this year are in. Currently, scaling and calculating the rates for other runs (based on luminosity etc.)
- Also comparing the rates with simulations; do more simulations as necessary
- Scale to the ^3He target
- GEANT simulations by Xin for BigBite - extend to the Neutron Detector if possible without much time and effort.