

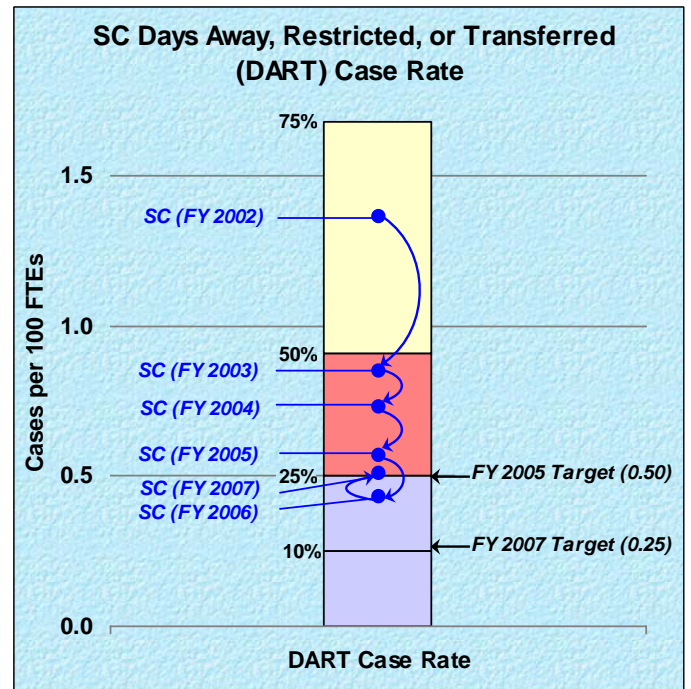
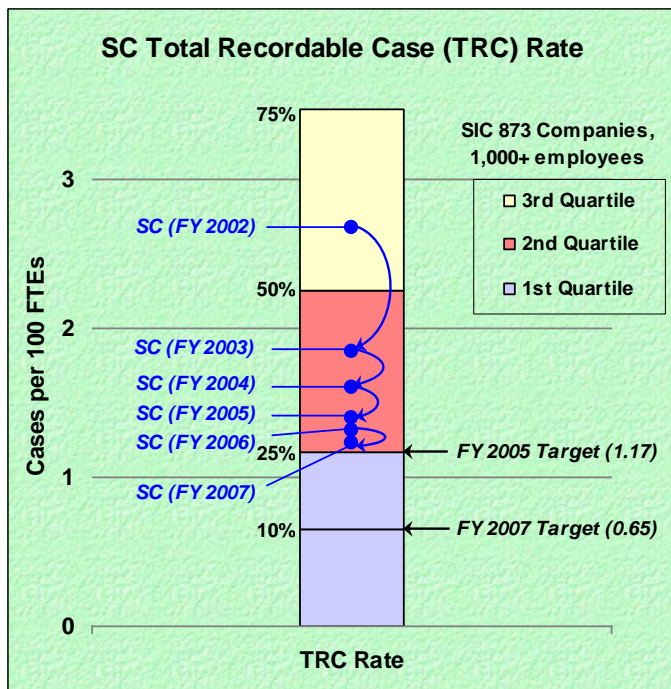
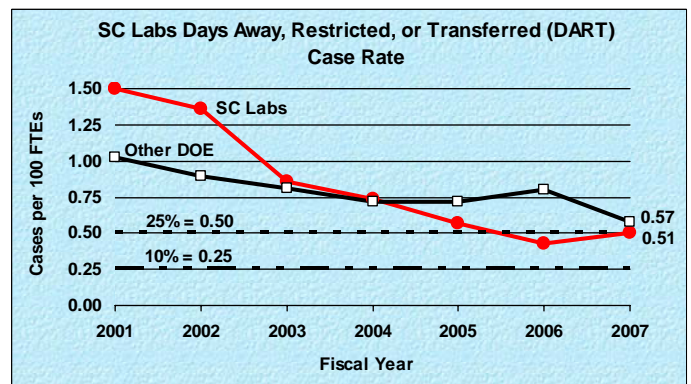
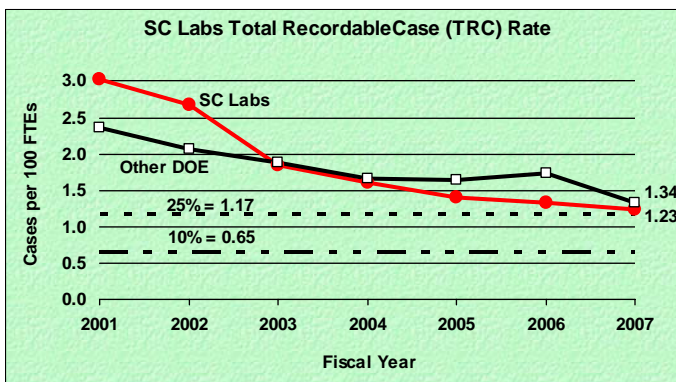
# Office of Science Injury Rate Reduction Performance for Fiscal Year 2007

## Total Recordable Case (TRC) Rate

- The SC complex had 267 cases through 4Q07.
- The SC TRC rate for FY 2007 (Oct. 2006-Sept. 2007) was 1.23, a seven percent decrease from the FY06 rate of 1.32.
- From FY02 to FY07, TRC cases decreased from 593 to 267, a 55 percent drop that reduced TRC injuries by 326.

## Days Away, Restricted, or Transferred (DART) Case Rate

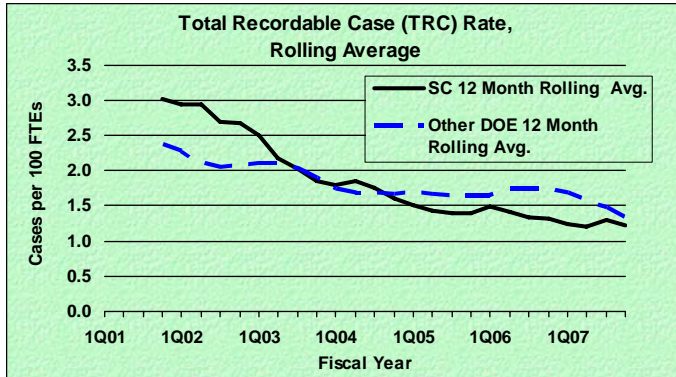
- The SC complex had 110 cases through 4Q07.
- The SC DART rate for FY 2007 (Oct. 2006-Sept. 2007) was 0.51, a 19 percent increase from the FY06 rate of 0.43.
- From FY02 to FY07, DART cases decreased from 301 to 110, a 63 percent drop that reduced DART injuries by 191.



## Office of Science Injury Rate Reduction Performance for Fiscal Year 2007, continued

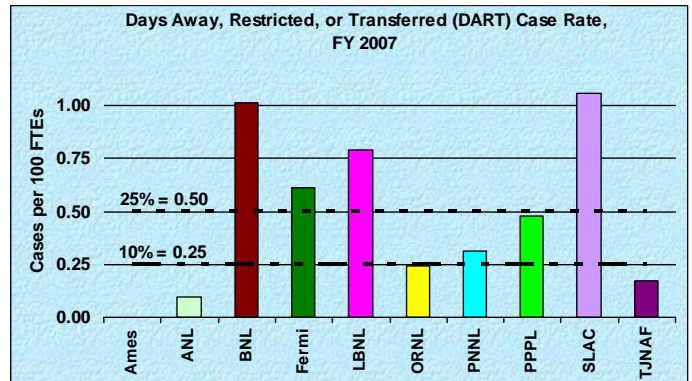
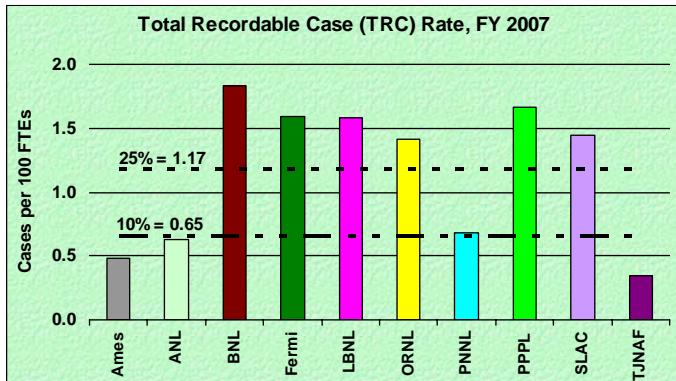
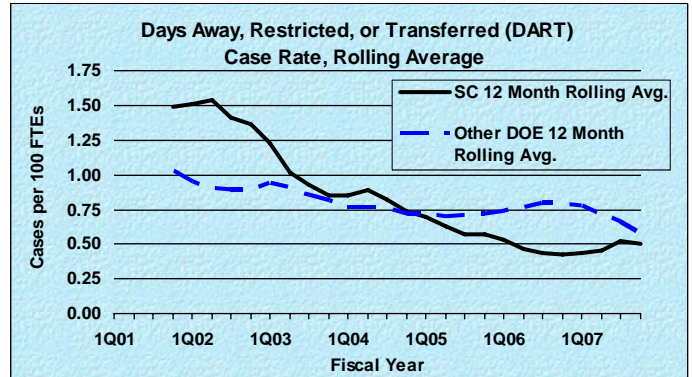
### Total Recordable Case (TRC) Rate

- The 12-month TRC rolling average shows a slight downward trend.



### Days Away, Restricted, or Transferred (DART) Case Rate

- The 12-month DART rolling average shows a slight upward trend.





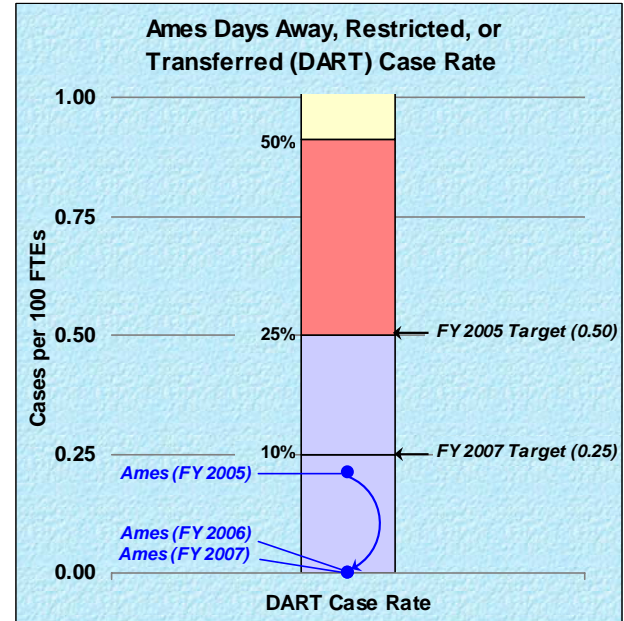
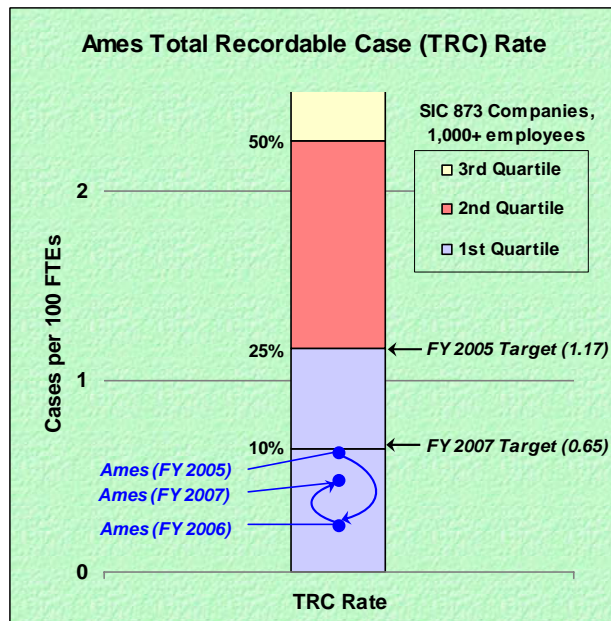
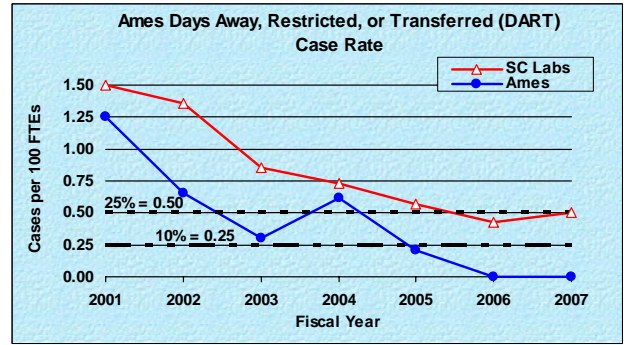
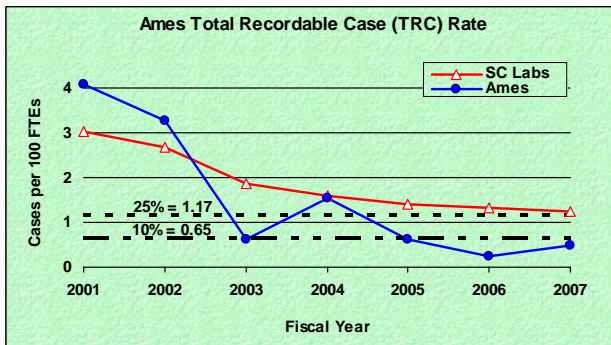
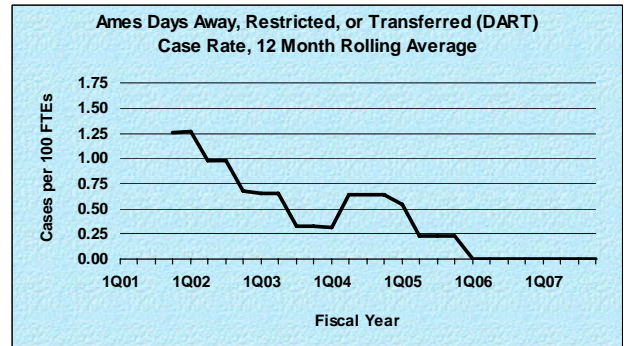
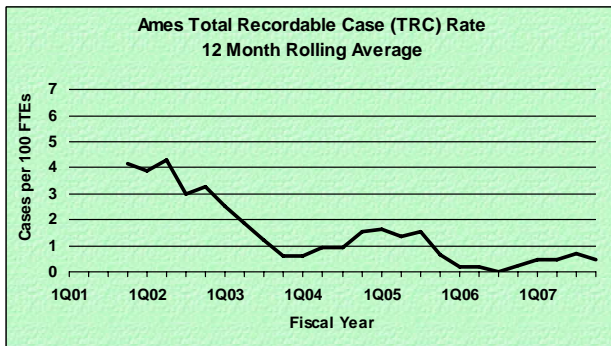
# Ames Laboratory Performance for Fiscal Year 2007

## Total Recordable Case (TRC) Rate

- Ames had zero TRC cases in 4Q07 (July-Sept. 2007).
- Ames had two TRC cases in FY 2007 (Oct. 2006-Sept. 2007), for a TRC rate of 0.48.
- The TRC FY07 target rate of 0.65 is the equivalent of three TRC cases for Ames.

## Days Away, Restricted, or Transferred (DART) Case Rate

- Ames had zero DART cases in 4Q07 (July-Sept. 2007).
- Ames had zero DART cases in FY 2007 (Oct. 2006-Sept. 2007).
- The DART FY07 target rate of 0.25 is the equivalent of one DART case for Ames.





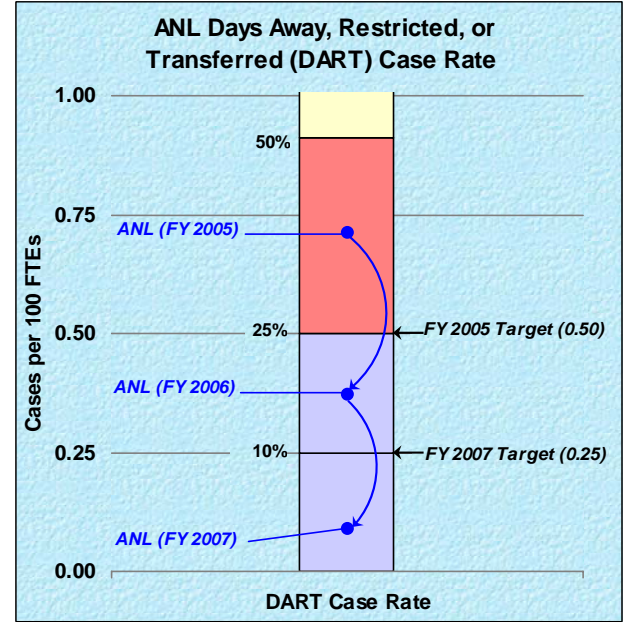
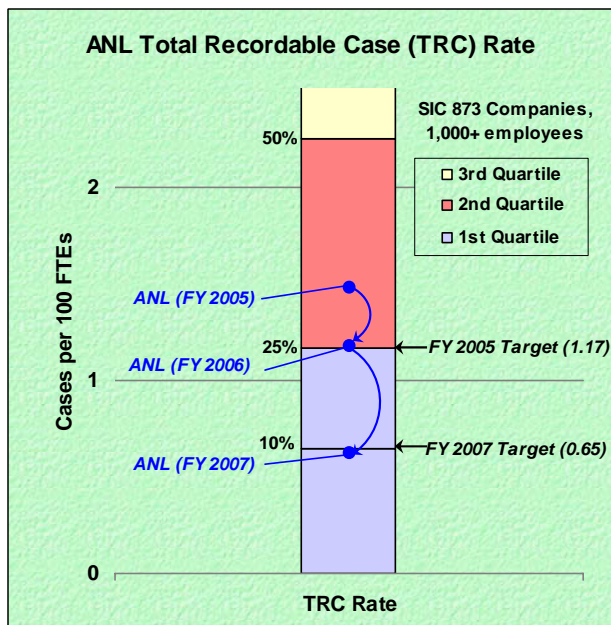
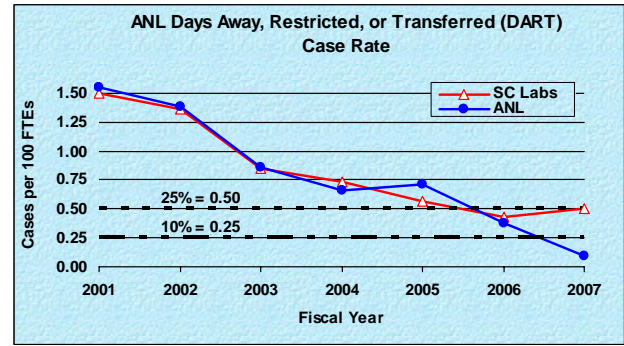
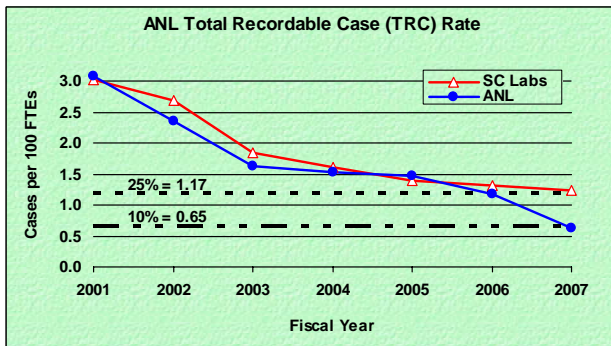
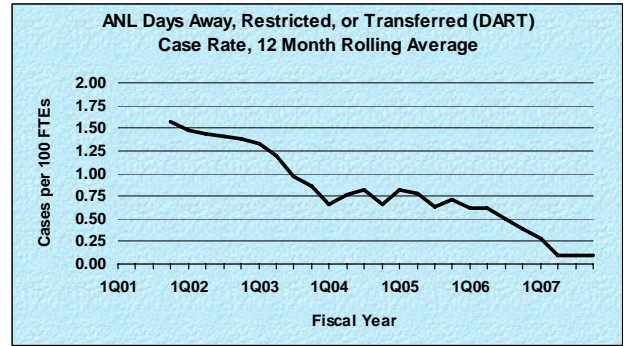
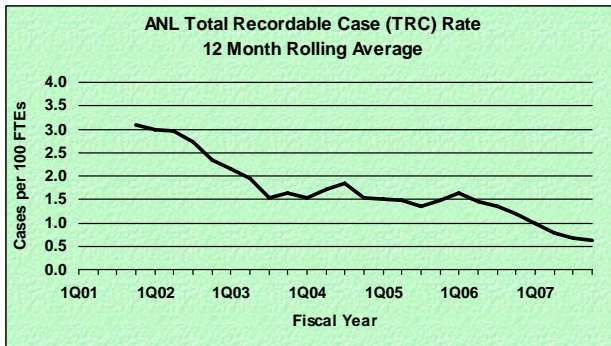
# Argonne National Laboratory Performance for Fiscal Year 2007

## Total Recordable Case (TRC) Rate

- ANL had five TRC cases in 4Q07 (July-Sept. 2007), for a TRC rate of 0.61.
- ANL had 20 TRC cases in FY 2007 (Oct. 2006-Sept. 2007), for a TRC rate of 0.62.
- The TRC FY07 target rate of 0.65 is the equivalent of 22 TRC cases for ANL.

## Days Away, Restricted, or Transferred (DART) Case Rate

- ANL had one DART case in 4Q07 (July-Sept. 2007), for a DART rate of 0.12.
- ANL had three DART cases in FY 2007 (Oct. 2006-Sept. 2007), for a rate of 0.09.
- The DART FY07 target rate of 0.25 is the equivalent of nine DART cases for ANL.





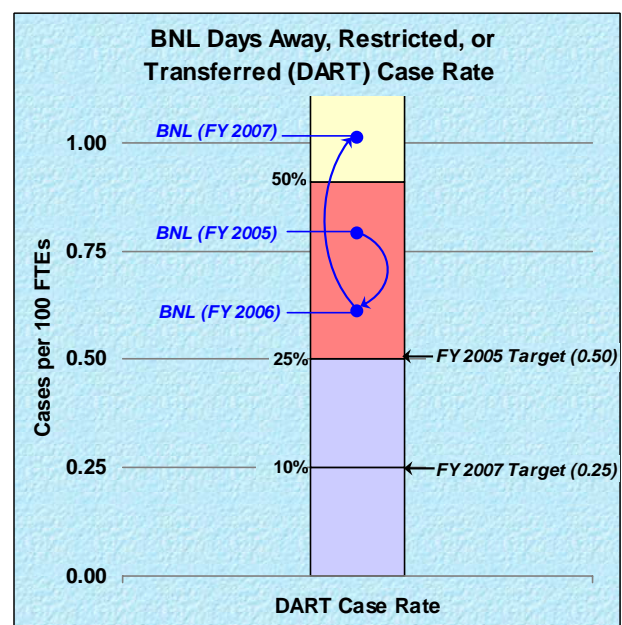
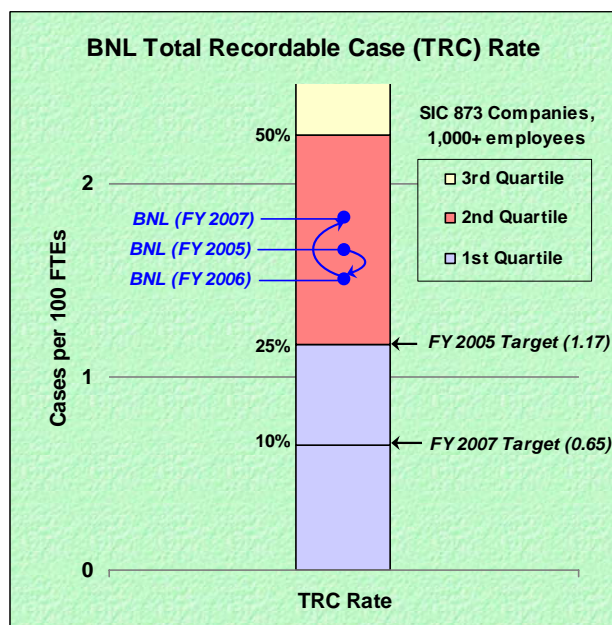
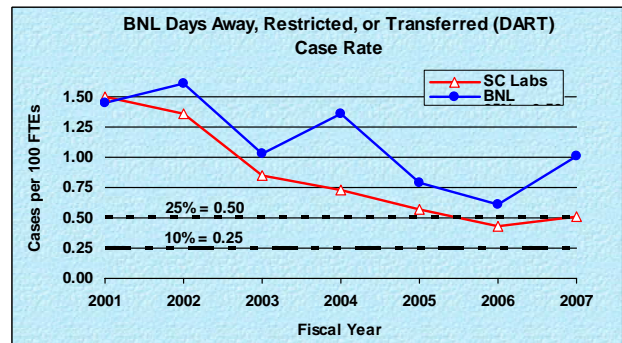
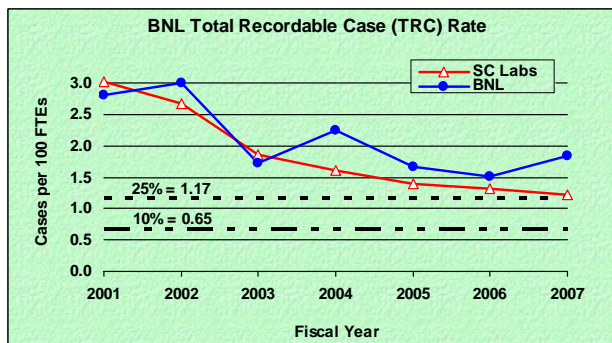
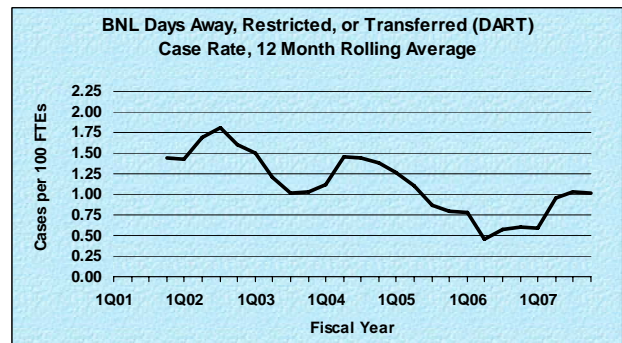
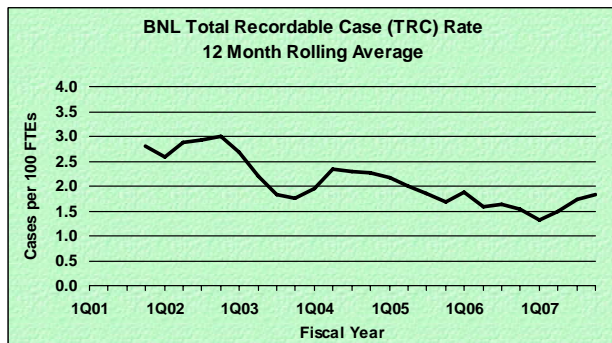
# Brookhaven National Laboratory Performance for Fiscal Year 2007

## Total Recordable Case (TRC) Rate

- BNL had 12 TRC cases in 4Q07 (July-Sept. 2007), for a TRC rate of 1.72.
- BNL had 47 TRC cases in FY 2007 (Oct. 2006-Sept. 2007), for a TRC rate of 1.83.
- The TRC FY07 target rate of 0.65 is the equivalent of 16 TRC cases for BNL.

## Days Away, Restricted, or Transferred (DART) Case Rate

- BNL had five DART cases in 4Q07 (July-Sept. 2007), for a DART rate of 0.72.
- BNL had 26 DART cases in FY 2007 (Oct. 2006-Sept. 2007), for a DART rate of 1.01.
- The DART FY07 target rate of 0.25 is the equivalent of six DART cases for BNL.





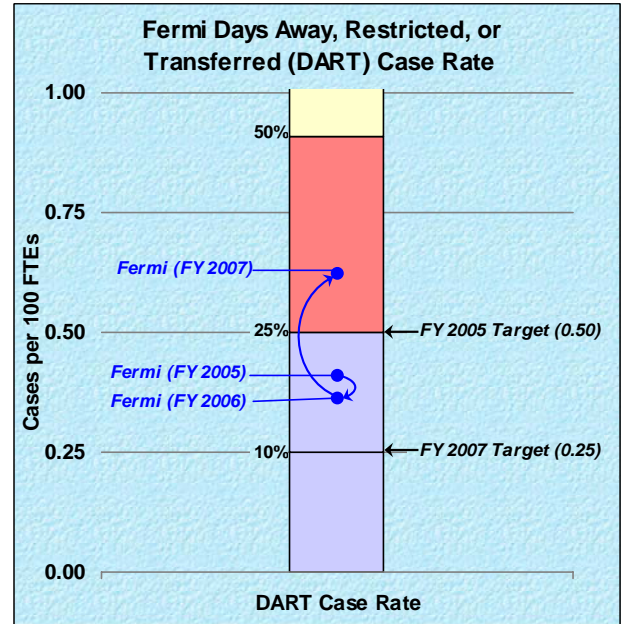
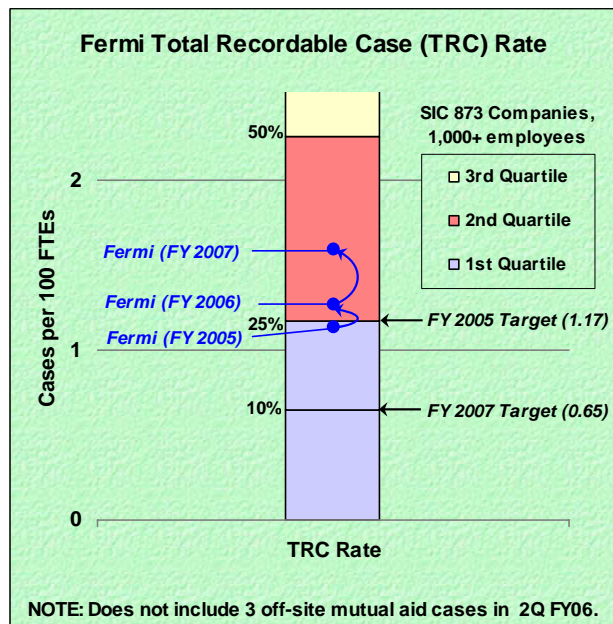
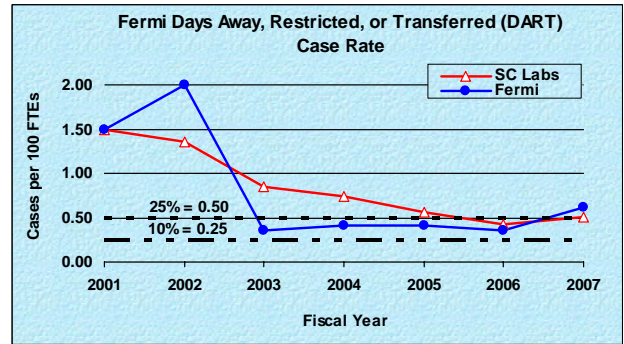
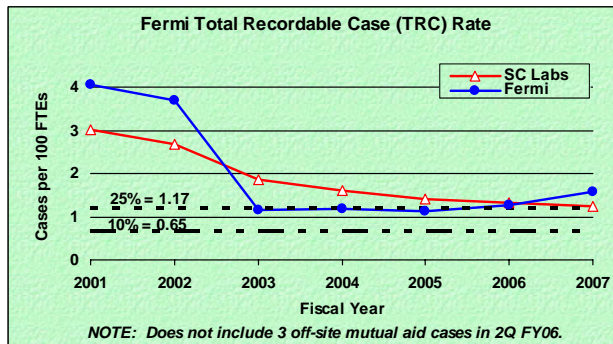
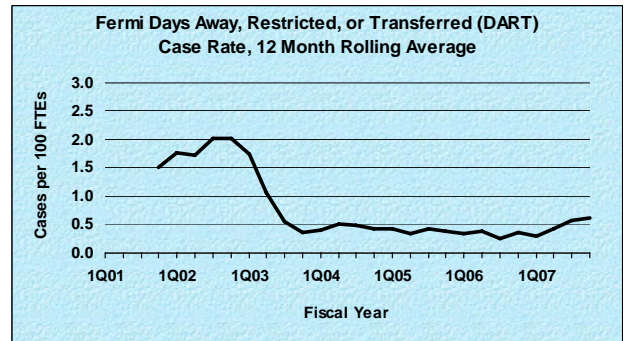
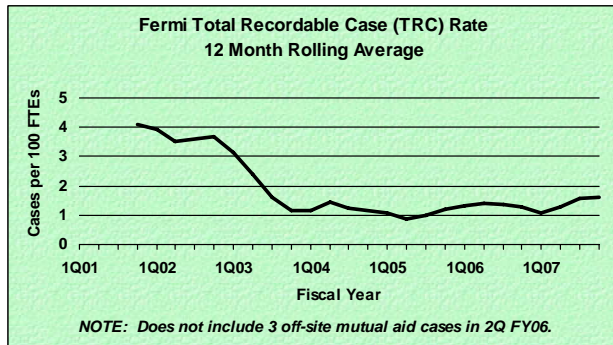
# Fermi National Accelerator Laboratory Performance for Fiscal Year 2007

## Total Recordable Case (TRC) Rate

- Fermilab had eight TRC cases in 4Q07 (July-Sept. 2007), for a TRC rate of 1.63.
- Fermilab had 31 TRC cases in FY 2007 (Oct. 2006-Sept. 2007), for a rate of 1.59.
- The TRC FY07 target rate of 0.65 is the equivalent of 13 TRC cases for Fermilab.

## Days Away, Restricted, or Transferred (DART) Case Rate

- Fermilab had three DART cases in 4Q07 (July-Sept. 2007), for a DART rate of 0.61.
- Fermilab had 12 DART cases in FY 2007 (Oct. 2006-Sept. 2007), for a rate of 0.62.
- The DART FY07 target rate of 0.25 is the equivalent of five DART cases for Fermilab.





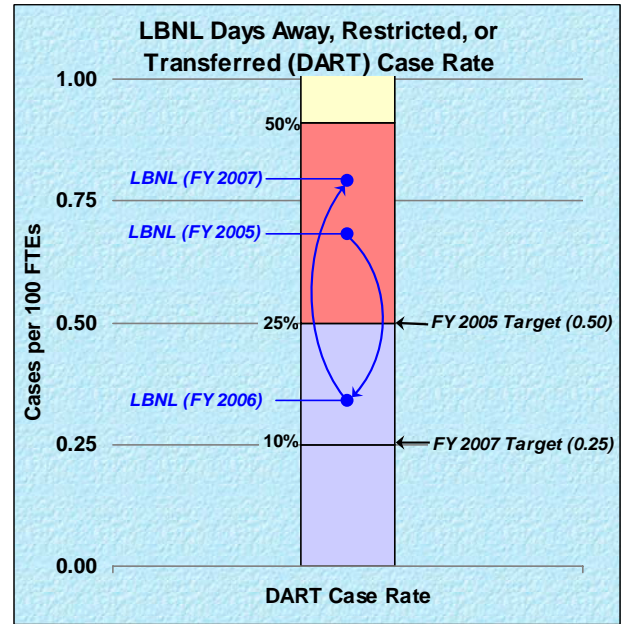
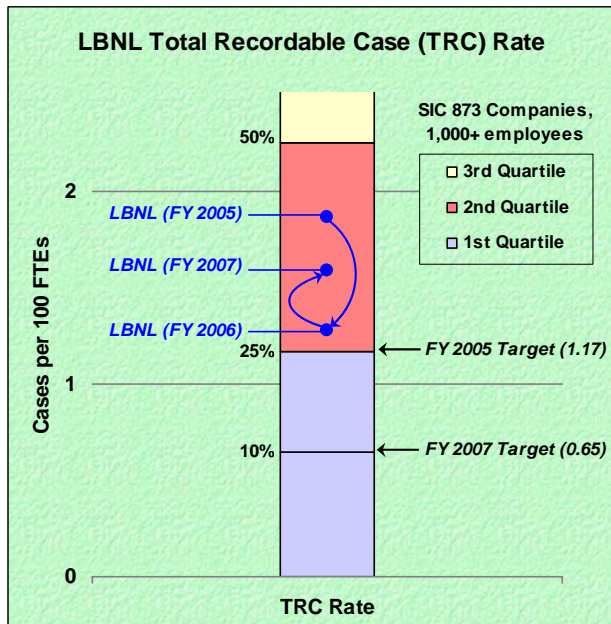
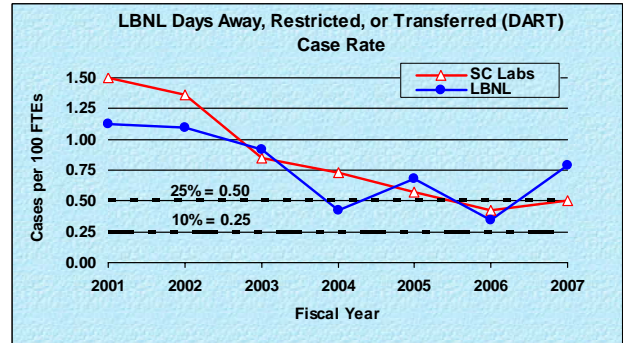
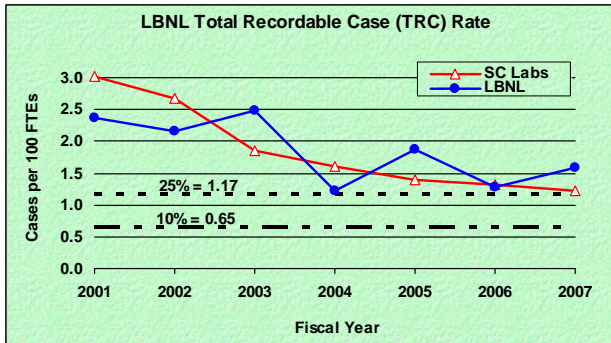
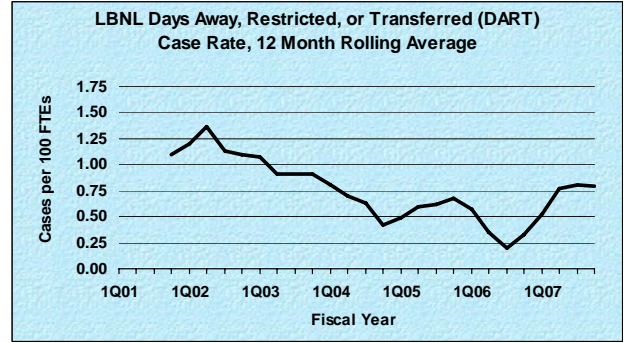
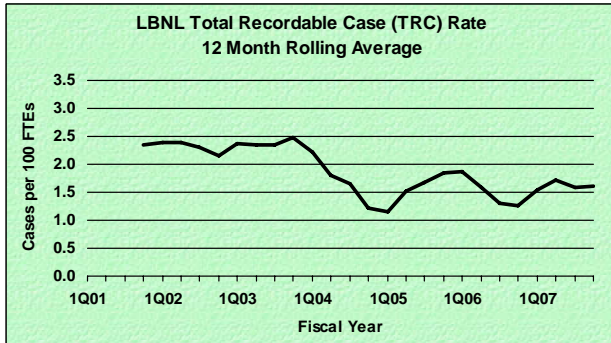
# Lawrence Berkeley National Laboratory Performance for Fiscal Year 2007

## Total Recordable Case (TRC) Rate

- LBNL had 13 TRC cases in 4Q07 (July-Sept. 2007), for a TRC rate of 1.64.
- LBNL had 46 TRC cases in FY 2007 (Oct. 2006-Sept. 2007), for a TRC rate of 1.59.
- The TRC FY07 target rate of 0.65 is the equivalent of 20 TRC cases for LBNL.

## Days Away, Restricted, or Transferred (DART) Case Rate

- LBNL had seven DART cases in 4Q07 (July-Sept. 2007), for a DART rate of 0.88.
- LBNL had 23 DART cases in FY 2007 (Oct. 2006-Sept. 2007), for a DART rate of 0.79.
- The DART FY07 target rate of 0.25 is the equivalent of eight DART cases for LBNL.





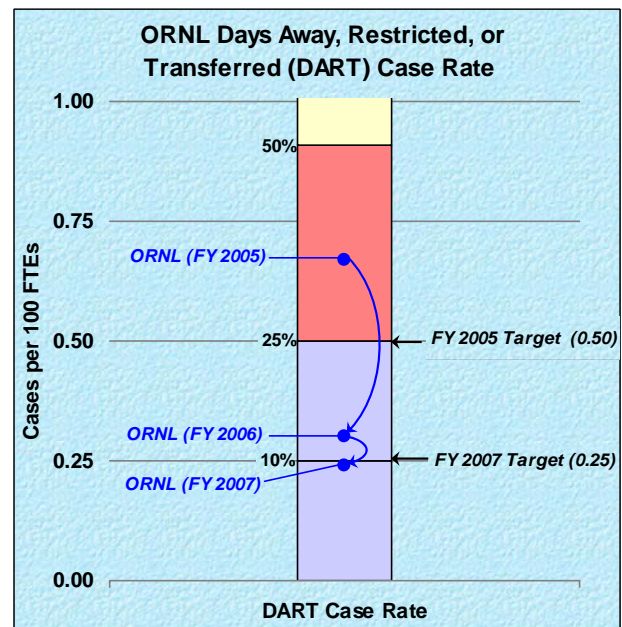
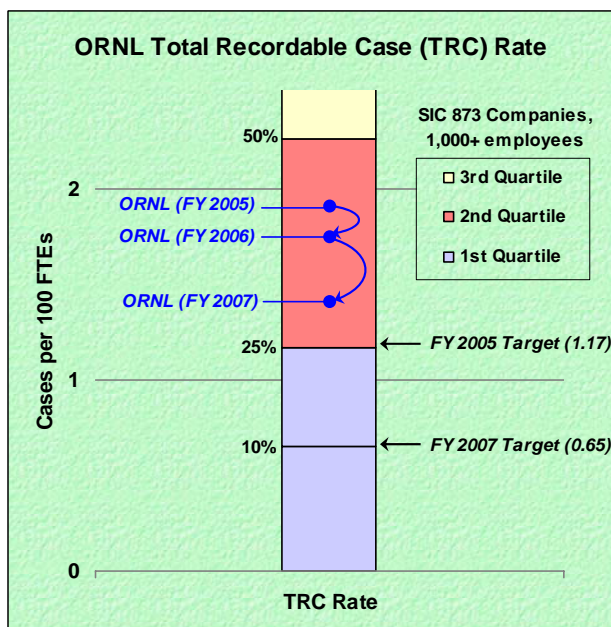
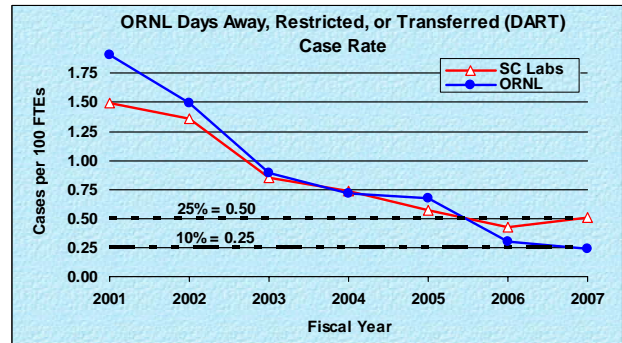
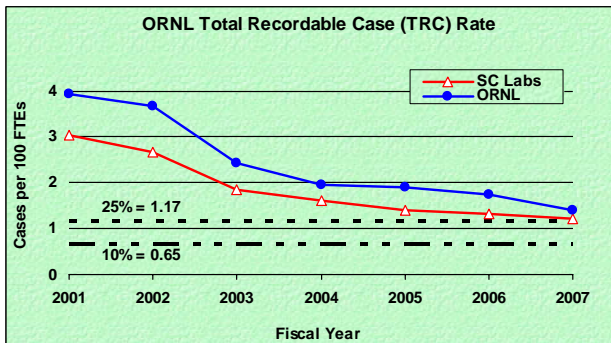
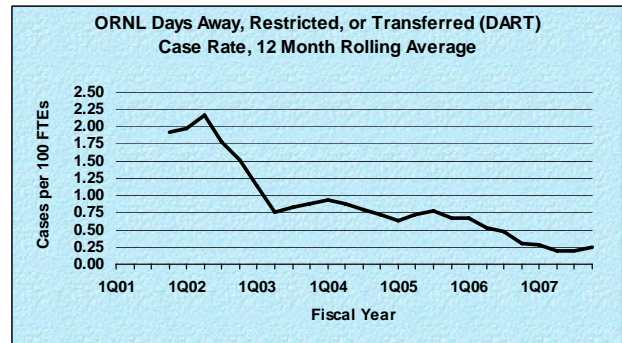
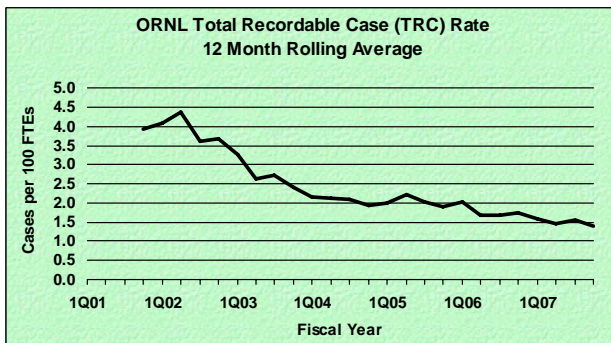
# Oak Ridge National Laboratory Performance for Fiscal Year 2007

## Total Recordable Case (TRC) Rate

- ORNL had 15 TRC cases in 4Q07 (July-Sept. 2007), for a TRC rate of 1.44.
- ORNL had 58 TRC cases in FY 2007 (Oct. 2006-Sept. 2007), for a TRC rate of 1.41.
- The TRC FY07 target rate of 0.65 is the equivalent of 26 TRC cases for ORNL.

## Days Away, Restricted, or Transferred (DART) Case Rate

- ORNL had three DART cases in 4Q07 (July-Sept. 2007), for a DART rate of 0.29.
- ORNL had 10 DART cases in FY 2007 (Oct. 2006-Sept. 2007), for a rate of 0.24.
- The DART FY07 target rate of 0.25 is the equivalent of 10 DART cases for ORNL.





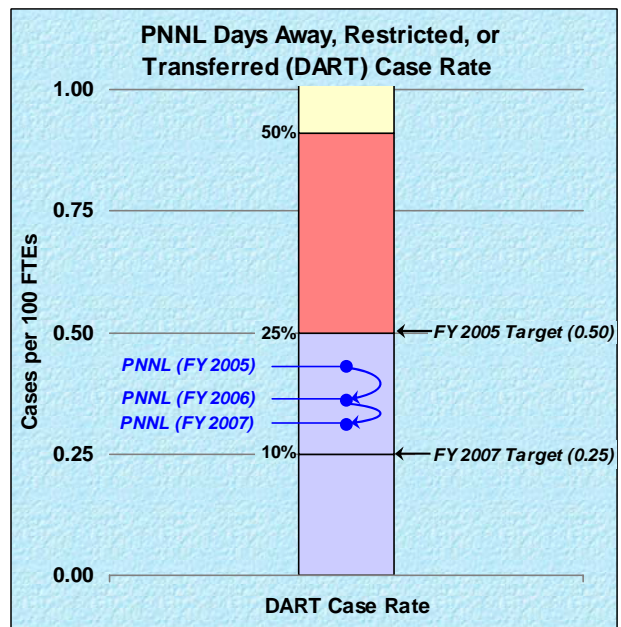
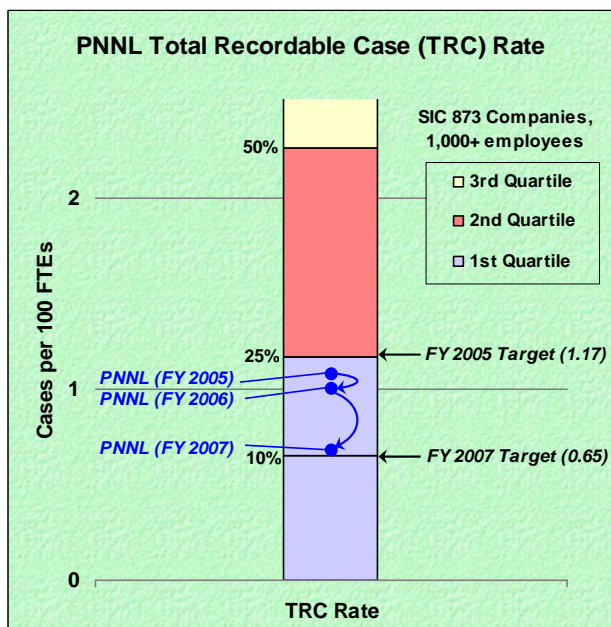
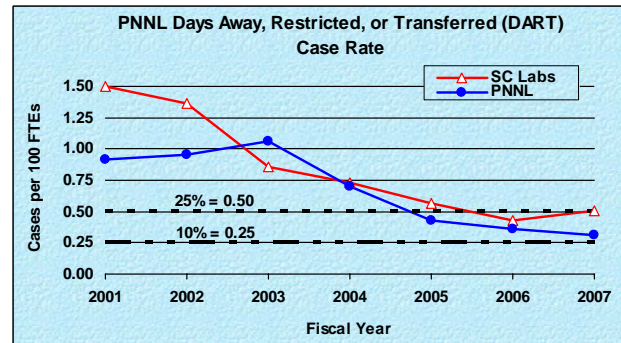
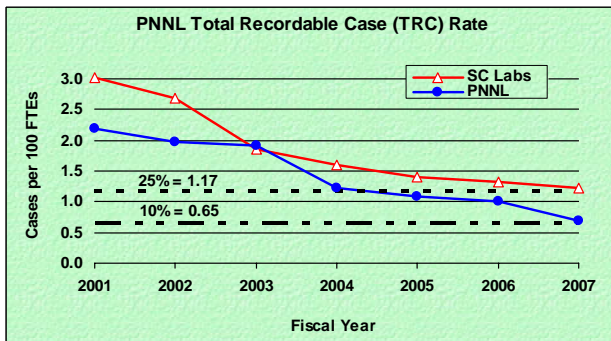
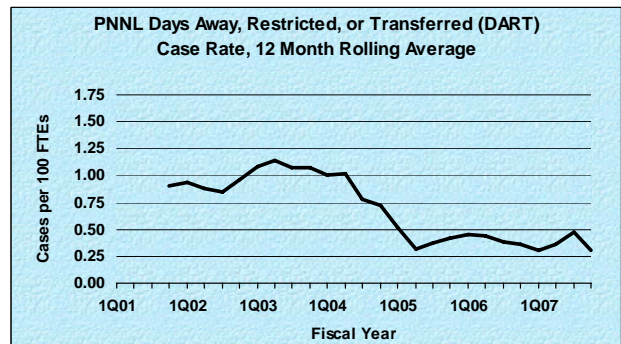
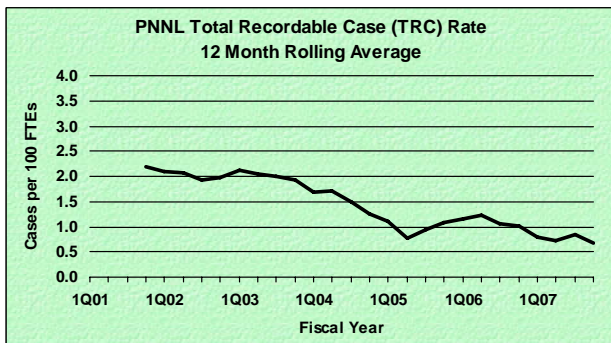
# Pacific Northwest National Laboratory Performance for Fiscal Year 2007

## Total Recordable Case (TRC) Rate

- PNNL had four TRC cases in 4Q07 (July-Sept. 2007), for a TRC rate of 0.46.
- PNNL had 24 TRC cases in FY 2007 (Oct. 2006-Sept. 2007), for a TRC rate of 0.68.
- The TRC FY07 target rate of 0.65 is the equivalent of 23 TRC cases for PNNL.

## Days Away, Restricted, or Transferred (DART) Case Rate

- PNNL had zero DART cases in 4Q07 (July-Sept. 2007).
- PNNL had 11 DART cases in FY 2007 (Oct. 2006-Sept. 2007), for a rate of 0.31.
- The DART FY07 target rate of 0.25 is the equivalent of nine DART cases for PNNL.





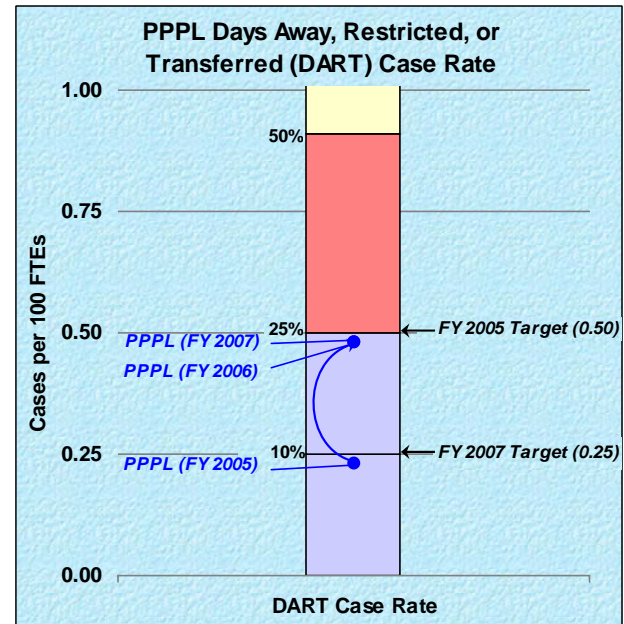
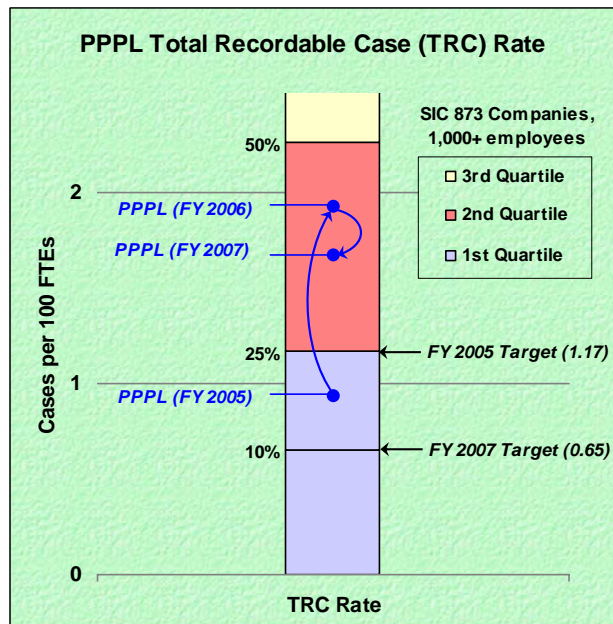
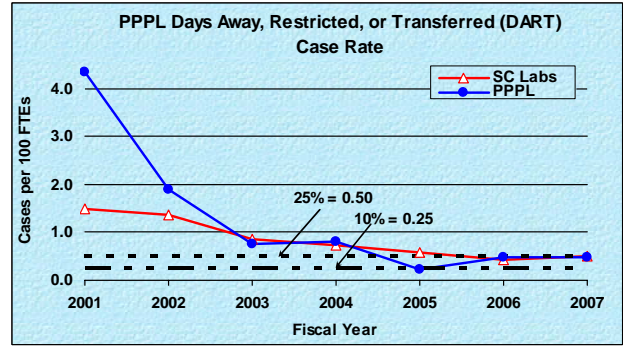
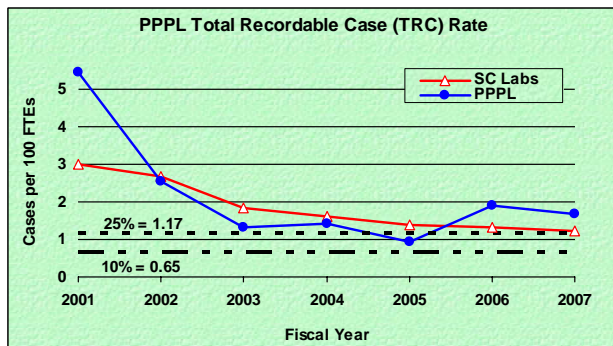
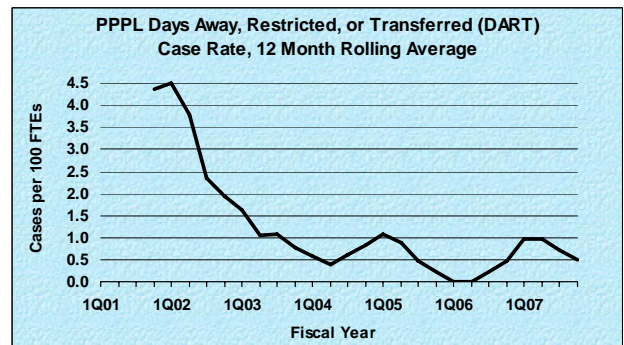
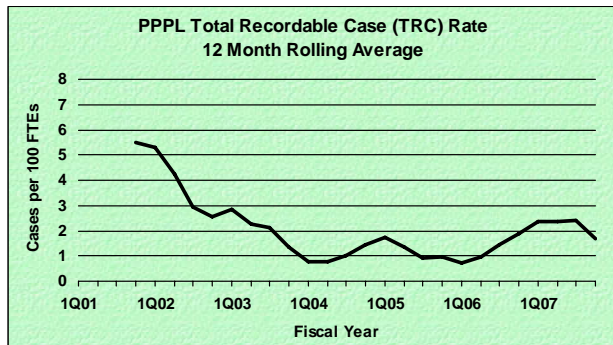
# Princeton Plasma Physics Laboratory Performance for Fiscal Year 2007

## Total Recordable Case (TRC) Rate

- PPPL had one TRC case in 4Q07 (July-Sept. 2007), for a TRC rate of 0.94.
- PPPL had seven TRC cases in FY 2007 (Oct. 2006-Sept. 2007), for a rate of 1.67.
- The TRC FY07 target rate of 0.65 is the equivalent of three cases for PPPL.

## Days Away, Restricted, or Transferred (DART) Case Rate

- PPPL had zero DART cases in 4Q07 (July-Sept. 2007).
- PPPL had two DART cases in FY 2007 (Oct. 2006-Sept. 2007), for a rate of 0.48.
- The DART FY07 target rate of 0.25 is the equivalent of one DART case for PPPL.

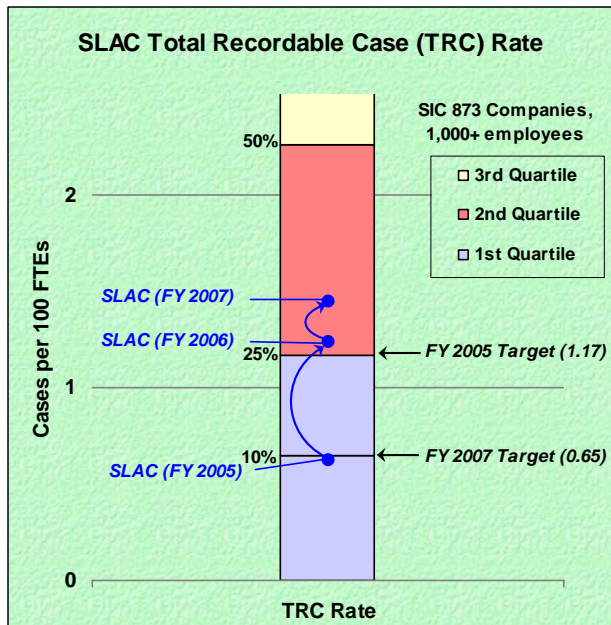
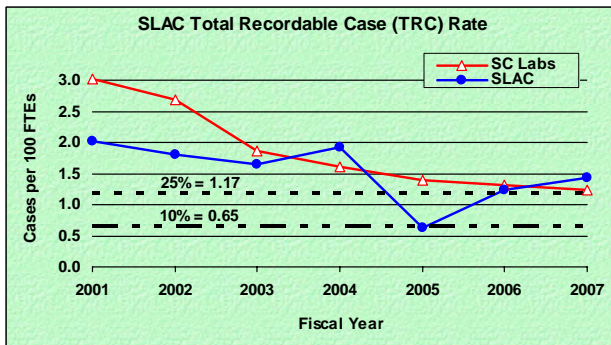
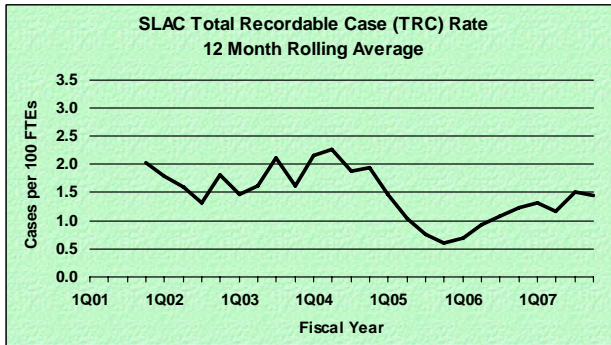




# Stanford Linear Accelerator Center Performance for Fiscal Year 2007

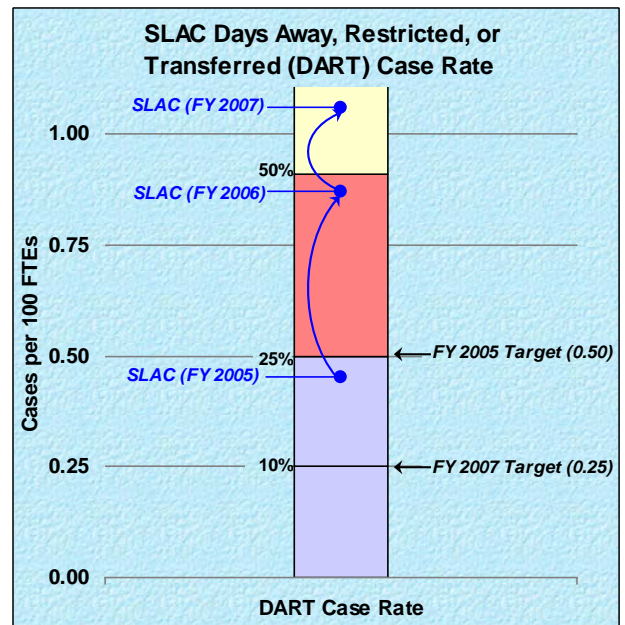
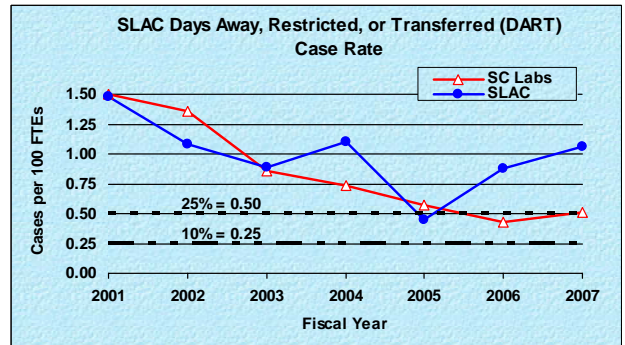
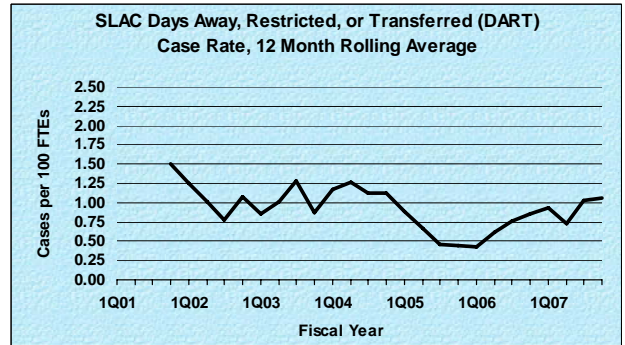
## Total Recordable Case (TRC) Rate

- SLAC had six TRC cases in 4Q07 (July-Sept. 2007), for a TRC rate of 1.14.
- SLAC had 30 TRC cases in FY 2007 (Oct. 2006-Sept. 2007), for a TRC rate of 1.44.
- The TRC FY07 target rate of 0.65 is the equivalent of 15 TRC cases for SLAC.



## Days Away, Restricted, or Transferred (DART) Case Rate

- SLAC had five DART cases in 4Q07 (July-Sept. 2007), for a DART rate of 0.95.
- SLAC had 22 DART cases in FY 2007 (Oct. 2006-Sept. 2007), for a rate of 1.06.
- The DART FY07 target rate of 0.25 is the equivalent of six DART cases for SLAC.

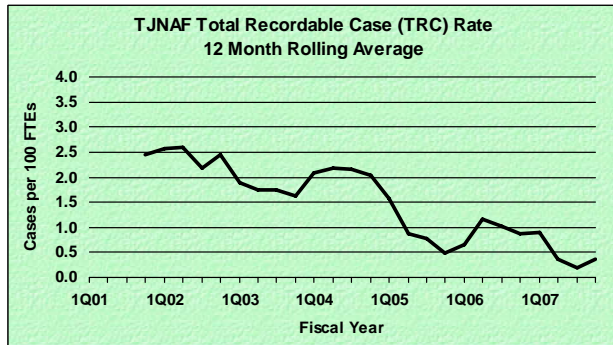




# Thomas Jefferson National Accelerator Facility Performance for Fiscal Year 2007

## Total Recordable Case (TRC) Rate

- TJNAF had one TRC case in 4Q07 (July-Sept. 2007), for a TRC rate of 0.67.
- TJNAF had two TRC cases in FY 2007 (Oct. 2006-Sept. 2007), for a rate of 0.35.
- The TRC FY07 target rate of 0.65 is the equivalent of four TRC cases for TJNAF.



## Days Away, Restricted, or Transferred (DART) Case Rate

- TJNAF had zero DART cases in 4Q07 (July-Sept. 2007).
- TJNAF had one DART case in FY 2007 (Oct. 2006-Sept. 2007), for a rate of 0.17.
- The DART FY07 target rate of 0.25 is the equivalent of about two cases for TJNAF.

