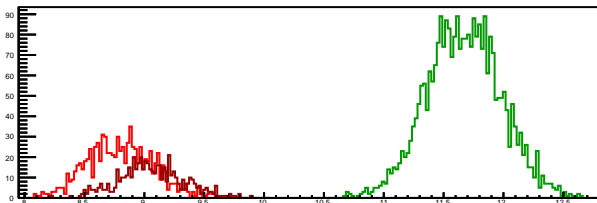


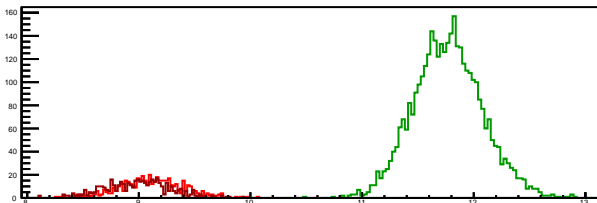
### Cycle 1, PosHel

<b>Entries: 890</b> <b>Mean: 8.8030 +/- 0.0094</b> <b>Std Dev: 0.2819 +/- 0.0067</b>	<b>Entries: 2909</b> <b>Mean: 11.6692 +/- 0.0058</b> <b>Std Dev: 0.3107 +/- 0.0041</b>	<b>Entries: 526</b> <b>Mean: 9.0571 +/- 0.0119</b> <b>Std Dev: 0.2718 +/- 0.0084</b>
--	--	--



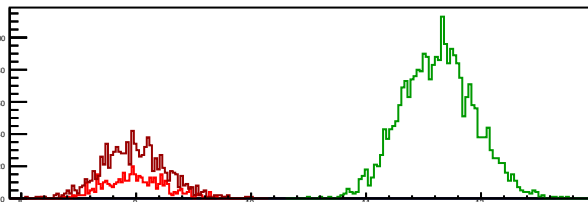
### Cycle 2, PosHel

<b>Entries: 505</b> <b>Mean: 9.1145 +/- 0.0126</b> <b>Std Dev: 0.2842 +/- 0.0089</b>	<b>Entries: 3698</b> <b>Mean: 11.7696 +/- 0.0051</b> <b>Std Dev: 0.3081 +/- 0.0036</b>	<b>Entries: 466</b> <b>Mean: 8.9864 +/- 0.0135</b> <b>Std Dev: 0.2922 +/- 0.0096</b>
--	--	--



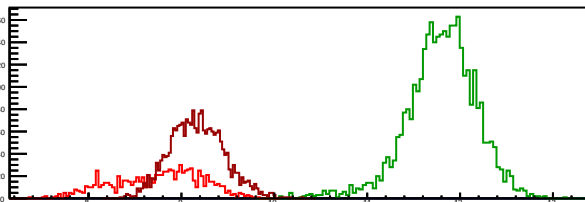
### Cycle 3, PosHel

<b>Entries: 466</b> <b>Mean: 8.9903 +/- 0.0125</b> <b>Std Dev: 0.2705 +/- 0.0089</b>	<b>Entries: 2763</b> <b>Mean: 11.6257 +/- 0.0060</b> <b>Std Dev: 0.3134 +/- 0.0042</b>	<b>Entries: 987</b> <b>Mean: 8.9836 +/- 0.0089</b> <b>Std Dev: 0.2804 +/- 0.0063</b>
--	--	--



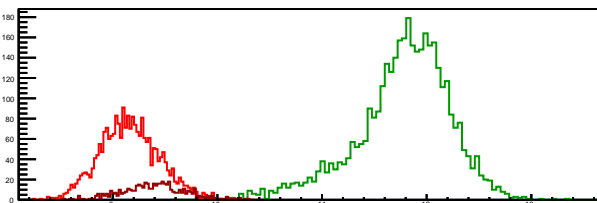
### Cycle 4, PosHel

<b>Entries: 971</b> <b>Mean: 8.7466 +/- 0.0152</b> <b>Std Dev: 0.4731 +/- 0.0107</b>	<b>Entries: 3680</b> <b>Mean: 11.7973 +/- 0.0063</b> <b>Std Dev: 0.3810 +/- 0.0044</b>	<b>Entries: 2302</b> <b>Mean: 9.1700 +/- 0.0061</b> <b>Std Dev: 0.2937 +/- 0.0043</b>
--	--	---



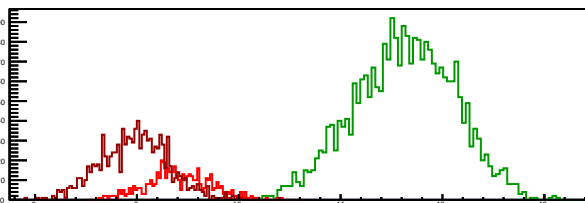
### Cycle 5, PosHel

<b>Entries: 2411</b> <b>Mean: 9.1603 +/- 0.0058</b> <b>Std Dev: 0.2845 +/- 0.0041</b>	<b>Entries: 3753</b> <b>Mean: 11.7735 +/- 0.0074</b> <b>Std Dev: 0.4545 +/- 0.0052</b>	<b>Entries: 514</b> <b>Mean: 9.3944 +/- 0.0132</b> <b>Std Dev: 0.2994 +/- 0.0093</b>
---	--	--



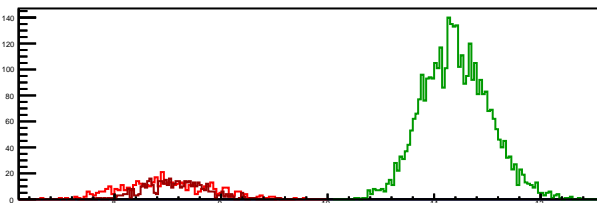
### Cycle 6, PosHel

<b>Entries: 494</b> <b>Mean: 9.4119 +/- 0.0142</b> <b>Std Dev: 0.3147 +/- 0.0100</b>	<b>Entries: 2754</b> <b>Mean: 11.6264 +/- 0.0093</b> <b>Std Dev: 0.4905 +/- 0.0066</b>	<b>Entries: 1088</b> <b>Mean: 8.9787 +/- 0.0100</b> <b>Std Dev: 0.3309 +/- 0.0071</b>
--	--	---



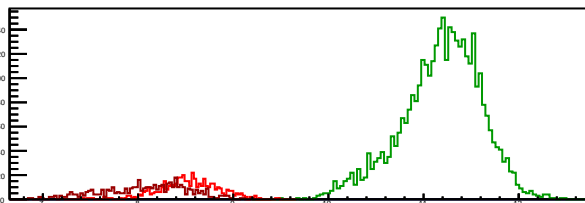
### Cycle 7, PosHel

<b>Entries: 479</b> <b>Mean: 8.4940 +/- 0.0190</b> <b>Std Dev: 0.4169 +/- 0.0135</b>	<b>Entries: 3743</b> <b>Mean: 11.2061 +/- 0.0051</b> <b>Std Dev: 0.3138 +/- 0.0036</b>	<b>Entries: 464</b> <b>Mean: 8.5725 +/- 0.0131</b> <b>Std Dev: 0.2830 +/- 0.0093</b>
--	--	--



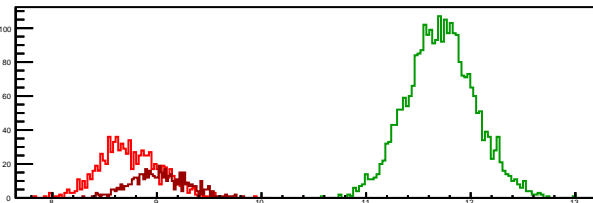
### Cycle 8, PosHel

<b>Entries: 479</b> <b>Mean: 8.5317 +/- 0.0145</b> <b>Std Dev: 0.3169 +/- 0.0102</b>	<b>Entries: 3749</b> <b>Mean: 11.1835 +/- 0.0069</b> <b>Std Dev: 0.4204 +/- 0.0049</b>	<b>Entries: 456</b> <b>Mean: 8.0797 +/- 0.0213</b> <b>Std Dev: 0.4553 +/- 0.0151</b>
--	--	--



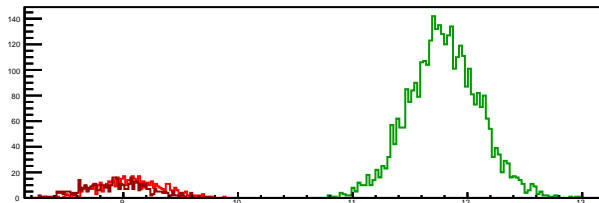
### Cycle 1, NegHel

<b>Entries: 890</b> Mean: 8.7444 +/- 0.0098 Std Dev: 0.2929 +/- 0.0069	<b>Entries: 2909</b> Mean: 11.7151 +/- 0.0060 Std Dev: 0.3239 +/- 0.0042	<b>Entries: 526</b> Mean: 9.0243 +/- 0.0116 Std Dev: 0.2653 +/- 0.0082
--	--	--



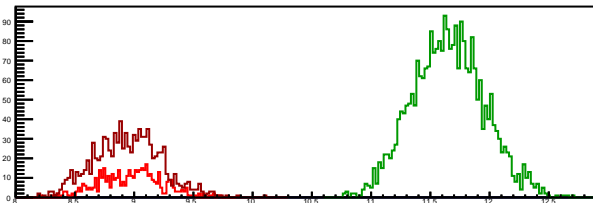
### Cycle 2, NegHel

<b>Entries: 505</b> Mean: 9.0672 +/- 0.0117 Std Dev: 0.2635 +/- 0.0083	<b>Entries: 3698</b> Mean: 11.7947 +/- 0.0051 Std Dev: 0.3084 +/- 0.0036	<b>Entries: 466</b> Mean: 8.9448 +/- 0.0132 Std Dev: 0.2848 +/- 0.0093
--	--	--



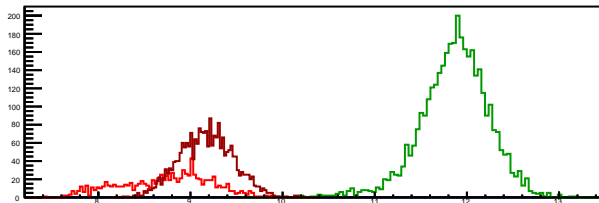
### Cycle 3, NegHel

<b>Entries: 466</b> Mean: 8.9726 +/- 0.0123 Std Dev: 0.2649 +/- 0.0087	<b>Entries: 2763</b> Mean: 11.6526 +/- 0.0058 Std Dev: 0.3022 +/- 0.0041	<b>Entries: 987</b> Mean: 8.9444 +/- 0.0090 Std Dev: 0.2841 +/- 0.0064
--	--	--



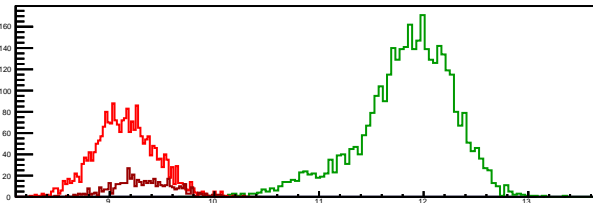
### Cycle 4, NegHel

<b>Entries: 971</b> Mean: 8.7352 +/- 0.0156 Std Dev: 0.4872 +/- 0.0111	<b>Entries: 3680</b> Mean: 11.8663 +/- 0.0061 Std Dev: 0.3729 +/- 0.0043	<b>Entries: 2302</b> Mean: 9.1723 +/- 0.0061 Std Dev: 0.2913 +/- 0.0043
--	--	---



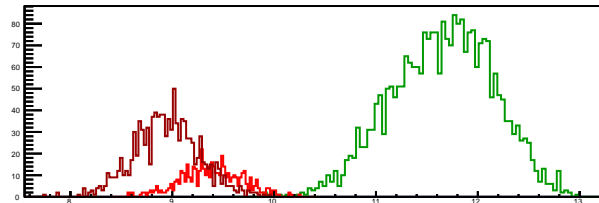
### Cycle 5, NegHel

<b>Entries: 2411</b> Mean: 9.1463 +/- 0.0059 Std Dev: 0.2919 +/- 0.0042	<b>Entries: 3753</b> Mean: 11.8381 +/- 0.0074 Std Dev: 0.4547 +/- 0.0052	<b>Entries: 514</b> Mean: 9.3207 +/- 0.0131 Std Dev: 0.2964 +/- 0.0092
---	--	--



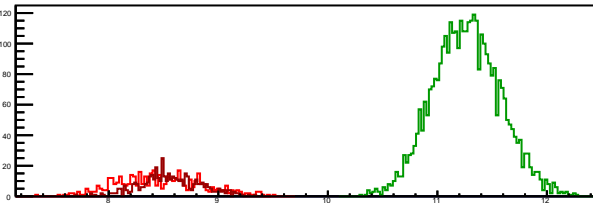
### Cycle 6, NegHel

<b>Entries: 494</b> Mean: 9.3857 +/- 0.0134 Std Dev: 0.2984 +/- 0.0095	<b>Entries: 2754</b> Mean: 11.6551 +/- 0.0095 Std Dev: 0.4964 +/- 0.0067	<b>Entries: 1088</b> Mean: 8.9485 +/- 0.0097 Std Dev: 0.3207 +/- 0.0069
--	--	---



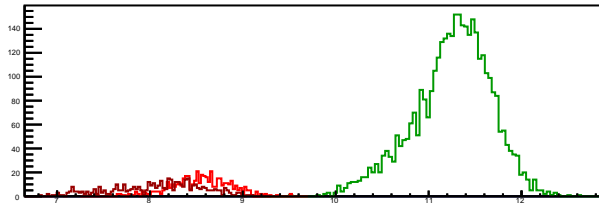
### Cycle 7, NegHel

<b>Entries: 479</b> Mean: 8.4669 +/- 0.0180 Std Dev: 0.3945 +/- 0.0127	<b>Entries: 3743</b> Mean: 11.2670 +/- 0.0051 Std Dev: 0.3092 +/- 0.0036	<b>Entries: 464</b> Mean: 8.5657 +/- 0.0127 Std Dev: 0.2744 +/- 0.0090
--	--	--



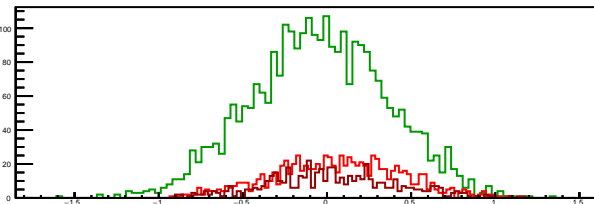
### Cycle 8, NegHel

<b>Entries: 479</b> Mean: 8.5375 +/- 0.0149 Std Dev: 0.3253 +/- 0.0105	<b>Entries: 3749</b> Mean: 11.2525 +/- 0.0068 Std Dev: 0.4188 +/- 0.0048	<b>Entries: 456</b> Mean: 8.0757 +/- 0.0228 Std Dev: 0.4873 +/- 0.0161
--	--	--



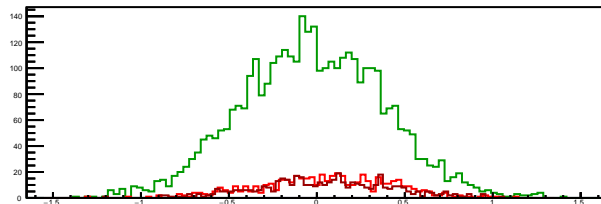
### Cycle 1, Diffs

<b>Entries: 890</b> <b>Mean: 0.0587 +/- 0.0126</b> <b>Std Dev: 0.3763 +/- 0.0089</b>	<b>Entries: 2909</b> <b>Mean: -0.0459 +/- 0.0075</b> <b>Std Dev: 0.4046 +/- 0.0053</b>	<b>Entries: 526</b> <b>Mean: 0.0328 +/- 0.0167</b> <b>Std Dev: 0.3838 +/- 0.0118</b>
--	--	--



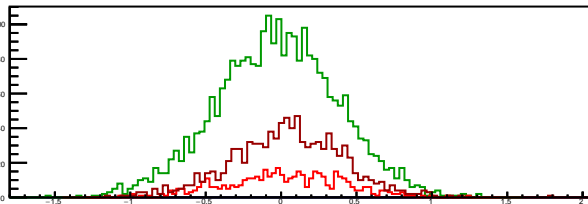
### Cycle 2, Diffs

<b>Entries: 505</b> <b>Mean: 0.0472 +/- 0.0168</b> <b>Std Dev: 0.3785 +/- 0.0119</b>	<b>Entries: 3698</b> <b>Mean: -0.0251 +/- 0.0067</b> <b>Std Dev: 0.4053 +/- 0.0047</b>	<b>Entries: 466</b> <b>Mean: 0.0416 +/- 0.0175</b> <b>Std Dev: 0.3780 +/- 0.0124</b>
--	--	--



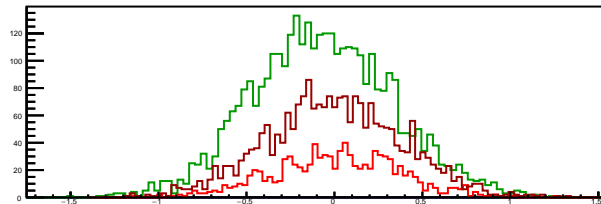
### Cycle 3, Diffs

<b>Entries: 466</b> <b>Mean: 0.0177 +/- 0.0181</b> <b>Std Dev: 0.3899 +/- 0.0128</b>	<b>Entries: 2763</b> <b>Mean: -0.0269 +/- 0.0077</b> <b>Std Dev: 0.4043 +/- 0.0054</b>	<b>Entries: 987</b> <b>Mean: 0.0392 +/- 0.0118</b> <b>Std Dev: 0.3701 +/- 0.0083</b>
--	--	--



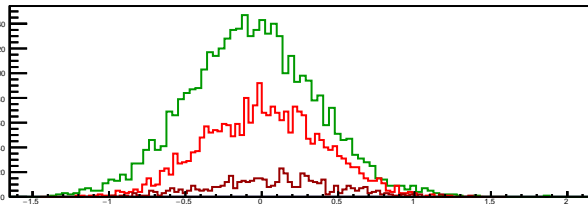
### Cycle 4, Diffs

<b>Entries: 971</b> <b>Mean: 0.0114 +/- 0.0116</b> <b>Std Dev: 0.3613 +/- 0.0082</b>	<b>Entries: 3680</b> <b>Mean: -0.0690 +/- 0.0066</b> <b>Std Dev: 0.4011 +/- 0.0047</b>	<b>Entries: 2302</b> <b>Mean: -0.0024 +/- 0.0080</b> <b>Std Dev: 0.3830 +/- 0.0056</b>
--	--	--



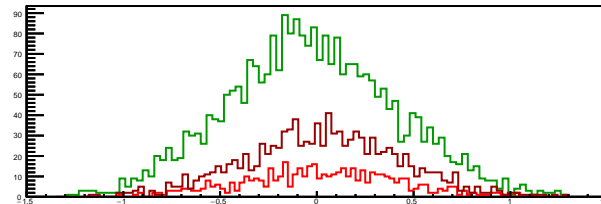
### Cycle 5, Diffs

<b>Entries: 2411</b> <b>Mean: 0.0139 +/- 0.0078</b> <b>Std Dev: 0.3815 +/- 0.0055</b>	<b>Entries: 3753</b> <b>Mean: -0.0646 +/- 0.0068</b> <b>Std Dev: 0.4176 +/- 0.0048</b>	<b>Entries: 514</b> <b>Mean: 0.0738 +/- 0.0178</b> <b>Std Dev: 0.4045 +/- 0.0126</b>
---	--	--



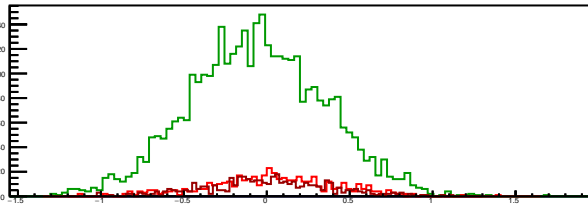
### Cycle 6, Diffs

<b>Entries: 494</b> <b>Mean: 0.0262 +/- 0.0180</b> <b>Std Dev: 0.3997 +/- 0.0127</b>	<b>Entries: 2754</b> <b>Mean: -0.0287 +/- 0.0082</b> <b>Std Dev: 0.4326 +/- 0.0058</b>	<b>Entries: 1088</b> <b>Mean: 0.0302 +/- 0.0121</b> <b>Std Dev: 0.3992 +/- 0.0086</b>
--	--	---



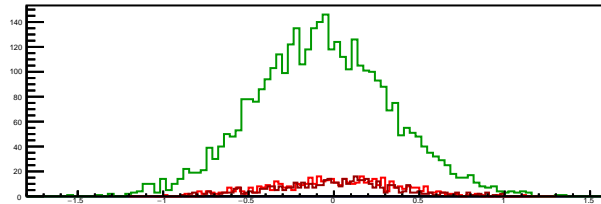
### Cycle 7, Diffs

<b>Entries: 479</b> <b>Mean: 0.0272 +/- 0.0179</b> <b>Std Dev: 0.3922 +/- 0.0127</b>	<b>Entries: 3743</b> <b>Mean: -0.0609 +/- 0.0066</b> <b>Std Dev: 0.4065 +/- 0.0047</b>	<b>Entries: 464</b> <b>Mean: 0.0069 +/- 0.0176</b> <b>Std Dev: 0.3792 +/- 0.0124</b>
--	--	--



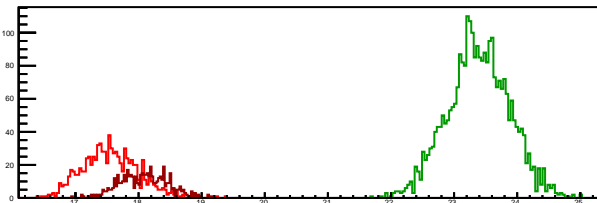
### Cycle 8, Diffs

<b>Entries: 479</b> <b>Mean: -0.0058 +/- 0.0168</b> <b>Std Dev: 0.3685 +/- 0.0119</b>	<b>Entries: 3749</b> <b>Mean: -0.0689 +/- 0.0065</b> <b>Std Dev: 0.4001 +/- 0.0046</b>	<b>Entries: 456</b> <b>Mean: 0.0040 +/- 0.0169</b> <b>Std Dev: 0.3610 +/- 0.0120</b>
---	--	--



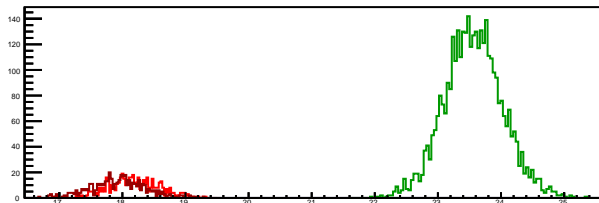
### Cycle 1, Sums

<b>Entries: 890</b> <b>Mean: 17.5474 +/- 0.0146</b> <b>Std Dev: 0.4345 +/- 0.0103</b>	<b>Entries: 2909</b> <b>Mean: 23.3843 +/- 0.0091</b> <b>Std Dev: 0.4890 +/- 0.0064</b>	<b>Entries: 526</b> <b>Mean: 18.0813 +/- 0.0164</b> <b>Std Dev: 0.3757 +/- 0.0116</b>
---	--	---



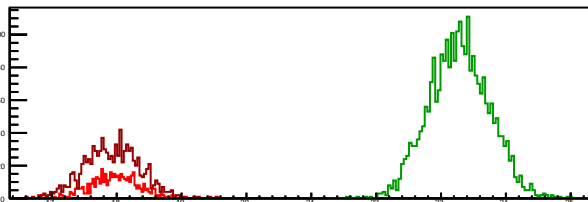
### Cycle 2, Sums

<b>Entries: 505</b> <b>Mean: 18.1817 +/- 0.0176</b> <b>Std Dev: 0.3964 +/- 0.0125</b>	<b>Entries: 3698</b> <b>Mean: 23.5642 +/- 0.0076</b> <b>Std Dev: 0.4645 +/- 0.0054</b>	<b>Entries: 466</b> <b>Mean: 17.9313 +/- 0.0202</b> <b>Std Dev: 0.4360 +/- 0.0143</b>
---	--	---



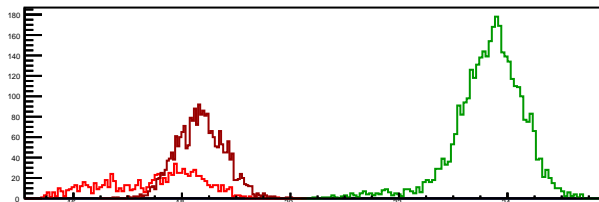
### Cycle 3, Sums

<b>Entries: 466</b> <b>Mean: 17.9630 +/- 0.0170</b> <b>Std Dev: 0.3670 +/- 0.0120</b>	<b>Entries: 2763</b> <b>Mean: 23.2784 +/- 0.0088</b> <b>Std Dev: 0.4645 +/- 0.0062</b>	<b>Entries: 987</b> <b>Mean: 17.9280 +/- 0.0136</b> <b>Std Dev: 0.4263 +/- 0.0096</b>
---	--	---



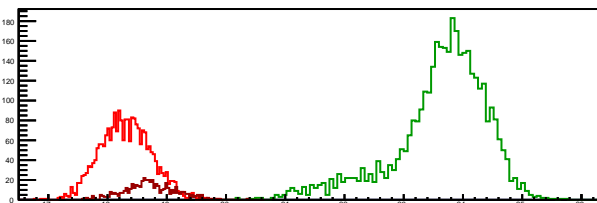
### Cycle 4, Sums

<b>Entries: 971</b> <b>Mean: 17.4818 +/- 0.0286</b> <b>Std Dev: 0.8898 +/- 0.0202</b>	<b>Entries: 3680</b> <b>Mean: 23.6636 +/- 0.0105</b> <b>Std Dev: 0.6384 +/- 0.0074</b>	<b>Entries: 2302</b> <b>Mean: 18.3423 +/- 0.0092</b> <b>Std Dev: 0.4423 +/- 0.0065</b>
---	--	--



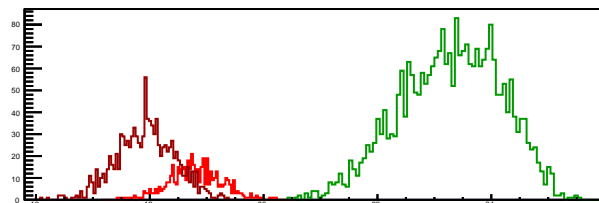
### Cycle 5, Sums

<b>Entries: 2411</b> <b>Mean: 18.3066 +/- 0.0088</b> <b>Std Dev: 0.4321 +/- 0.0062</b>	<b>Entries: 3753</b> <b>Mean: 23.6116 +/- 0.0132</b> <b>Std Dev: 0.8077 +/- 0.0093</b>	<b>Entries: 514</b> <b>Mean: 18.7151 +/- 0.0193</b> <b>Std Dev: 0.4375 +/- 0.0136</b>
--	--	---



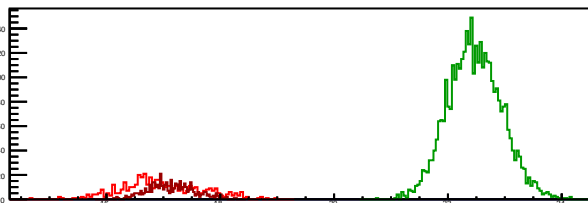
### Cycle 6, Sums

<b>Entries: 494</b> <b>Mean: 18.7976 +/- 0.0209</b> <b>Std Dev: 0.4652 +/- 0.0148</b>	<b>Entries: 2754</b> <b>Mean: 23.2816 +/- 0.0169</b> <b>Std Dev: 0.8870 +/- 0.0120</b>	<b>Entries: 1088</b> <b>Mean: 17.9272 +/- 0.0156</b> <b>Std Dev: 0.5152 +/- 0.0110</b>
---	--	--



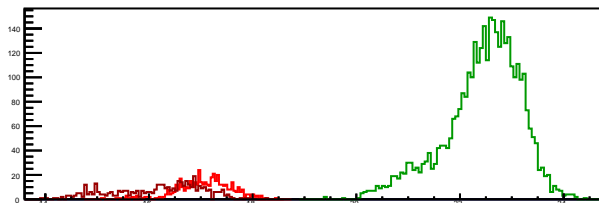
### Cycle 7, Sums

<b>Entries: 479</b> <b>Mean: 16.9609 +/- 0.0325</b> <b>Std Dev: 0.7107 +/- 0.0230</b>	<b>Entries: 3743</b> <b>Mean: 22.4731 +/- 0.0077</b> <b>Std Dev: 0.4720 +/- 0.0055</b>	<b>Entries: 464</b> <b>Mean: 17.1382 +/- 0.0190</b> <b>Std Dev: 0.4087 +/- 0.0134</b>
---	--	---



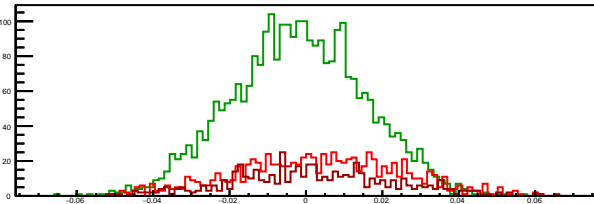
### Cycle 8, Sums

<b>Entries: 479</b> <b>Mean: 17.0692 +/- 0.0240</b> <b>Std Dev: 0.5261 +/- 0.0170</b>	<b>Entries: 3749</b> <b>Mean: 22.4360 +/- 0.0120</b> <b>Std Dev: 0.7377 +/- 0.0085</b>	<b>Entries: 456</b> <b>Mean: 16.1555 +/- 0.0408</b> <b>Std Dev: 0.8714 +/- 0.0289</b>
---	--	---



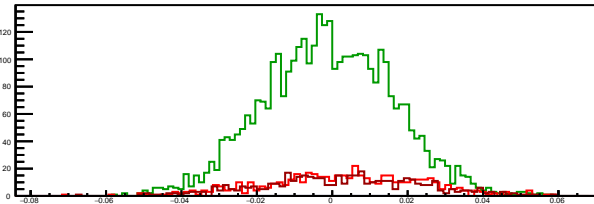
### Cycle 1, Asyms

<b>Entries: 890</b> <b>Mean: 0.0034 +/- 0.0007</b> <b>Std Dev: 0.0214 +/- 0.0005</b>	<b>Entries: 2909</b> <b>Mean: -0.0020 +/- 0.0003</b> <b>Std Dev: 0.0173 +/- 0.0002</b>	<b>Entries: 526</b> <b>Mean: 0.0018 +/- 0.0009</b> <b>Std Dev: 0.0212 +/- 0.0007</b>
--	--	--



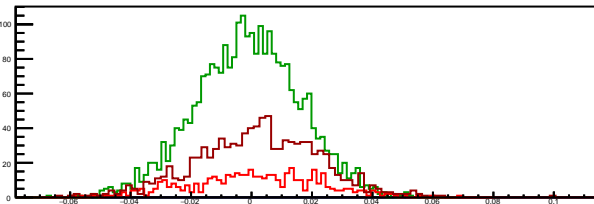
### Cycle 2, Asyms

<b>Entries: 505</b> <b>Mean: 0.0026 +/- 0.0009</b> <b>Std Dev: 0.0208 +/- 0.0007</b>	<b>Entries: 3698</b> <b>Mean: -0.0011 +/- 0.0003</b> <b>Std Dev: 0.0172 +/- 0.0002</b>	<b>Entries: 466</b> <b>Mean: 0.0023 +/- 0.0010</b> <b>Std Dev: 0.0211 +/- 0.0007</b>
--	--	--



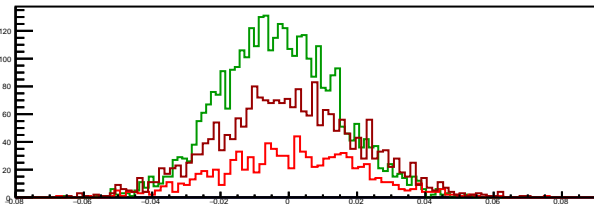
### Cycle 3, Asyms

<b>Entries: 466</b> <b>Mean: 0.0010 +/- 0.0010</b> <b>Std Dev: 0.0217 +/- 0.0007</b>	<b>Entries: 2763</b> <b>Mean: -0.0012 +/- 0.0003</b> <b>Std Dev: 0.0174 +/- 0.0002</b>	<b>Entries: 987</b> <b>Mean: 0.0022 +/- 0.0007</b> <b>Std Dev: 0.0206 +/- 0.0005</b>
--	--	--



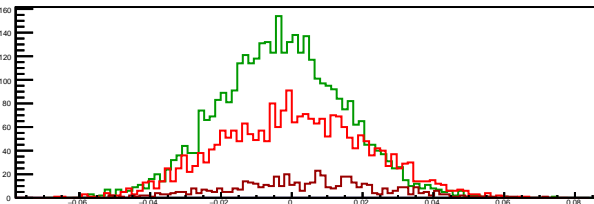
### Cycle 4, Asyms

<b>Entries: 971</b> <b>Mean: 0.0007 +/- 0.0007</b> <b>Std Dev: 0.0206 +/- 0.0005</b>	<b>Entries: 3680</b> <b>Mean: -0.0029 +/- 0.0003</b> <b>Std Dev: 0.0169 +/- 0.0002</b>	<b>Entries: 2302</b> <b>Mean: -0.0001 +/- 0.0004</b> <b>Std Dev: 0.0208 +/- 0.0003</b>
--	--	--



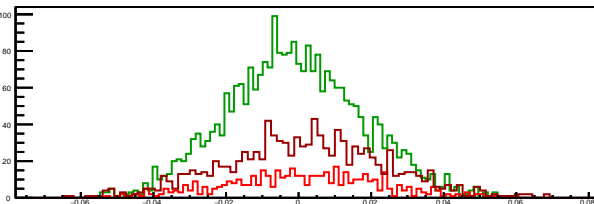
### Cycle 5, Asyms

<b>Entries: 2411</b> <b>Mean: 0.0008 +/- 0.0004</b> <b>Std Dev: 0.0208 +/- 0.0003</b>	<b>Entries: 3753</b> <b>Mean: -0.0027 +/- 0.0003</b> <b>Std Dev: 0.0177 +/- 0.0002</b>	<b>Entries: 514</b> <b>Mean: 0.0039 +/- 0.0010</b> <b>Std Dev: 0.0216 +/- 0.0007</b>
---	--	--



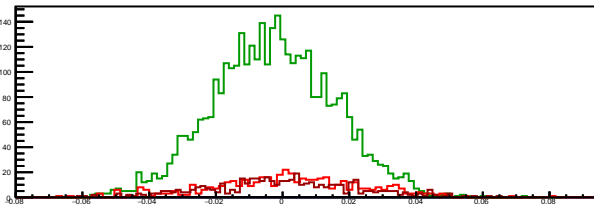
### Cycle 6, Asyms

<b>Entries: 494</b> <b>Mean: 0.0014 +/- 0.0010</b> <b>Std Dev: 0.0212 +/- 0.0007</b>	<b>Entries: 2754</b> <b>Mean: -0.0012 +/- 0.0004</b> <b>Std Dev: 0.0186 +/- 0.0003</b>	<b>Entries: 1088</b> <b>Mean: 0.0017 +/- 0.0007</b> <b>Std Dev: 0.0222 +/- 0.0005</b>
--	--	---



### Cycle 7, Asyms

<b>Entries: 479</b> <b>Mean: 0.0015 +/- 0.0011</b> <b>Std Dev: 0.0231 +/- 0.0007</b>	<b>Entries: 3743</b> <b>Mean: -0.0027 +/- 0.0003</b> <b>Std Dev: 0.0181 +/- 0.0002</b>	<b>Entries: 464</b> <b>Mean: 0.0004 +/- 0.0010</b> <b>Std Dev: 0.0221 +/- 0.0007</b>
--	--	--



### Cycle 8, Asyms

<b>Entries: 479</b> <b>Mean: -0.0003 +/- 0.0010</b> <b>Std Dev: 0.0216 +/- 0.0007</b>	<b>Entries: 3749</b> <b>Mean: -0.0031 +/- 0.0003</b> <b>Std Dev: 0.0178 +/- 0.0002</b>	<b>Entries: 456</b> <b>Mean: 0.0004 +/- 0.0011</b> <b>Std Dev: 0.0225 +/- 0.0007</b>
---	--	--

