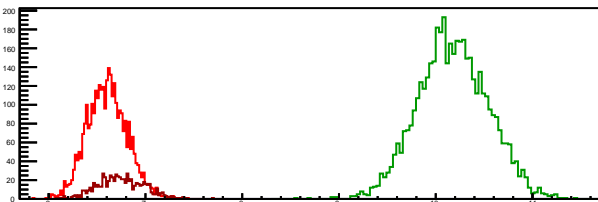


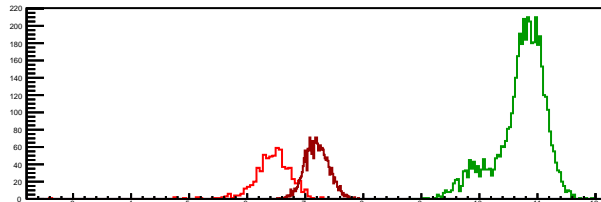
### Cycle 1, PosHel

<b>Entries: 3328</b>	<b>Entries: 4577</b>	<b>Entries: 713</b>
<b>Mean: 6.6055 +/- 0.0036</b>	<b>Mean: 10.1782 +/- 0.0054</b>	<b>Mean: 6.7476 +/- 0.0089</b>
<b>Std Dev: 0.2083 +/- 0.0026</b>	<b>Std Dev: 0.3625 +/- 0.0038</b>	<b>Std Dev: 0.2375 +/- 0.0063</b>



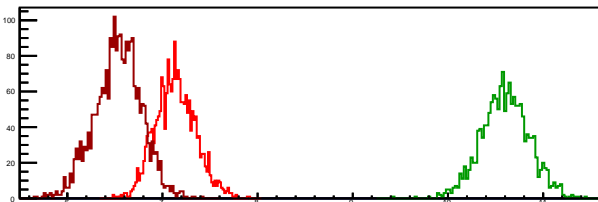
### Cycle 2, PosHel

<b>Entries: 674</b>	<b>Entries: 4696</b>	<b>Entries: 2045</b>
<b>Mean: 6.4317 +/- 0.0135</b>	<b>Mean: 10.7147 +/- 0.0062</b>	<b>Mean: 7.2022 +/- 0.0045</b>
<b>Std Dev: 0.3503 +/- 0.0095</b>	<b>Std Dev: 0.4267 +/- 0.0044</b>	<b>Std Dev: 0.2042 +/- 0.0032</b>



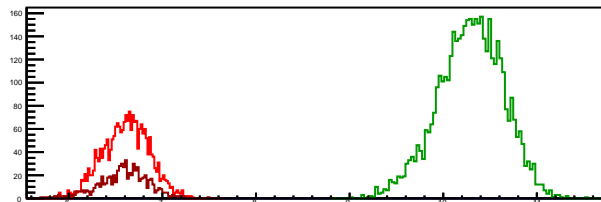
### Cycle 3, PosHel

<b>Entries: 2095</b>	<b>Entries: 1584</b>	<b>Entries: 2471</b>
<b>Mean: 7.1368 +/- 0.0046</b>	<b>Mean: 10.6018 +/- 0.0063</b>	<b>Mean: 6.5345 +/- 0.0049</b>
<b>Std Dev: 0.2114 +/- 0.0033</b>	<b>Std Dev: 0.2524 +/- 0.0045</b>	<b>Std Dev: 0.2447 +/- 0.0035</b>



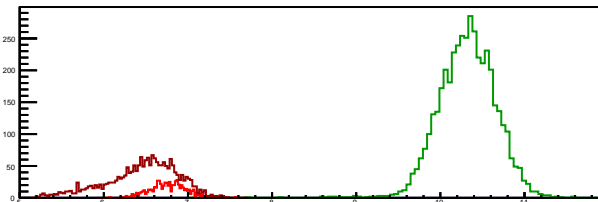
### Cycle 4, PosHel

<b>Entries: 2299</b>	<b>Entries: 4570</b>	<b>Entries: 714</b>
<b>Mean: 6.6125 +/- 0.0051</b>	<b>Mean: 10.2893 +/- 0.0051</b>	<b>Mean: 6.5848 +/- 0.0098</b>
<b>Std Dev: 0.2460 +/- 0.0036</b>	<b>Std Dev: 0.3481 +/- 0.0036</b>	<b>Std Dev: 0.2621 +/- 0.0069</b>



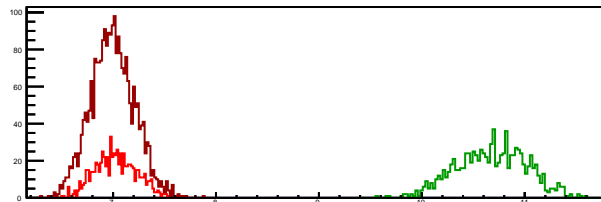
### Cycle 5, PosHel

<b>Entries: 669</b>	<b>Entries: 4355</b>	<b>Entries: 2051</b>
<b>Mean: 6.7698 +/- 0.0082</b>	<b>Mean: 10.3171 +/- 0.0052</b>	<b>Mean: 6.4563 +/- 0.0093</b>
<b>Std Dev: 0.2133 +/- 0.0058</b>	<b>Std Dev: 0.3405 +/- 0.0036</b>	<b>Std Dev: 0.4230 +/- 0.0066</b>



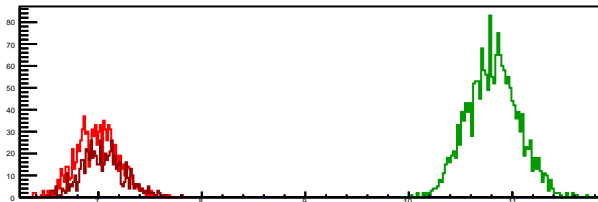
### Cycle 6, PosHel

<b>Entries: 765</b>	<b>Entries: 964</b>	<b>Entries: 2476</b>
<b>Mean: 7.0287 +/- 0.0076</b>	<b>Mean: 10.6740 +/- 0.0110</b>	<b>Mean: 6.9955 +/- 0.0043</b>
<b>Std Dev: 0.2097 +/- 0.0054</b>	<b>Std Dev: 0.3411 +/- 0.0078</b>	<b>Std Dev: 0.2122 +/- 0.0030</b>



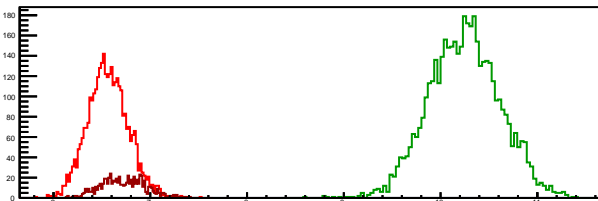
### Cycle 7, PosHel

<b>Entries: 994</b>	<b>Entries: 1995</b>	<b>Entries: 672</b>
<b>Mean: 6.9905 +/- 0.0065</b>	<b>Mean: 10.8108 +/- 0.0055</b>	<b>Mean: 7.0446 +/- 0.0082</b>
<b>Std Dev: 0.2045 +/- 0.0046</b>	<b>Std Dev: 0.2459 +/- 0.0039</b>	<b>Std Dev: 0.2125 +/- 0.0058</b>



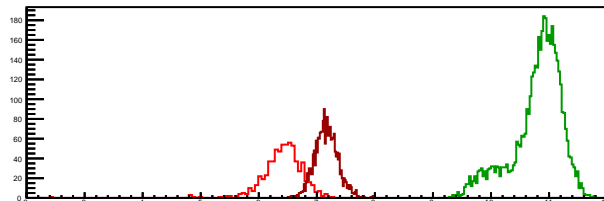
### Cycle 1, NegHel

<b>Entries: 3328</b> <b>Mean: 6.5628 +/- 0.0036</b> <b>Std Dev: 0.2091 +/- 0.0026</b>	<b>Entries: 4577</b> <b>Mean: 10.2451 +/- 0.0054</b> <b>Std Dev: 0.3667 +/- 0.0038</b>	<b>Entries: 713</b> <b>Mean: 6.7166 +/- 0.0085</b> <b>Std Dev: 0.2265 +/- 0.0060</b>
---	--	--



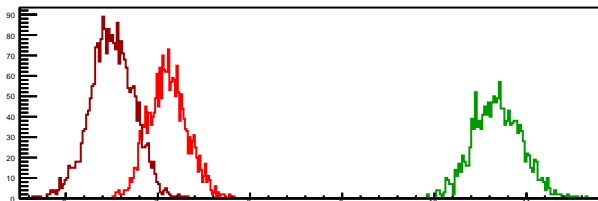
### Cycle 2, NegHel

<b>Entries: 674</b> <b>Mean: 6.4057 +/- 0.0140</b> <b>Std Dev: 0.3639 +/- 0.0099</b>	<b>Entries: 4696</b> <b>Mean: 10.7899 +/- 0.0063</b> <b>Std Dev: 0.4318 +/- 0.0045</b>	<b>Entries: 2045</b> <b>Mean: 7.1656 +/- 0.0044</b> <b>Std Dev: 0.1992 +/- 0.0031</b>
--	--	---



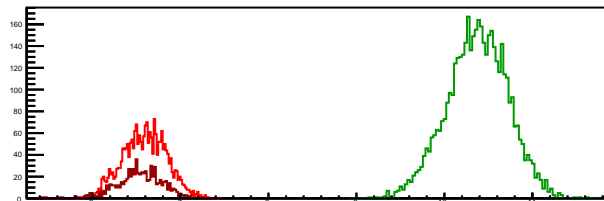
### Cycle 3, NegHel

<b>Entries: 2095</b> <b>Mean: 7.1075 +/- 0.0046</b> <b>Std Dev: 0.2098 +/- 0.0032</b>	<b>Entries: 1584</b> <b>Mean: 10.6860 +/- 0.0066</b> <b>Std Dev: 0.2620 +/- 0.0047</b>	<b>Entries: 2471</b> <b>Mean: 6.5019 +/- 0.0048</b> <b>Std Dev: 0.2375 +/- 0.0034</b>
---	--	---



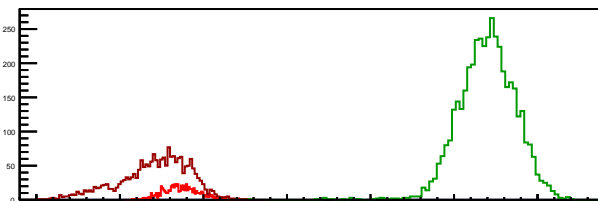
### Cycle 4, NegHel

<b>Entries: 2299</b> <b>Mean: 6.5918 +/- 0.0052</b> <b>Std Dev: 0.2481 +/- 0.0037</b>	<b>Entries: 4570</b> <b>Mean: 10.3729 +/- 0.0051</b> <b>Std Dev: 0.3450 +/- 0.0036</b>	<b>Entries: 714</b> <b>Mean: 6.5337 +/- 0.0095</b> <b>Std Dev: 0.2535 +/- 0.0067</b>
---	--	--



### Cycle 5, NegHel

<b>Entries: 669</b> <b>Mean: 6.7318 +/- 0.0082</b> <b>Std Dev: 0.2115 +/- 0.0058</b>	<b>Entries: 4355</b> <b>Mean: 10.3935 +/- 0.0052</b> <b>Std Dev: 0.3408 +/- 0.0037</b>	<b>Entries: 2051</b> <b>Mean: 6.4152 +/- 0.0093</b> <b>Std Dev: 0.4210 +/- 0.0066</b>
--	--	---




### Cycle 6, NegHel

<b>Entries: 765</b> <b>Mean: 6.9978 +/- 0.0076</b> <b>Std Dev: 0.2110 +/- 0.0054</b>	<b>Entries: 964</b> <b>Mean: 10.7380 +/- 0.0114</b> <b>Std Dev: 0.3550 +/- 0.0081</b>	<b>Entries: 2476</b> <b>Mean: 6.9649 +/- 0.0042</b> <b>Std Dev: 0.2105 +/- 0.0030</b>
--	---	---



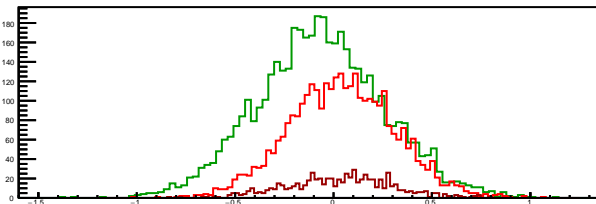
### Cycle 7, NegHel

<b>Entries: 994</b> <b>Mean: 6.9519 +/- 0.0065</b> <b>Std Dev: 0.2063 +/- 0.0046</b>	<b>Entries: 1995</b> <b>Mean: 10.8941 +/- 0.0055</b> <b>Std Dev: 0.2478 +/- 0.0039</b>	<b>Entries: 672</b> <b>Mean: 7.0045 +/- 0.0082</b> <b>Std Dev: 0.2113 +/- 0.0058</b>
--	--	--



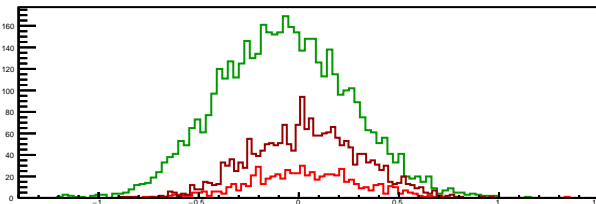
### Cycle 1, Diffs

<b>Entries: 3328</b> <b>Mean: 0.0427 +/- 0.0047</b> <b>Std Dev: 0.2700 +/- 0.0033</b>	<b>Entries: 4577</b> <b>Mean: -0.0669 +/- 0.0048</b> <b>Std Dev: 0.3240 +/- 0.0034</b>	<b>Entries: 713</b> <b>Mean: 0.0309 +/- 0.0099</b> <b>Std Dev: 0.2647 +/- 0.0070</b>
---	--	--



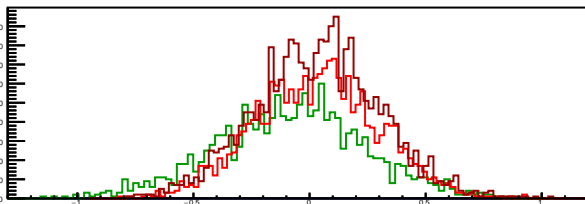
### Cycle 2, Diffs

<b>Entries: 674</b> <b>Mean: 0.0259 +/- 0.0108</b> <b>Std Dev: 0.2814 +/- 0.0077</b>	<b>Entries: 4696</b> <b>Mean: -0.0752 +/- 0.0047</b> <b>Std Dev: 0.3251 +/- 0.0034</b>	<b>Entries: 2045</b> <b>Mean: 0.0366 +/- 0.0060</b> <b>Std Dev: 0.2733 +/- 0.0043</b>
--	--	---



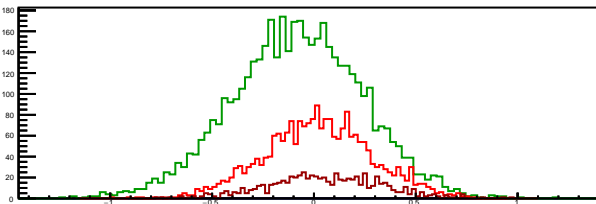
### Cycle 3, Diffs

<b>Entries: 2095</b> <b>Mean: 0.0293 +/- 0.0058</b> <b>Std Dev: 0.2635 +/- 0.0041</b>	<b>Entries: 1584</b> <b>Mean: -0.0842 +/- 0.0081</b> <b>Std Dev: 0.3230 +/- 0.0057</b>	<b>Entries: 2471</b> <b>Mean: 0.0326 +/- 0.0054</b> <b>Std Dev: 0.2683 +/- 0.0038</b>
---	--	---



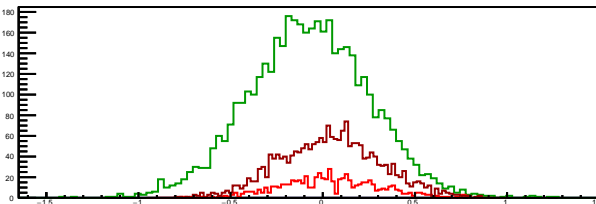
### Cycle 4, Diffs

<b>Entries: 2299</b> <b>Mean: 0.0208 +/- 0.0055</b> <b>Std Dev: 0.2648 +/- 0.0039</b>	<b>Entries: 4570</b> <b>Mean: -0.0836 +/- 0.0047</b> <b>Std Dev: 0.3207 +/- 0.0034</b>	<b>Entries: 714</b> <b>Mean: 0.0511 +/- 0.0102</b> <b>Std Dev: 0.2731 +/- 0.0072</b>
---	--	--



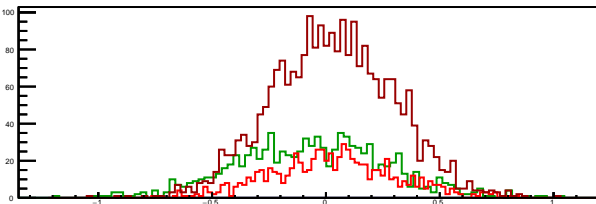
### Cycle 5, Diffs

<b>Entries: 669</b> <b>Mean: 0.0380 +/- 0.0104</b> <b>Std Dev: 0.2683 +/- 0.0073</b>	<b>Entries: 4355</b> <b>Mean: -0.0765 +/- 0.0050</b> <b>Std Dev: 0.3275 +/- 0.0035</b>	<b>Entries: 2051</b> <b>Mean: 0.0411 +/- 0.0060</b> <b>Std Dev: 0.2713 +/- 0.0042</b>
--	--	---



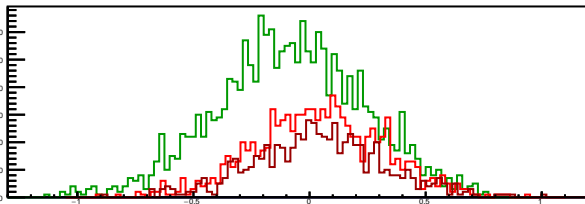
### Cycle 6, Diffs

<b>Entries: 765</b> <b>Mean: 0.0309 +/- 0.0100</b> <b>Std Dev: 0.2778 +/- 0.0071</b>	<b>Entries: 964</b> <b>Mean: -0.0639 +/- 0.0108</b> <b>Std Dev: 0.3353 +/- 0.0076</b>	<b>Entries: 2476</b> <b>Mean: 0.0307 +/- 0.0054</b> <b>Std Dev: 0.2689 +/- 0.0038</b>
--	---	---



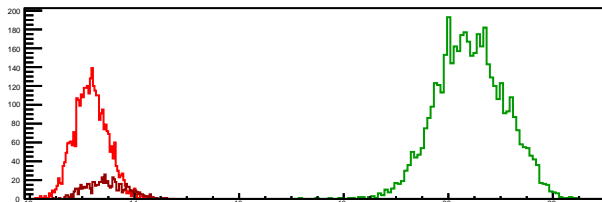
### Cycle 7, Diffs

<b>Entries: 994</b> <b>Mean: 0.0386 +/- 0.0088</b> <b>Std Dev: 0.2784 +/- 0.0062</b>	<b>Entries: 1995</b> <b>Mean: -0.0833 +/- 0.0072</b> <b>Std Dev: 0.3201 +/- 0.0051</b>	<b>Entries: 672</b> <b>Mean: 0.0401 +/- 0.0108</b> <b>Std Dev: 0.2810 +/- 0.0077</b>
--	--	--



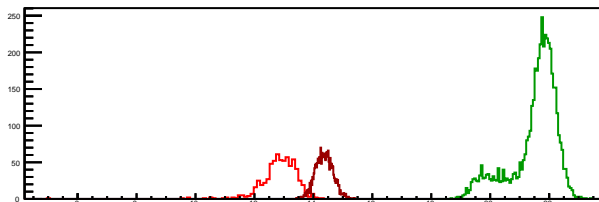
### Cycle 1, Sums

<b>Entries: 3328</b> <b>Mean: 13.1683 +/- 0.0055</b> <b>Std Dev: 0.3182 +/- 0.0039</b>	<b>Entries: 4577</b> <b>Mean: 20.4233 +/- 0.0097</b> <b>Std Dev: 0.6532 +/- 0.0068</b>	<b>Entries: 713</b> <b>Mean: 13.4642 +/- 0.0143</b> <b>Std Dev: 0.3812 +/- 0.0101</b>
--	--	---



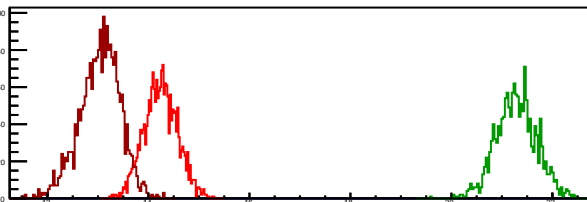
### Cycle 2, Sums

<b>Entries: 674</b> <b>Mean: 12.8374 +/- 0.0253</b> <b>Std Dev: 0.6566 +/- 0.0179</b>	<b>Entries: 4696</b> <b>Mean: 21.5045 +/- 0.0116</b> <b>Std Dev: 0.7945 +/- 0.0082</b>	<b>Entries: 2045</b> <b>Mean: 14.3678 +/- 0.0066</b> <b>Std Dev: 0.2967 +/- 0.0046</b>
---	--	--



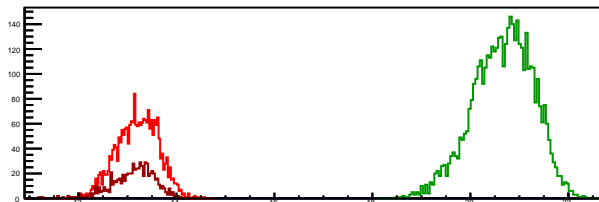
### Cycle 3, Sums

<b>Entries: 2095</b> <b>Mean: 14.2442 +/- 0.0072</b> <b>Std Dev: 0.3287 +/- 0.0051</b>	<b>Entries: 1584</b> <b>Mean: 21.2878 +/- 0.0101</b> <b>Std Dev: 0.4005 +/- 0.0071</b>	<b>Entries: 2471</b> <b>Mean: 13.0364 +/- 0.0081</b> <b>Std Dev: 0.4007 +/- 0.0057</b>
--	--	--



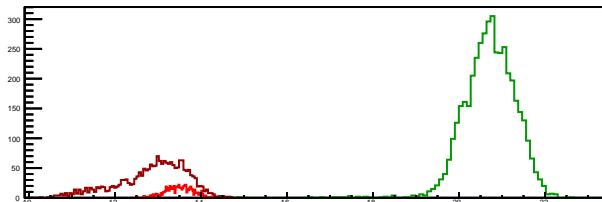
### Cycle 4, Sums

<b>Entries: 2299</b> <b>Mean: 13.2043 +/- 0.0087</b> <b>Std Dev: 0.4172 +/- 0.0062</b>	<b>Entries: 4570</b> <b>Mean: 20.6622 +/- 0.0091</b> <b>Std Dev: 0.6144 +/- 0.0064</b>	<b>Entries: 714</b> <b>Mean: 13.1185 +/- 0.0164</b> <b>Std Dev: 0.4374 +/- 0.0116</b>
--	--	---



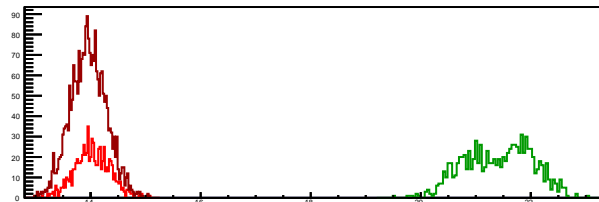
### Cycle 5, Sums

<b>Entries: 669</b> <b>Mean: 13.5016 +/- 0.0127</b> <b>Std Dev: 0.3293 +/- 0.0090</b>	<b>Entries: 4355</b> <b>Mean: 20.7106 +/- 0.0091</b> <b>Std Dev: 0.5974 +/- 0.0064</b>	<b>Entries: 2051</b> <b>Mean: 12.8715 +/- 0.0176</b> <b>Std Dev: 0.7992 +/- 0.0125</b>
---	--	--



### Cycle 6, Sums

<b>Entries: 765</b> <b>Mean: 14.0265 +/- 0.0114</b> <b>Std Dev: 0.3160 +/- 0.0081</b>	<b>Entries: 964</b> <b>Mean: 21.4120 +/- 0.0197</b> <b>Std Dev: 0.6102 +/- 0.0139</b>	<b>Entries: 2476</b> <b>Mean: 13.9604 +/- 0.0066</b> <b>Std Dev: 0.3262 +/- 0.0046</b>
---	---	--



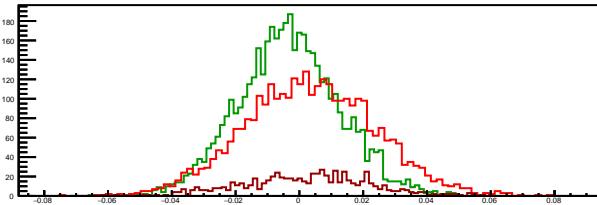
### Cycle 7, Sums

<b>Entries: 994</b> <b>Mean: 13.9423 +/- 0.0096</b> <b>Std Dev: 0.3020 +/- 0.0068</b>	<b>Entries: 1995</b> <b>Mean: 21.7050 +/- 0.0084</b> <b>Std Dev: 0.3758 +/- 0.0059</b>	<b>Entries: 672</b> <b>Mean: 14.0491 +/- 0.0122</b> <b>Std Dev: 0.3172 +/- 0.0087</b>
---	--	---



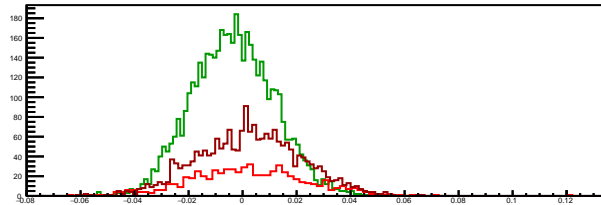
### Cycle 1, Asyms

<b>Entries: 3328</b> <b>Mean: 0.0032 +/- 0.0004</b> <b>Std Dev: 0.0205 +/- 0.0003</b>	<b>Entries: 4577</b> <b>Mean: -0.0033 +/- 0.0002</b> <b>Std Dev: 0.0159 +/- 0.0002</b>	<b>Entries: 713</b> <b>Mean: 0.0023 +/- 0.0007</b> <b>Std Dev: 0.0197 +/- 0.0005</b>
---	--	--



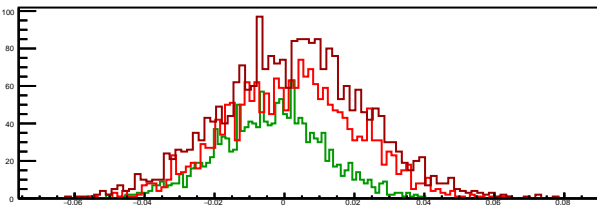
### Cycle 2, Asyms

<b>Entries: 674</b> <b>Mean: 0.0021 +/- 0.0009</b> <b>Std Dev: 0.0221 +/- 0.0006</b>	<b>Entries: 4696</b> <b>Mean: -0.0035 +/- 0.0002</b> <b>Std Dev: 0.0151 +/- 0.0002</b>	<b>Entries: 2045</b> <b>Mean: 0.0025 +/- 0.0004</b> <b>Std Dev: 0.0190 +/- 0.0003</b>
--	--	---



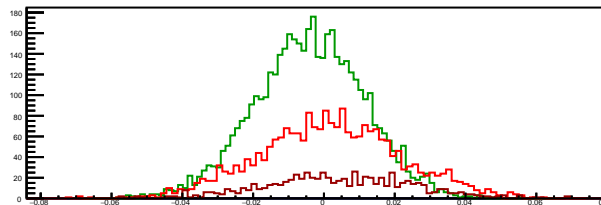
### Cycle 3, Asyms

<b>Entries: 2095</b> <b>Mean: 0.0021 +/- 0.0004</b> <b>Std Dev: 0.0184 +/- 0.0003</b>	<b>Entries: 1584</b> <b>Mean: -0.0039 +/- 0.0004</b> <b>Std Dev: 0.0152 +/- 0.0003</b>	<b>Entries: 2471</b> <b>Mean: 0.0025 +/- 0.0004</b> <b>Std Dev: 0.0205 +/- 0.0003</b>
---	--	---



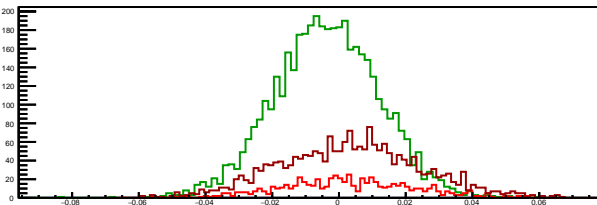
### Cycle 4, Asyms

<b>Entries: 2299</b> <b>Mean: 0.0016 +/- 0.0004</b> <b>Std Dev: 0.0201 +/- 0.0003</b>	<b>Entries: 4570</b> <b>Mean: -0.0041 +/- 0.0002</b> <b>Std Dev: 0.0155 +/- 0.0002</b>	<b>Entries: 714</b> <b>Mean: 0.0039 +/- 0.0008</b> <b>Std Dev: 0.0208 +/- 0.0006</b>
---	--	--



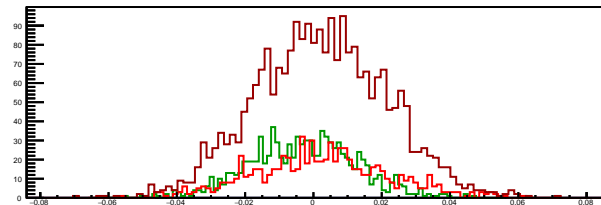
### Cycle 5, Asyms

<b>Entries: 669</b> <b>Mean: 0.0028 +/- 0.0008</b> <b>Std Dev: 0.0198 +/- 0.0005</b>	<b>Entries: 4355</b> <b>Mean: -0.0037 +/- 0.0002</b> <b>Std Dev: 0.0158 +/- 0.0002</b>	<b>Entries: 2051</b> <b>Mean: 0.0032 +/- 0.0005</b> <b>Std Dev: 0.0211 +/- 0.0003</b>
--	--	---



### Cycle 6, Asyms

<b>Entries: 765</b> <b>Mean: 0.0022 +/- 0.0007</b> <b>Std Dev: 0.0198 +/- 0.0005</b>	<b>Entries: 964</b> <b>Mean: -0.0030 +/- 0.0005</b> <b>Std Dev: 0.0157 +/- 0.0004</b>	<b>Entries: 2476</b> <b>Mean: 0.0022 +/- 0.0004</b> <b>Std Dev: 0.0192 +/- 0.0003</b>
--	---	---



### Cycle 7, Asyms

<b>Entries: 994</b> <b>Mean: 0.0028 +/- 0.0006</b> <b>Std Dev: 0.0199 +/- 0.0004</b>	<b>Entries: 1995</b> <b>Mean: -0.0038 +/- 0.0003</b> <b>Std Dev: 0.0147 +/- 0.0002</b>	<b>Entries: 672</b> <b>Mean: 0.0029 +/- 0.0008</b> <b>Std Dev: 0.0199 +/- 0.0005</b>
--	--	--

