

prosense® SPT25 Series Pressure Transmitters



The ProSense SPT25 pressure transmitter series is engineered to meet many industrial, commercial, and OEM pressure measurement applications. The all stainless steel welded thin film sensing element provides very fast response time and is compatible with many different media sensing applications. With a robust design resistant to vibration, shock, and EMI/RFI, the SPT25 series provides high accuracy over a wide compensated temperature range. Pressure sensing ranges from vacuum to 5000 psig are available along with a 1/4 inch NPT male threaded process connection. Choose from linear outputs of 4-20 mA or 0-10VDC with electrical connections of either a DIN 175301-803C L-connector or 6.6 foot (2 m) integral shielded cable.

Applications

- Process control & automation
- Pump & compressor control
- Hydraulic systems
- Pneumatic systems
- Engine monitoring
- Refrigeration equipment
- Presses
- Machine tools

Features

- All stainless steel welded sensing element
- Fast response time
- Pressure sensing ranges from vacuum to 5000 psig
- 1/4 inch NPT male threaded process connection
- Output options: 4-20 mA or 0-10 VDC
- Integral 6.6 foot shielded cable or DIN form C electrical connections
- Made in the USA
- CE marked
- 3-year warranty

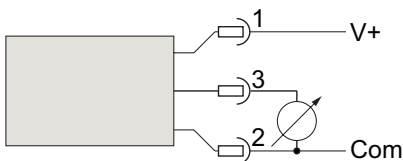


ProSense SPT25 Series Pressure Transmitters (Shielded Cable)					
Part Number	Description	Electrical Connection	Input Voltage	Wt(lb)	Price
SPT25-20-V30A	Pressure transmitter, 4 to 20 mA output, -14.7 vacuum to 30 psig range, 1/4" NPT male port	Integral 6.6 ft (2m) shielded cable	9 - 36 VDC	0.38	\$115.00
SPT25-20-0030A	Pressure transmitter, 4 to 20 mA output, 0 to 30 psig range, 1/4" NPT male port				\$115.00
SPT25-20-0060A	Pressure transmitter, 4 to 20 mA output, 0 to 60 psig range, 1/4" NPT male port				\$115.00
SPT25-20-0100A	Pressure transmitter, 4 to 20 mA output, 0 to 100 psig range, 1/4" NPT male port				\$115.00
SPT25-20-0150A	Pressure transmitter, 4 to 20 mA output, 0 to 150 psig range, 1/4" NPT male port				\$115.00
SPT25-20-0200A	Pressure transmitter, 4 to 20 mA output, 0 to 200 psig range, 1/4" NPT male port				\$115.00
SPT25-20-0300A	Pressure transmitter, 4 to 20 mA output, 0 to 300 psig range, 1/4" NPT male port				\$115.00
SPT25-20-0500A	Pressure transmitter, 4 to 20 mA output, 0 to 500 psig range, 1/4" NPT male port				\$115.00
SPT25-20-1000A	Pressure transmitter, 4 to 20 mA output, 0 to 1000 psig range, 1/4" NPT male port				\$115.00
SPT25-20-1500A	Pressure transmitter, 4 to 20 mA output, 0 to 1500 psig range, 1/4" NPT male port				\$115.00
SPT25-20-2000A	Pressure transmitter, 4 to 20 mA output, 0 to 2000 psig range, 1/4" NPT male port				\$115.00
SPT25-20-3000A	Pressure transmitter, 4 to 20 mA output, 0 to 3000 psig range, 1/4" NPT male port				\$115.00
SPT25-20-5000A	Pressure transmitter, 4 to 20 mA output, 0 to 5000 psig range, 1/4" NPT male port				\$115.00
SPT25-10-V30A	Pressure transmitter, 0 to 10 V output, -14.7 vacuum to 30 psig range, 1/4" NPT male port		14 - 36 VDC		\$115.00
SPT25-10-0030A	Pressure transmitter, 0 to 10 V output, 0 to 30 psig range, 1/4" NPT male port				\$115.00
SPT25-10-0060A	Pressure transmitter, 0 to 10 V output, 0 to 60 psig range, 1/4" NPT male port				\$115.00
SPT25-10-0100A	Pressure transmitter, 0 to 10 V output, 0 to 100 psig range, 1/4" NPT male port				\$115.00
SPT25-10-0150A	Pressure transmitter, 0 to 10 V output, 0 to 150 psig range, 1/4" NPT male port				\$115.00
SPT25-10-0200A	Pressure transmitter, 0 to 10 V output, 0 to 200 psig range, 1/4" NPT male port				\$115.00
SPT25-10-0300A	Pressure transmitter, 0 to 10 V output, 0 to 300 psig range, 1/4" NPT male port				\$115.00
SPT25-10-0500A	Pressure transmitter, 0 to 10 V output, 0 to 500 psig range, 1/4" NPT male port				\$115.00
SPT25-10-1000A	Pressure transmitter, 0 to 10 V output, 0 to 1000 psig range, 1/4" NPT male port				\$115.00
SPT25-10-1500A	Pressure transmitter, 0 to 10 V output, 0 to 1500 psig range, 1/4" NPT male port				\$115.00
SPT25-10-2000A	Pressure transmitter, 0 to 10 V output, 0 to 2000 psig range, 1/4" NPT male port				\$115.00
SPT25-10-3000A	Pressure transmitter, 0 to 10 V output, 0 to 3000 psig range, 1/4" NPT male port				\$115.00
SPT25-10-5000A	Pressure transmitter, 0 to 10 V output, 0 to 5000 psig range, 1/4" NPT male port				\$115.00

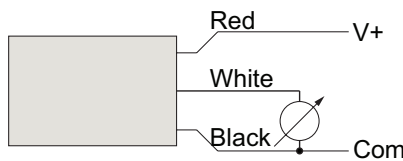
prosense® SPT25 Series Pressure Transmitters

ProSense SPT25 Series Pressure Transmitters (DIN Connector)					
Part Number	Description	Electrical Connection	Input Voltage	Wt(lb)	Price
SPT25-20-V30D	Pressure transmitter, 4 to 20 mA output, -14.7 vacuum to 30 psig range, 1/4" NPT male port	DIN 175301-803C L-connector	9 - 36 VDC	0.30	\$109.00
SPT25-20-0030D	Pressure transmitter, 4 to 20 mA output, 0 to 30 psig range, 1/4" NPT male port				\$109.00
SPT25-20-0060D	Pressure transmitter, 4 to 20 mA output, 0 to 60 psig range, 1/4" NPT male port				\$109.00
SPT25-20-0100D	Pressure transmitter, 4 to 20 mA output, 0 to 100 psig range, 1/4" NPT male port				\$109.00
SPT25-20-0150D	Pressure transmitter, 4 to 20 mA output, 0 to 150 psig range, 1/4" NPT male port				\$109.00
SPT25-20-0200D	Pressure transmitter, 4 to 20 mA output, 0 to 200 psig range, 1/4" NPT male port				\$109.00
SPT25-20-0300D	Pressure transmitter, 4 to 20 mA output, 0 to 300 psig range, 1/4" NPT male port				\$109.00
SPT25-20-0500D	Pressure transmitter, 4 to 20 mA output, 0 to 500 psig range, 1/4" NPT male port				\$109.00
SPT25-20-1000D	Pressure transmitter, 4 to 20 mA output, 0 to 1000 psig range, 1/4" NPT male port				\$109.00
SPT25-20-1500D	Pressure transmitter, 4 to 20 mA output, 0 to 1500 psig range, 1/4" NPT male port				\$109.00
SPT25-20-2000D	Pressure transmitter, 4 to 20 mA output, 0 to 2000 psig range, 1/4" NPT male port				\$109.00
SPT25-20-3000D	Pressure transmitter, 4 to 20 mA output, 0 to 3000 psig range, 1/4" NPT male port				\$109.00
SPT25-20-5000D	Pressure transmitter, 4 to 20 mA output, 0 to 5000 psig range, 1/4" NPT male port				\$109.00
SPT25-10-V30D	Pressure transmitter, 0 to 10 V output, -14.7 vacuum to 30 psig range, 1/4" NPT male port		14 - 36 VDC		\$109.00
SPT25-10-0030D	Pressure transmitter, 0 to 10 V output, 0 to 30 psig range, 1/4" NPT male port				\$109.00
SPT25-10-0060D	Pressure transmitter, 0 to 10 V output, 0 to 60 psig range, 1/4" NPT male port				\$109.00
SPT25-10-0100D	Pressure transmitter, 0 to 10 V output, 0 to 100 psig range, 1/4" NPT male port				\$109.00
SPT25-10-0150D	Pressure transmitter, 0 to 10 V output, 0 to 150 psig range, 1/4" NPT male port				\$109.00
SPT25-10-0200D	Pressure transmitter, 0 to 10 V output, 0 to 200 psig range, 1/4" NPT male port				\$109.00
SPT25-10-0300D	Pressure transmitter, 0 to 10 V output, 0 to 300 psig range, 1/4" NPT male port				\$109.00
SPT25-10-0500D	Pressure transmitter, 0 to 10 V output, 0 to 500 psig range, 1/4" NPT male port				\$109.00
SPT25-10-1000D	Pressure transmitter, 0 to 10 V output, 0 to 1000 psig range, 1/4" NPT male port				\$109.00
SPT25-10-1500D	Pressure transmitter, 0 to 10 V output, 0 to 1500 psig range, 1/4" NPT male port				\$109.00
SPT25-10-2000D	Pressure transmitter, 0 to 10 V output, 0 to 2000 psig range, 1/4" NPT male port				\$109.00
SPT25-10-3000D	Pressure transmitter, 0 to 10 V output, 0 to 3000 psig range, 1/4" NPT male port				\$109.00
SPT25-10-5000D	Pressure transmitter, 0 to 10 V output, 0 to 5000 psig range, 1/4" NPT male port				\$109.00

0 to 10 VDC Output Wiring Diagram

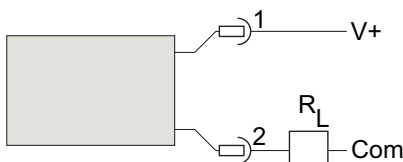


With DIN Connector

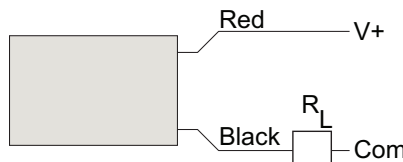


With Integral Cable

4 to 20 mA Output Wiring Diagrams



With DIN Connector



With Integral Cable

Shielded Cable Models Wire Designation

Wire Color	0 - 10 VDC Output	4 - 20 mA Output
Red	V +	V +
Black	Com	Output
White	Output	None
Bare*	Shield Drain Wire	Shield Drain Wire

* Where shielded wiring is being used; Connect the drain wire to the guard terminal on the read out device or measuring instrument if available. In all other cases connect to the power supply negative terminal.

DIN Form C Models Pin Designation

Pin No.	0 - 10 VDC Output	4 - 20 mA Output
1	V+	V+
2	Com	Output
3	Output	None
4	Case Ground	Case Ground

prosense® SPT25 Series Pressure Transmitters

ProSense SPT25 Series General Specifications

Housing Material	20% Glass Reinforced Nylon, Fire retardant to UL94 V1 / 304 Series Stainless steel
Materials (wetted parts)**	304 Series Stainless steel / 17-4PH Stainless Steel
Operating Temperature	-40 to 257°F (-40 to 125°C)
Medium Temperature	-40 to 257°F (-40 to 125°C)
Storage Temperature	-40 to 257°F (-40 to 125°C)
Protection	IP 67 for cabled models IP 65 For DIN connector models
Accuracy*	± 0.50% of full range
Temperature Coefficient	0.15% of full range / 10°F (0.25% of full range / 10°C)
Reference Temperature	70°F ± 1°F (21°C ± 1°C)
Compensated Temperature	-4 to 185°F (-20 to 85°C)
Insulation Resistance	Greater than 100 megohms at 100 VDC
Shock Resistance	100 gs, 6 ms
Vibration Resistance	Random vibration (20 g) over temperature range (-40° to 125°C). Exceeds typical MIL-STD. requirements
Drop Test	Withstands 1 meter on concrete 3 axis
Response Time	Less than 1 msec
Warm-up time	Less than 500 msec
Position Effect	Less than ±0.01% span, typical
Insulation Breakdown Voltage	100 VAC
Reverse Polarity & Miswired Protected	Yes
Durability	Tested to 50 million cycles
Humidity	0 to 100% R.H., no effect
Stability	Less than ±0.25% full range / year
Agency Approvals	CE
*Note - Includes non-linearity, hysteresis & non-repeatability.	
** Not cleaned for oxygen service	

DIN Connector Specifications

Number of contacts	3 + PE
Cable glands	PG 7
Conductor size max.	0.75 mm² / 18AWG
Type of termination	Screw
Suitable cables	4.5 mm to 6mm
Standard DIN	EN 175 301-803-C

ProSense SPT25 Series Technical Specifications

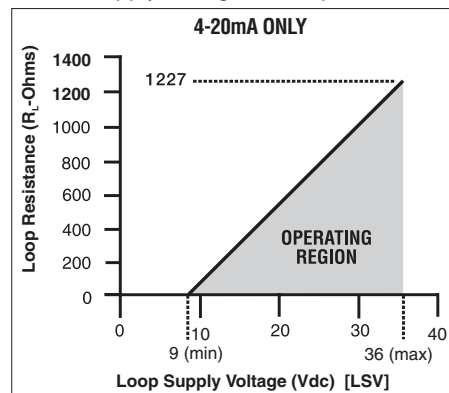
Technical Specifications SPT25-20-xxxx

Operating Voltage	9 – 36 VDC
Analog Output	4 – 20 mA
Maximum Load	Determine Maximum Loop Resistances $V_L - 9 \text{ VDC} = R_L \times 0.022 \text{ amps}$ For example: $[(24 \text{ VDC} - 9 \text{ VDC}) / 0.022 \text{ amps}] = 681\Omega$

Technical Specifications SPT25-10-xxxx

Operating Voltage	14 – 36 VDC
Current Consumption	4 mA
Minimum Load	10 kΩ

Power Supply Voltage vs Loop Resistance



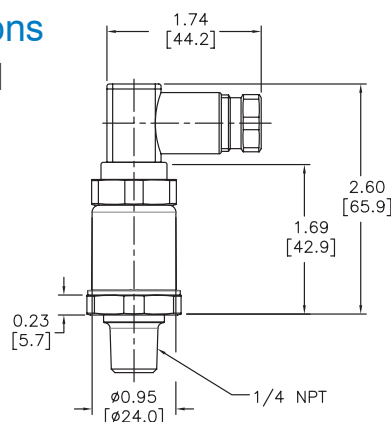
ProSense SPT25 Proof & Burst Pressures

	Proof	Burst
500 psig & below	200% full scale	1000% full scale
1000 – 2000 psig	200% full scale	500% full scale
3000 psig	200% full scale	500% full scale
5000 psig	150% full scale	500% full scale

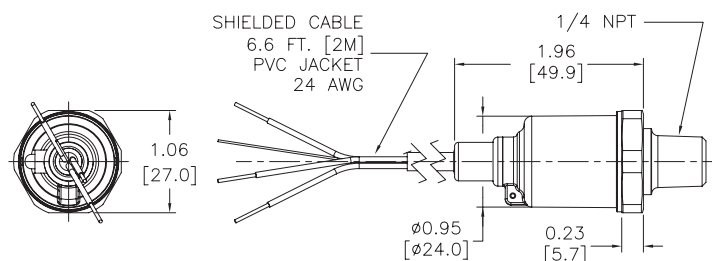
See our website www.AutomationDirect.com for complete Engineering drawings.

Dimensions

inches [mm]



DIN Connector Models



Shielded Cable Models