

INSTRUCTION MANUAL

Thank you for joining the AeroBed® family by purchasing one of our products. You can expect top-notch quality, innovation and imagination from every AeroBed® product. You are about to enjoy the comfort of an AeroBed® product. It is your responsibility to read and always follow the safety, care and maintenance instructions for your new AeroBed® product. Always instruct and supervise others on your bed's proper use, maintenance and safety.

SAVE THESE INSTRUCTIONS READ AND FOLLOW ALL INSTRUCTIONS BEFORE USING THIS PRODUCT.

IMPORTANT SAFETY INFORMATION AND WARNINGS

IMPORTANT

Preparation of your AeroBed® product requires no tools. Use of tools may damage your bed.

⚠ WARNING

This is an electrical product - not a toy. To avoid risk of fire, burns, injury, or shock:

- Always unplug from outlet when not in use and before cleaning.
- Use this product only for its intended use as described in these instructions. Do not use attachments not recommended by the manufacturer.
- Never operate this product if it has a damaged cord or plug, if it is not working properly, if it has been dropped or damaged, or dropped into water.
- Keep the cord away from heated surfaces.
- Never operate the product with the air openings blocked. Keep the air openings free of lint, hair, and the like.
- Never drop or insert any object into any opening.
- Do not operate where aerosol (spray) products are being used or where oxygen is being administered.
- Do not run cord under carpeting. Do not cover with throw rugs, runners or similar coverings. Arrange cord away from traffic area and where it will not be tripped over.

⚠ WARNING

- Product is for indoor use only. Do not use outdoors. For Household/Residential Use Only.
- This product has not been evaluated for flammability or cigarette ignition resistance.

⚠ WARNING

- Use on flat surfaces only. Bed may tip over on uneven surfaces.
- Remove all sharp objects from area where bed will be set up and used. Do not use this bed on abrasive surfaces or near pointed/sharp items or surfaces. Bed may puncture.
- Unplug product when not in use.
- Pump is not intended for continuous use. Pump may stop working or overheat if it is used for extended periods of time.
- Do not use pump continuously for more than 10 minutes.
- To avoid excessive heat build-up in pump, allow pump to cool off for 30 minutes after each 10 minutes of continuous use.
- Do not attempt to disassemble, repair, or service the pump. No serviceable parts are contained inside. Contact The Coleman Company, Inc. at 3600 North Hydraulic, Wichita, KS 67219, 1-800-835-3278 or TDD 1-316-832-8707 in the United States or Sunbeam Corporation (Canada) Limited, DBA Jarden Consumer Solutions at 20B Hereford Street, Brampton ON L6Y 0M1, 1-800-387-6161 in Canada for repair and service center information.

SERVICING OF DOUBLE-INSULATED PRODUCTS

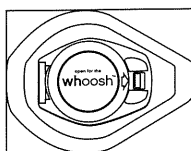
In a double-insulated product, two systems of insulation are provided instead of grounding. No grounding means is provided on a double-insulated product, nor is a means for grounding to be added to the product. Servicing a double-insulated product requires extreme care and knowledge of the system, and is to be done only by qualified service personnel. Replacement parts for a double-insulated product must be identical to the parts they replace.

INFLATION & ADJUSTMENTS

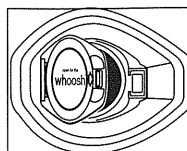
NOTE: BED MUST BE AT ROOM TEMPERATURE PRIOR TO INFLATING OR IT MAY CAUSE AIR LEAKS.

NOTE: PRESSURE CAN VARY DEPENDING ON ROOM TEMPERATURE AND CONSUMER WEIGHT.

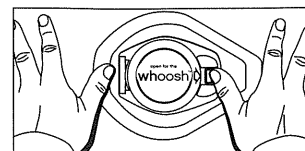
1. Place your rolled-up bed on the floor or other surface free of obstructions or sharp objects.
2. Make certain the Quick Air Release Valve is closed. If the release valve is open, close it by using 2 thumbs to push cover and snap into valve. Be careful to avoid pushing valve cover to the right or left as it snaps into the valve opening.



This is the closed position.

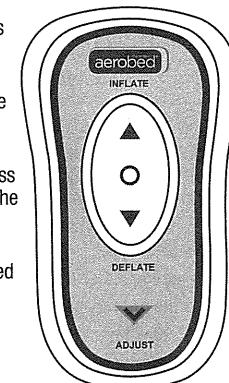
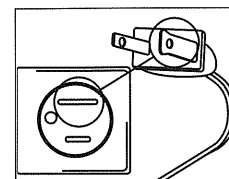


Open Air Release Valve.



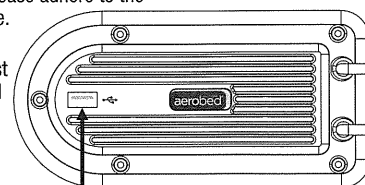
Close Valve Using 2 Thumbs.

3. Remove the AC plug and cord from the plastic bag and shrink wrap.
4. Plug into any standard polarized 120 Volt AC electrical outlet. North American Electrical rating: 120 VAC 60 Hz 1.5 A.
(Note: 230 VAC product sold outside of North America). This product has a polarized attachment plug (one blade is wider than the other) as a safety feature. This plug will fit into a polarized outlet only one way. If the plug does not fit fully in the outlet, reverse the plug. If it still does not fit, contact a qualified electrician. Never use with an extension cord unless the plug can be fully inserted. Do not attempt to defeat this safety feature.
5. On the Control Wand, press the UP arrow on the switch into the "INFLATE" position to inflate your bed. Once bed has reached desired firmness, return the switch to the off position "O".
6. Lie on your bed and use the Control Wand to adjust the firmness to your desired level. For a firmer bed, press the UP arrow on the switch into the "INFLATE" position. For a softer bed, press the down arrow "ADJUST" until desired firmness level is attained.
7. Once desired firmness is reached, ensure the switch is returned to the off position "O".



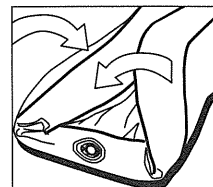
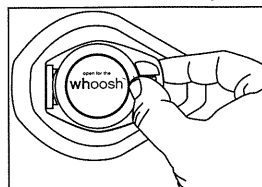
USB CHARGING PORT

1. Your AeroBed® product includes a USB port built into the pump for charging your personal device. Please adhere to the following guidelines to ensure proper usage.
2. In order to charge your personal device using the included USB port, the pump must remain plugged into any standard polarized 120VAC electrical outlet throughout the entire charging cycle.
3. For your convenience, directly below the pump is a black mesh pocket that may be used for storing your personal device throughout the charging cycle.
4. Once your device is fully charged, please disconnect the charging cable from the device and from the USB port.



DEFLATION AND STORAGE

1. To deflate your bed, open the Quick Release Valve and allow air to expel.
2. For the most compact storage, close the valve and use the Control Wand to press the DOWN arrow on the switch into the "DEFLATE" position. After all the air is expelled from the bed, return switch to the off position "O".
3. Roll or fold the AC cord and wand cord and secure it. Fold the sides of the bed into the center along its length. Tightly roll and place the bed in the convenient carry bag or other storage solution and store in a dry, clean location.
4. Store your bed in a clean, dry place at room temperature (above 50 °F/10 °C). Storing your bed under 50 °F (10 °C) and over 100 °F (38 °C) may affect its performance and will not be covered under warranty.



CARE AND MAINTENANCE

WARNING: Do not attempt to disassemble, repair, or service the pump. No serviceable parts are contained inside. Contact The Coleman Company, Inc. at 3600 North Hydraulic, Wichita, KS 67219 U.S.A. 1-800-835-3278 or TDD 1-316-832-8707 in the United States or Sunbeam Corporation (Canada) Limited, DBA Jarden Consumer Solutions at 20B Hereford Street, Brampton ON L6Y 0M1, 1-800-387-6161 in Canada for repair and service center information.

1. Inspect your bed prior to each use.
2. Keep your bed away from any sharp objects. Large cuts or snags may not be repairable and will not be covered by your warranty.
3. When not in use, store your bed in a clean, dry place out of extreme temperatures. Product must be at room temperature.
4. Do not store your bed folded inside sofa beds or roll-aways. This may cause damage to your bed and will void your warranty.

CLEANING

DANGER: To reduce risk of electric shock:

Always unplug this furnishing from the electrical outlet before cleaning.

We recommend that you do not let the plush surface of your AeroBed® mattress get wet. Repeated exposure to water or other liquids may cause damage to the plush surface that will not be covered by your warranty. Should liquid come in contact with the plush surface, blot liquid dry and use a damp cloth to remove any stain. Let surface air dry completely.

You may clean the PVC on the sides and bottom of your bed with a mild dishwashing detergent or household cleaner. Do not use strong chemicals or other compounds. Allow your bed to air dry completely after cleaning and before storing.

Mattress Cover (if included)

Machine wash separately in warm water, gentle cycle using mild soap or detergent. Do not bleach.

Tumble dry with low heat, remove immediately after drying. Use cool iron if needed.



WARNING: Read airbed instruction manual and follow all safety instructions to avoid serious injury or death.



Not suitable for children under 3 years of age.

Risk of Suffocation

- Infants have suffocated on inflatable mattresses. Never allow a child under 3 years of age or persons with limited mobility to sleep on an inflatable mattress.
- Children can be entrapped between the inflatable mattress and an adjacent vertical surface. Provide at least a shoulder width space between the inflatable mattress and walls, dressers or other vertical objects to avoid entrapment.
- Always keep the inflatable mattress fully inflated when in use.

This furnishing has not been evaluated for flammability or cigarette ignition resistance. See instructions for additional warnings.



This airbed can melt or burn. Keep away from open flames, heaters, and other hot objects. Do not smoke on or near the airbed.



This airbed is not for use in water. It is not a life saving device, personal flotation device, or water toy.



This airbed is not a toy. Do not stand, walk, jump or play on the airbed. This can result in serious injury or damage to the airbed.

LIMITED EXPRESS WARRANTY

The Coleman Company, Inc. ("us") warrants to the original purchaser ("you") that this AeroBed® ("product") is guaranteed against defects in materials and workmanship for the following periods: pump and valve, three (3) years from date of purchase; mattress, one (1) year from date of purchase.

OUR EXCLUSIVE OBLIGATION, AND YOUR SOLE AND EXCLUSIVE REMEDY UNDER THIS LIMITED WARRANTY OR OTHERWISE SHALL BE THE REPAIR OR REPLACEMENT OF ANY PRODUCT OR PARTS WHICH MAY PROVE DEFECTIVE UNDER THE CONDITIONS OF NORMAL USE DURING THE WARRANTY PERIOD. IN THE EVENT THE PRODUCT OR PARTS CANNOT BE REPAIRED OR REPLACED, YOU SHALL RECEIVE A PRODUCT OF COMPARABLE VALUE AT OUR EXPENSE. THIS WARRANTY IS NON-TRANSFERABLE, AND IS VALID FOR THE FIRST, ORIGINAL PURCHASER FROM AN AUTHORIZED DEALER OF AEROBED® PRODUCT. THIS LIMITED WARRANTY GIVES YOU SPECIFIC LEGAL RIGHTS, AND YOU MAY ALSO HAVE OTHER RIGHTS WHICH VARY FROM STATE TO STATE.

EXCLUSIONS

Our obligation under this limited express warranty shall not apply if our inspection shows:

- A. That the product has been used for other than normal indoor sleeping purposes.
- B. Any product or part has been damaged by alteration.
- C. Any product or part has been subject to accident, misuse, abuse or has been operated contrary to our written instructions.

WARRANTY REDEMPTIONS

You must obtain an authorization from us before returning a defective product. Call us at 1-800-835-3278 or TDD 1-316-832-8707 in the United States or 1-800-387-6161 in Canada for a return authorization. The product should be carefully packaged and delivered postage or delivery charges prepaid at the address set forth above. You are responsible for all damages incurred in shipping.

WARRANTY DISCLAIMER

EXCEPT FOR THE LIMITED EXPRESS WARRANTY SET FORTH IN THIS SECTION AND IMPLIED WARRANTIES FOR THE DURATION OF THE EXPRESS WARRANTY, SELLER MAKES NO EXPRESS OR IMPLIED REPRESENTATIONS. ALL CLAIMS AGAINST US MUST BE BROUGHT WITHIN ONE (1) YEAR FROM THE TIME THEY ARISE. SOME STATES DO NOT ALLOW LIMITATIONS ON HOW LONG AN IMPLIED WARRANTY LASTS, SO THE ABOVE DISCLAIMER MAY NOT APPLY TO YOU.

LIMITATION OF LIABILITY

TO THE FULLEST EXTENT PERMITTED BY LAW, SELLER SHALL NOT BE LIABLE FOR INDIRECT, SPECIAL, INCIDENTAL OR CONSEQUENTIAL DAMAGES WITH RESPECT TO THE SALE OF USE OF THE PRODUCTS, INCLUDING ANY LOST REVENUES, LOSS OF USE OR LOST PROFITS, REGARDLESS OF THE THEORY BY WHICH ANY CLAIM MAY BE BASED, INCLUDING ANY TORT, TANGIBLE PROPERTY DAMAGE OR STATUTORY CAUSES OF ACTION. NOTWITHSTANDING THE TERM OF ANY LIMITED OR IMPLIED WARRANTY, OR IN THE EVENT THAT ANY LIMITED WARRANTY FAILS OF ITS ESSENTIAL PURPOSE, IN NO EVENT WILL OUR ENTIRE LIABILITY TO YOU EXCEED THE PURCHASE PRICE ACTUALLY PAID BY YOU FOR THE PRODUCTS, OR ANY DEFECTIVE OR NONCONFORMING PORTION THEREOF, WHICHEVER IS THE LESSER AMOUNT.

SOME STATES DO NOT ALLOW THE EXCLUSION OR LIMITATION OF INCIDENTAL OR CONSEQUENTIAL DAMAGES, SO THE ABOVE LIMITATION OR EXCLUSION MAY NOT APPLY TO YOU.

THIS AGREEMENT AND ANY CLAIMS AND DISPUTES BETWEEN THE PARTIES SHALL BE GOVERNED BY AND SUBJECT TO THE INTERNAL LAWS (EXCLUSIVE OF THE CONFLICTS OF LAW PROVISION) AND DECISIONS OF THE COURTS OF THE STATE OF KANSAS. THE EXCLUSIVE VENUE AND JURISDICTION FOR ALL CLAIMS AND DISPUTES SHALL BE THE STATE OR FEDERAL COURT LOCATED IN WICHITA, KANSAS.

Please write us or call us with any comments or questions:

For products purchased in the United States: The Coleman Company, Inc. at 3600 North Hydraulic, Wichita, KS 67219 U.S.A. 1-800-835-3278 or TDD 1-316-832-8707

For products purchased in Canada: Sunbeam Corporation (Canada) Limited, DBA Jarden Consumer Solutions at 20B Hereford Street, Brampton ON L6Y 0M1, 1-800-387-6161

The Coleman Company, Inc. neither assumes nor authorizes any representative or other person to assume any obligation or liability other than those expressly set forth herein.

© 2017 The Coleman Company, Inc. All rights reserved.

Made in China

www.aerobed.com

4010053849 (ECN20061129-02)