

Maintenance

General

The launcher is made of a tough polycarbonate plastic, and the darts are made from ABS plastic. For best performance, keep all components clean and dry. Occasionally spray a small amount of a silicone-based lubricant into the reel to extend the life of the reel. This can increase the distance.

Replace the line every six months or 200 uses with a 4 - 6 kg (8 - 14 lb) monofilament fishing line.

Launcher

Keep the launcher clean and dry. If the launcher gets wet, or if it is exposed to salty conditions, spray a small amount of a silicone-based lubricant into the barrel.

Darts

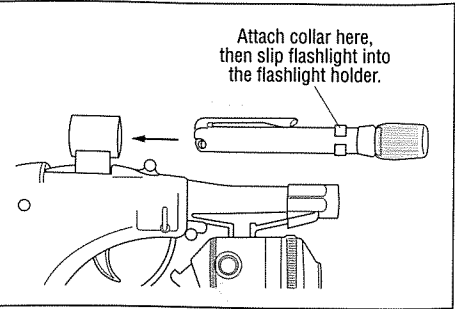
The dart is made from a softer material than the launcher, and the dart will eventually wear out. As the dart wears, the trigger action will not feel as crisp as it did when the dart was new. Replace the dart when the trigger action begins to smooth noticeably. An accessory pack of 4 darts, part number 500 6259.0, can be purchased separately.

Do not use any type of lubricant on the dart.

Flashlight

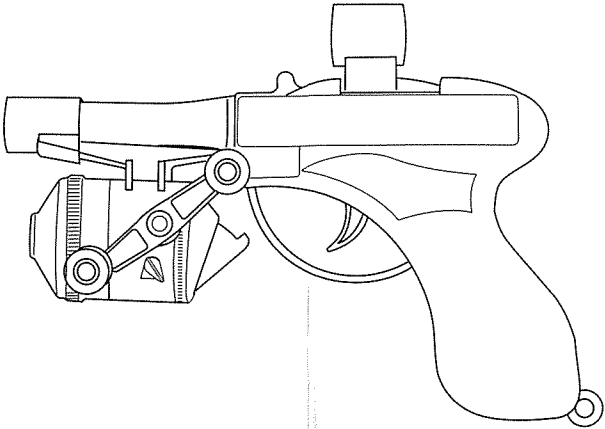
The launcher includes a flashlight holder with a C-shaped collar to accommodate a Greenlee Pocket-Light, UPC number 45600 (purchased separately).

The collar may be removed to accommodate other commercially available flashlights.



INSTRUCTION MANUAL

English Español Français



CABLECASTER™



Read and understand all of the instructions and safety information in this manual before operating or servicing this tool.

GREENLEE **TEXTRON**

Greenlee Textron / Subsidiary of Textron Inc.

4455 Boeing Drive, Rockford, IL 61109-2988 USA

Customer Service (International): 815/397-7070 • Fax: 815/397-1391

Customer Service (North America): 800/435-0786 • Fax: 800/451-2632, 815/397-1865

Canada Fax: 800/524-2853

Printed in the U.S.A.

999 3099.4

© 1999 Greenlee Textron

IM 1374 3/99

Description

The Greenlee CableCaster™ is intended to be used for fishing a string above dropped ceilings, acoustic tile, rafters and other confined areas. The string is then used to pull in lightweight wire or cable.

Purpose

This instruction manual is intended to familiarize all personnel with the safe operation and maintenance procedures for the Greenlee CableCaster™.


Keep this manual available to all personnel.

Replacement manuals are available upon request at no charge.

 and  **GREENLEE**™ are registered trademarks of Greenlee Textron.

Safety

Safety is essential in the use and maintenance of Greenlee tools and equipment. This instruction manual and any decals on the tool provide information for avoiding hazards and unsafe practices related to the use of this tool. Observe all of the safety information provided.



⚠ WARNING

- Wear eye protection when using this tool.
- Ensure that all personnel within 15.25 meters (50 feet) are wearing eye protection when using this tool.

Failure of any personnel within this distance to wear eye protection can result in serious eye injury.

IMPORTANT SAFETY INFORMATION

⚠ WARNING

- Do not point launcher at people. Accidental discharge can result in injury.
- Load the launcher with the provided darts only. Do not attempt to insert any other object into the launcher.
- Remove dart from barrel of launcher when not in use. Store dart in the dart holder. Accidental discharge can result in injury.
- Load dart just prior to use. After loading the dart into the launcher, set the trigger lock to the vertical (lock) position. Accidental discharge can result in injury.

Failure to observe these warnings can result in severe injury.

⚠ CAUTION

- Do not attempt to repair this tool. It contains no user-serviceable parts.
- Inspect tool and darts before operating. Replace worn or damaged tool or darts. A worn or damaged item can break or discharge accidentally and cause an injury.
- Set the trigger lock to the forward (launch) position before loading dart.
- Use this tool for manufacturer's intended purpose only. Use other than that which is described in this manual can result in injury or property damage.

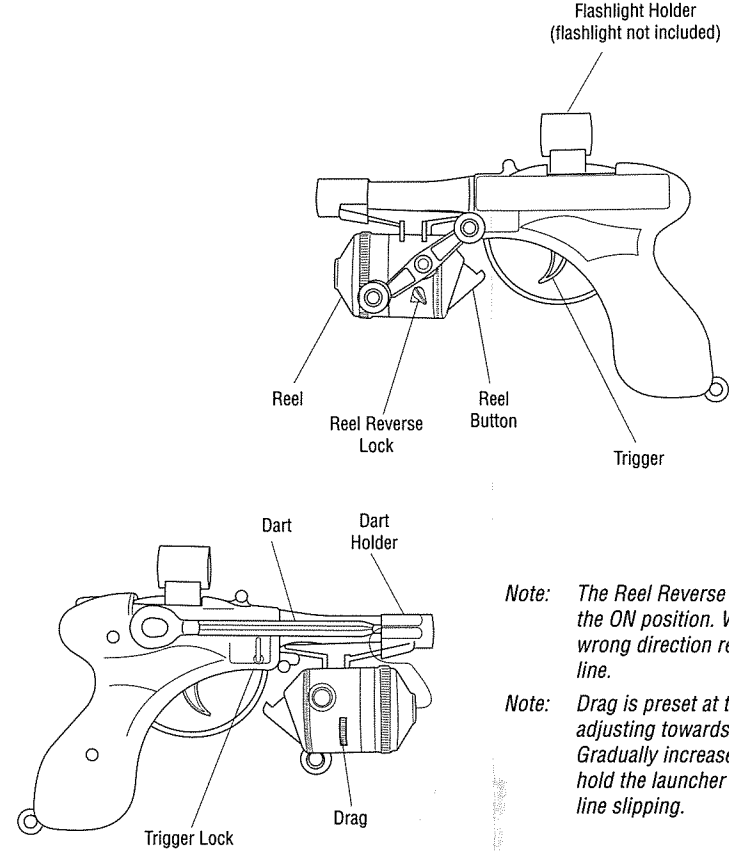
Failure to observe these precautions can result in injury and property damage.

Introduction

The CableCaster™ allows you to easily fish a retrieval string above dropped ceilings, acoustic tile, rafters, etc. After fishing the string into place, use the string to pull in lightweight communications cable.

The CableCaster™ can launch a dart up to 15.25 meters (50 feet).

Identification

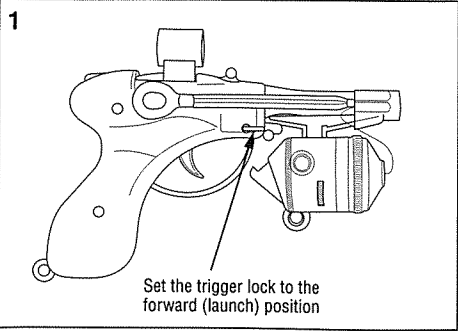


Note: The Reel Reverse Lock should always be in the ON position. Winding the reel in the wrong direction results in loose, tangled line.

Note: Drag is preset at the factory. We suggest adjusting towards the “—” setting first. Gradually increase the drag until you can hold the launcher up by the line without the line slipping.

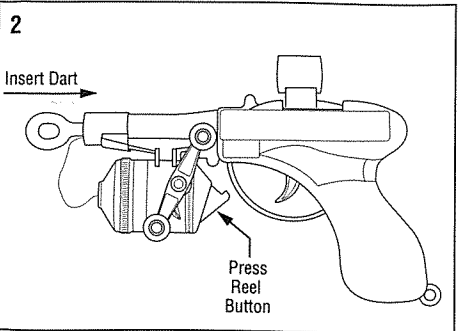
Operation

1



Set the trigger lock to the forward (launch) position

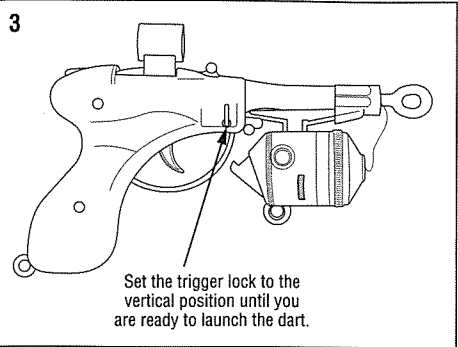
2



Insert Dart

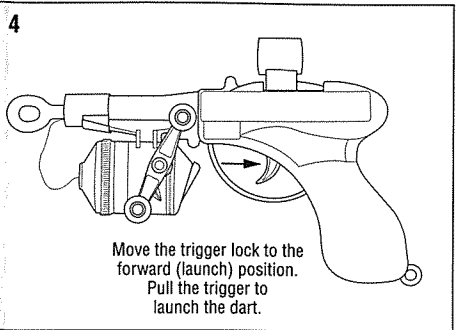
Press Reel Button

3



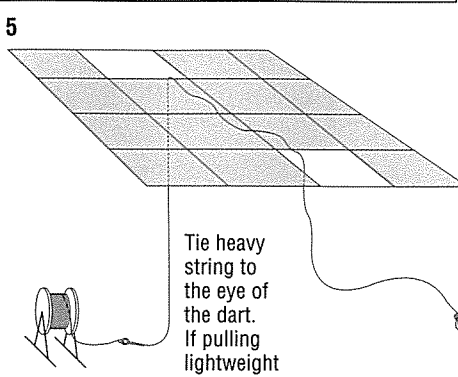
Set the trigger lock to the vertical position until you are ready to launch the dart.

4



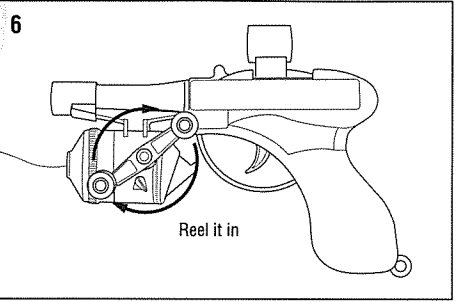
Move the trigger lock to the forward (launch) position. Pull the trigger to launch the dart.

5



Tie heavy string to the eye of the dart. If pulling lightweight cable, attach the cable directly to the dart.

6



Reel it in