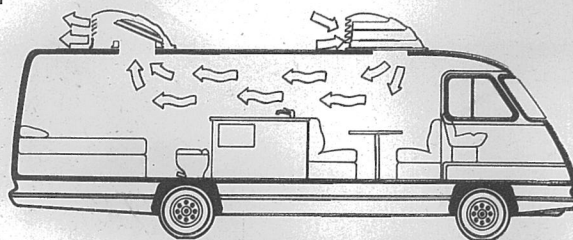


THE MAXXAIR VENT COVER

- Lets in fresh air anytime . . . Rain or Shine!
- Prevents heat build up
- Mounts to existing 14" x 14" roof vents
- Ideal ventilation for pets
- **NOT recommended as a cover for high-powered ventilator fans - Use our FAN/MATE® shown below**
- Three year limited warranty

MAXXAIR®
VENT CORP.



Your #1 Choice for RV Ventilation

INSTALLATION INSTRUCTIONS

1. Place the MaxxAir over the roof vent with the louver area facing the rear of the vehicle. Center the MaxxAir over the roof vent. Trace the location of the slots in the MaxxAir mounting flange to the roof surface.
2. Position a mounting bracket on your roof so that the slot in the bracket intersects one of the locations traced on the roof. For maximum strength place the mounting brackets as close as possible to the outside corner of your existing roof vent frame.
3. Mark the location of the screw hole in the bracket onto your roof vent frame. Drill through the roof vent frame using a 3/16" dia. drill bit. Place one of the carriage bolts upward through the slot in the bracket and fasten the bracket to the roof vent wall using the small screw provided. The small hole washer, lock washer and hex nut should be placed on the inside of the roof vent frame wall. Install two brackets on each side of your roof vent as shown in the drawing.

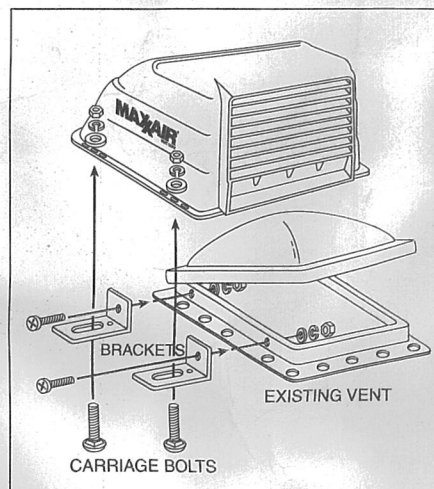


4. Place the MaxxAir on the four upward pointing carriage bolts and fasten using the large hole washers and hex nuts provided. You may have to push the head of the carriage bolt up into the bracket slot to prevent the carriage bolt from turning during tightening of the nuts.

5. A slight air gap between the MaxxAir base and the roof after installation is normal and permits condensation to escape.

We suggest that you remove, clean with mild soapy water and inspect your MaxxAir Vent Cover annually. Verify that there is no damage and that the mounting brackets are properly tightened to the existing roof vent.

MaxxAir Vent Cover



Contents of Kit • Stainless Steel & Aluminum


- | | |
|---------------------------|-----------------------|
| 4 - 1/4-20 washers | 4 - 8/32 nuts |
| 4 - 1/4-20 hex nuts | 4 - 8/32 flat washer |
| 4 - 1/4-20 carriage bolts | 4 - aluminum brackets |
| 4 - 1/4-20 lock washers | 4 - 8/32 screws |
| | 4 - 8/32 lock washer |

★ See Back for More Quality MaxxAir Products ★

FAN/MATE® Rain Cover for High-Powered Ceiling Fans

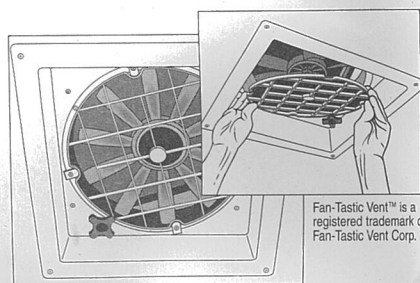
- The recommended cover for high-powered ceiling fan/vents like Polar-Aire™, Fan-Tastic™ or Northern Breeze™
- Deluxe Model 800 features a large, 12" diameter, screened, louvered vent area for high volume air flow
- Economy Model 400 features a large open vent area for MAXXimum ventilation
- 3 year limited warranty

P/N 00-945001 Model 400 Fan/Mate™
P/N 00-945000 Model 800 Fan/Mate™



Fan-Tastic Vent™ is a registered trademark of Fan-Tastic Vent Corp.
Polar-Aire is a registered trademark of DTS Manufacturing
Northern Breeze is a registered trademark of Ventline, Divn. of Philips Products, Inc.

EZ/MAXX™
Patent Pending



Fan-Tastic Vent™ is a registered trademark of Fan-Tastic Vent Corp.

Screen Filter for Ceiling Fans

- Prevents dirt and dust from collecting on your ceiling fan's interior screen and fan blade
- Washable, re-useable filter designed for use with Fan-Tastic™ fan
- Simply snap out, rinse, and snap back in place - NO TOOLS REQUIRED!
- 1 year limited warranty

P/N 00-625000
EZ/MAXX™ Screen Filter

MAXXAIR® 5513 West Sligh Ave. • Tampa, Florida 33634
VENT CORP.

Phone 800/780-9893 • 813/882-8282 • Fax 813/876-2550 • Visit our website at www.maxxair.com • Made in the USA
MaxxAir products are protected by U.S. Patent Nos. 5,309,972; 5,672,101; 5,897,435; D.376,007; D.330,415; D.320,267; D.391,632 and other Patents Pending.

MAXAIR[®]

VENT CORP.

Your #1 Choice for RV Ventilation



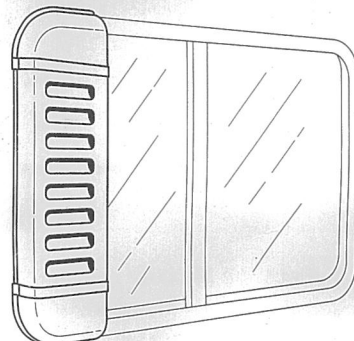
MaxxAir[®] Vent Cover

- Ventilation... without worry about the weather
- Available in Translucent White, Shellwhite (Almond) & Smoke Tint
- Not recommended for use with high-powered ventilators
- Fits 14" x 14" standard roof vents
- 3 year limited warranty

P/N 00-933066 Translucent White Vent Cover
P/N 00-933067 Smoke Vent Cover
P/N 00-933068 Shell White Vent Cover

WINDOW/MAXX[®] Louvered Window Vent

- Refreshing cross-ventilation... RAIN OR SHINE!
- Ideal ventilation for pets
- Mounts to the exterior frame of either right or left hand sliding window
- Not recommended for curved or escape windows
- For sliding windows up to 33" tall
- 3 year limited warranty



P/N 00-455000 Window/Maxx[®]

FAN/MATE[®] Rain Cover for High-Powered Ceiling Fans

- Recommended as rain covers for high-powered ceiling fans like Polar-Aire[™], Fan-Tastic[™] or Northern Breeze[™]
- Deluxe Model 800 features a large, 12" diameter, screened, louvered vent area for high volume air flow
- Economy Model 400 features a large open vent area for MAXXimum ventilation
- 3 year limited warranty

P/N 00-945001 Model 400 Fan/Mate[™]
P/N 00-945000 Model 800 Fan/Mate[™]

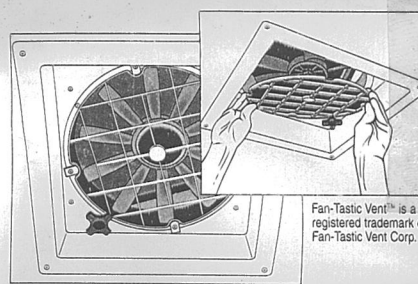


Fan-Tastic Vent[™] is a registered trademark of Fan-Tastic Vent Corp.
Polar-Aire is a registered trademark of DTS Manufacturing
Northern Breeze is a registered trademark of Ventline, Divn. of Philips Products, Inc.

EZ/MAXX[™] Screen Filter for Ceiling Fans

- Prevents dirt and dust from collecting on your ceiling fan's interior screen
- Washable, re-useable filter designed for use with Fan-Tastic[™] fan
- Simply snap out, rinse, and snap back in place - NO TOOLS REQUIRED!
- 1 year limited warranty

P/N 00-625000 EZ/MAXX[™] Screen Filter

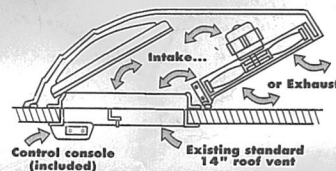


Fan-Tastic Vent[™] is a registered trademark of Fan-Tastic Vent Corp.

TURBO/MAXX[®] All Weather RV Ventilator


- Intake and Exhaust functions
- Powerful 12 volt, 4 amp motor provides over 900 CFM on high speed, 680 on medium and 500 on low @ 1.4 amps
- Large 12" diameter opening with 10 bladed fan allows high volume air flow
- Roof mounted motor & fan blade provide quieter operation
- 3 Speed control console mounts to interior vent trim ring
- Mounts to most 14" roof vents, with NO VENT REMOVAL REQUIRED
- Ventilation even when the fan is not running
- Thermostat model operates automatically when cabin temperature rises
- 2 year limited warranty

P/N 00-965001 Deluxe Model 1200T - W/THERMOSTAT • P/N 00-965007 Economy Model 3550 - W/O THERMOSTAT



TUFF/MAXX[™] A/C Replacement Shroud

- Fits Coleman[®] 11,000 BTU, 13,500 BTU, and 15,000 BTU (Mach 1 and Mach 3 models)
- Available in Polar White and Almond
- Features built-in protective rear intake grill and unique front bumper design for deflecting objects and preventing wind lift
- Installs like the original and includes stainless steel mounting hardware
- Made with super tough High Density Polyethylene plastic with UV inhibitors
- Limited LIFETIME WARRANTY to original owner (proof of purchase required)



Coleman is a registered trademark of the Coleman Co., Inc.

P/N 00-325000 Almond Tuff/Maxx[™]
P/N 00-325001 Polar White Tuff/Maxx[™]

CALL YOUR DEALER FOR MORE DETAILS

MaxxAir Vent Corp. • 5513 West Sligh Ave., Tampa, FL 33634 U.S.A. • 813/882-8282 • 800/780-9893 • www.maxxair.com