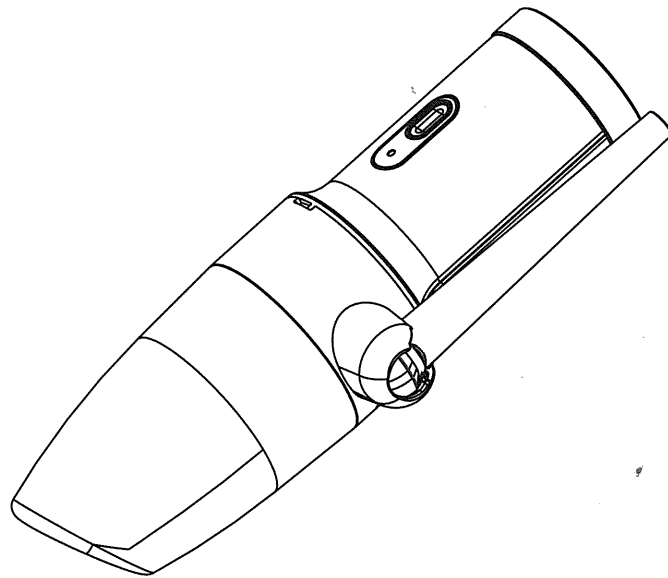


OPOLAR | TAD05

Air Duster - Blower & Vacuum 2-in-1

User Manual



Always here to help you

Register your product to extend the warranty to 18 months.
Visit www.opolar.com and register your product to enjoy the extended warranty.
For any question, help or honor your warranty, please write to support@opolar.com

Congratulations on your purchase and welcome to OPOLAR!
Please read this user manual carefully before you use the duster and also save it for future reference .

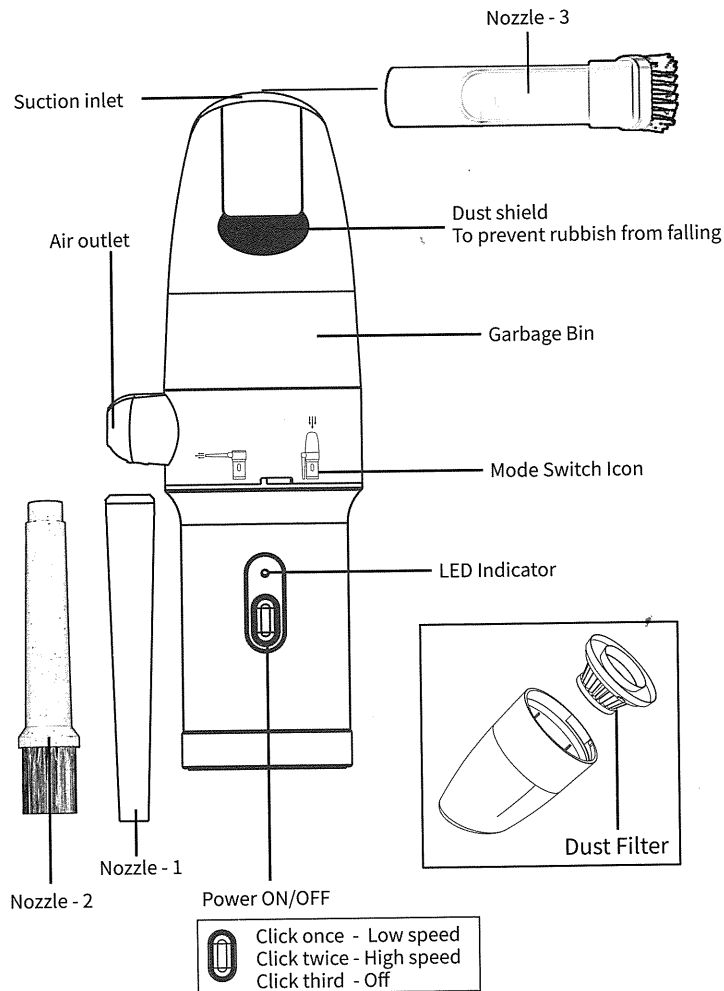
What's in the box

If anything is missing in the packaging, please contact OPOLAR at: support@opolar.com

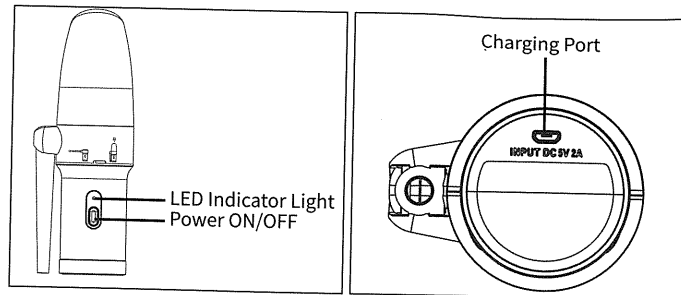
Duster * 1	Nozzle * 3
Cable * 1	User Manual * 1

Specifications

Power Supply	DC 5V
Input	2A
Input Power	10W
Charging	Yellow light stay on
Complete	Light off
Blower & Vacuum Speed	Low - Click once
	High - Click twice
Motor Rotate Speed	60000RPM
Blowing Force	1.83 OZ
Suction Force	8000 Pa
Charging Time	3 H
Battery Working Time(Fully charged)	0.25 ~ 0.5 H
Working Temperature	14°F~ 122°F(-10°C~50°C)
Storage Temperature	-4°F~140°F (-20°C~60°C)
Noise Level	<72dB
Material	ABS, PC
Cable length	41.33 IN
Weight	0.87 LB
Product Dimensions	2.56*3.30*8.8 IN
Battery	2000mAh * 3



How to Charge



Note: Only 2A device (adapter, USB outlet even power bank) supports fast charge. The charging time would not meet what we claimed above if a 1 A device is used for charge.

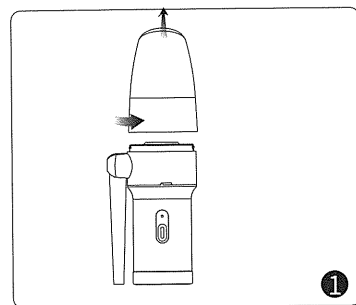
1. When the power is low, the indicator light flashes to shutdown, If you want to turn it on again, you must first charge. The charging cable is inserted into the charging port of the dust blower.
2. Connect output devices such as USB charger and mobile power supply, charging starts, the indicator light is on; after fully charged, it will turn off.

Note:

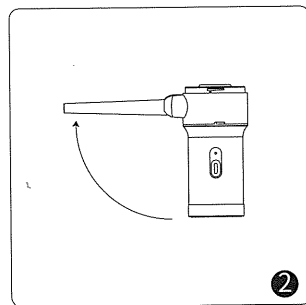
1. Never let the duster work meanwhile it's charged by a 2A USB outlet in case of shortening the life span of the duster.
2. In case that the air duster stops working in a short time, please keep the battery in a fully charged condition. Battery's lifetime would be shortened if you keep it in a wet place.

Tips: To shorten the charging time, please connect the cable with a 5V/2A USB outlet, like USB charger, cellphone adapter, etc., Some USB outlets might have insufficient output current, which will slow down the charging speed or even hinder the charging.

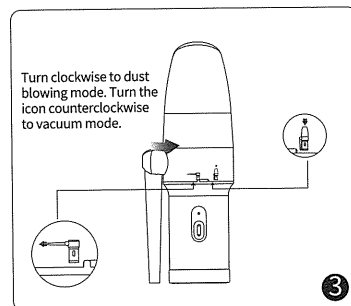
How to Use Dust Blowing




Hold the body of duster and the garbage bin respectively, and rotate clockwise to separate them



Open the blower tube as shown in the picture, do not use excessive force in case any damage.

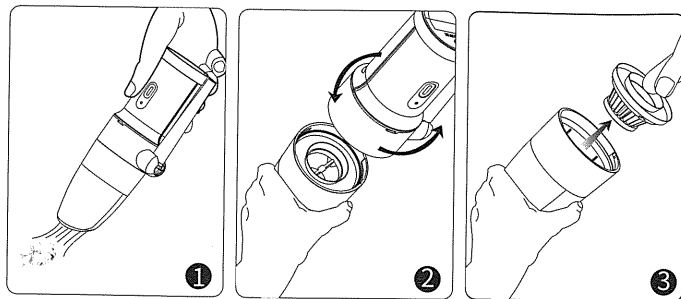


Hold the duster and turn it clockwise to the dust blowing mode, then press the start switch.



You can start blowing dust on items.

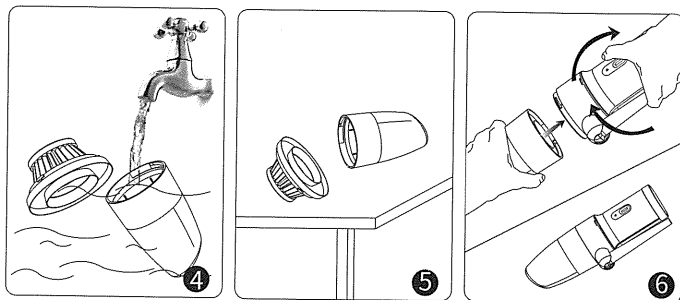
How to Use Vacuum for Cleaning



Hold the vacuum cleaner to start cleaning.

To prevent rubbish from falling after cleaning, please rotate the vacuum cleaner counterclockwise and separate the fuselage from trash bin

Hold the trash bin, take the dust filter out, and pour debris into the trash.

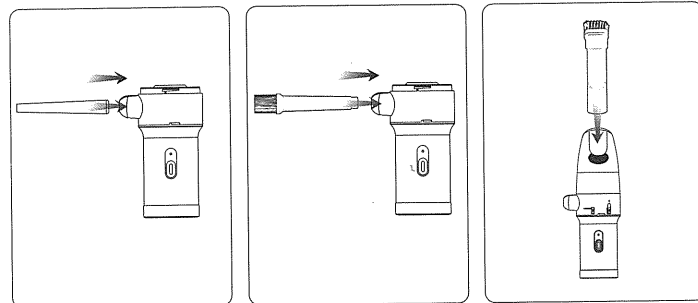


* The garbage bin and dust filter can be rinsed with clean water.

After drying, put the dust filter into the garbage bin.

Align the garbage bin and the vacuum cleaner body with the bayonet, and tighten them clockwise.

How to Use the Nozzle



Nozzle-1 for Blower

Nozzle-2 for Blower

Nozzle-3 for Vacuum

Warranty

To ensure that we meet your needs, OPOLAR offers one year warranty for defective products from the purchase date. The incorrect human operation, including disassembling, burning, soaking and dropping are not covered under the warranty.

For any customer query, product question or to honor your warranty, please write to support@opolar.com. Our usual response time is within 24 hours.

Extend Your Warranty to 18 Months

Register the device on OPOLAR website (www.opolar.com) to extend its warranty to 18 months. Also, you may get notifications for FREE PRODUCT TEST CHANCES or latest deals.

We Need Your Support

We welcome you to POST AN UNBIASED PRODUCT REVIEW on the product page so that others can benefit from your experience. As a growing business, we know how precious your time can be, so we especially appreciate your time and input. Your support is essential to us! Thanks so much!