

# VXM Stepping Motor Controller Initial Setup

AC Power Cord to DC Power Supply



AC Power Cord to AC



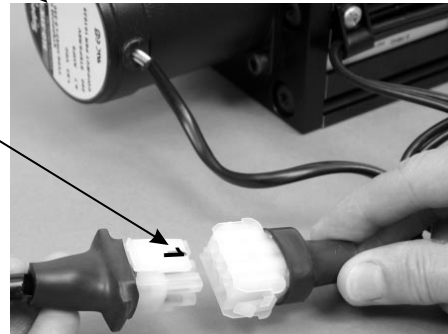
DC Power Supply to VXM



Motor  
Model/Type


Motor Cable to Motor

Axis #




Limit Switch Cable to Limit Switches

Axis #



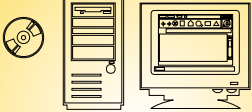
Serial Cable Computer to VXM



Bus Cable VXM to VXM for 3 or 4 Motors



**NOTE:**  
Tab aiming down,  
make sure tab locks  
into connector



**Run COSMOS Software on  
Computer to configure  
VXM for motors attached**