


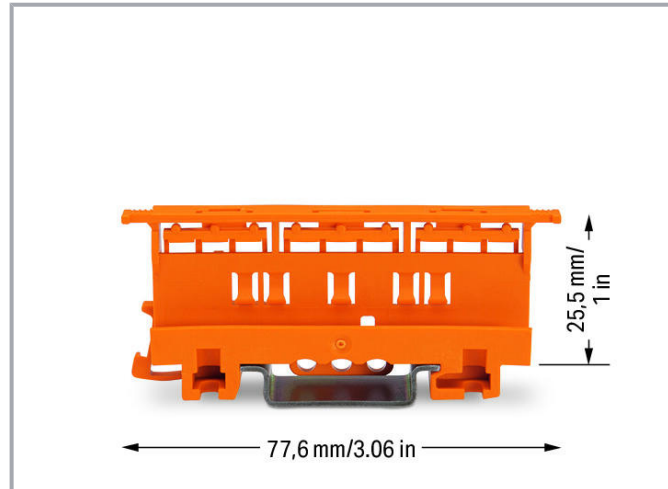
Data sheet | Item number: 221-500

Mounting carrier; 221 Series - 4 mm²; for DIN-35 rail mounting/screw mounting; orange

www.wago.com/221-500



Color: 



Data

Physical data

Width	17.5 mm / 0.689 inch
Height	77.6 mm / 3.055 inch
Depth from upper-edge of DIN-rail	25.5 mm / 1.004 inch

Mechanical data

Mounting type	DIN-35 rail Screw mount
Suitable	for 2-, 3- and 5-conductor 221 Series Splicing Connectors (4 mm ²)

Material data

Note (material data)	Information on material data can be found here
Color	orange
Insulation material	Polyamide (PA66)
Flammability class per UL94	V0
Weight	9.6 g

Subject to changes. Please also observe the further product documentation!

WAGO GmbH & Co. KG
Hansastr. 27
32423 Minden
Phone: +49571 887-0 | Fax: +49571 887-169
Email: info.de@wago.com | Web: www.wago.com


Do you have any questions about our products?
We are always happy to take your call at 01788 568 008.

Commercial data


PU (SPU)	50 (10) Stück
Packaging type	box
Country of origin VKOrg Germany	CN
GTIN	4055143421942
Customs tariff number VKOrg Germany	39269097900

Optional accessories

Marking accessories

Marking strip	
	Item no.: 210-833 Marking strips; 25 m on roll; 6 mm wide; plain; Self-adhesive; white
	www.wago.com/210-833

Mounting adapter

Mounting accessories	
	Item no.: 222-505 Strain relief plate; for mounting carrier; 221 or 222 Series, can be snapped
	www.wago.com/222-505
	Item no.: 222-510 Angled DIN-rail adapter; in combination with mounting carrier; 221-500 or 222-500; for DIN-35 rail mounting; gray
	www.wago.com/222-510

Downloads

Documentation

Bid Text

221-500 X81 - Datei	Feb 19, 2019	xml 2.8 kB	Download
221-500 docx - Datei	Jan 23, 2019	docx 14.9 kB	Download
ausschreiben.de 221-500		URL	Download

Additional Information

Technical Section Technical explanations	pdf 2.2 MB	Download
---------------------------------------------	---------------	----------

Subject to changes. Please also observe the further product documentation!



CAD/CAE-Data

CAD data

2D/3D Models 221-500	URL	Download
----------------------	---------------------	--------------------------

CAE data

EPLAN Data Portal 221-500	URL	Download
---------------------------	---------------------	--------------------------

ZUKEN Portal 221-500	URL	Download
----------------------	---------------------	--------------------------


Environmental Product Compliance

Compliance Search

Environmental Product Compliance 221-500	URL	Download
Mounting carrier; 221 Series - 4 mm ² ; for DIN-35 rail mounting/screw mounting; orange		


Installation Notes

Conductor termination



CAGE CLAMP® connection:

Conductor termination with connectors fitted in a mounting carrier



Removing a conductor.

Subject to changes. Please also observe the further product documentation!



Inserting a connector into the mounting carrier.



Inserting a connector into the mounting carrier.




Removing a connector from the mounting carrier.




Securing a strain relief plate (222-505) to the mounting carrier.




Snapping the angled DIN-rail adapter (222-510) onto the mounting carrier.




Horizontal mounting on DIN-35 rail using an angled DIN-rail adapter



Horizontal mounting on DIN-35 rail using an angled DIN-rail adapter



Horizontal screw mounting with strain relief plate on a flat surface



Vertical mounting with strain relief plate on DIN-35 rail

Subject to changes. Please also observe the further product documentation!



Strain relief via cable ties on the mounting carrier (transverse to the connectors' wiring direction) – clamping units labeled via marking strips (210-334)




Vertical screw mounting with strain relief plate on a flat surface



Mounting carrier on a DIN-35 rail

Testing



Testing connectors via test slots on top of the carrier.

Subject to changes. Please also observe the further product documentation!