

# *LHRS Analysis for $d_2^n$*

*Data Quality, Trigger Variable, & Scintillator Studies*

---

D. Flay



Hadronic & Nuclear Physics Group  
Temple University Physics Department

---

9/9/10

# Outline

- 1  $A_1^n$  Statistical Error Projection
  - Sample Calculation
  - Comparison to World Data
- 2 Scintillator Calibration
  - S2m Time – S1 Time
- 3 Summary

# $A_1^n$ Statistical Error Projection (1)

## Sample Calculation

- From the [note](#), we have various quantities:
  - $N_p$  = Number of events that remain **after** a momentum cut **only**
  - $N_{\text{cut}}$  = Number of events that remain **after all cuts**
  - $N_{\text{raw}}$  = Number of events recorded for the sample run 2060
  - $N_T$  = Number of events recorded in parallel running over the run ranges 1530–1553 and 1702–1719
  - $N_{\text{eff}} = (N_{\text{cut}}/N_{\text{raw}}) N_T =$  **Effective** number of events that would remain after all cuts are applied to **all** parallel data
- The momentum cut:
  - $\delta p_{i,i-1}/2 < p_i < \delta p_{i,i+1}/2$   
 $\delta p_{i,j} = |p_i - p_j|, j = i - 1, i + 1$
  - For instance, if  $p_i = 1.20, p_{i-1} = 1.13, p_{i+1} = 1.27$   
(5-pass LHRS  $p$  settings)  
 $\Rightarrow \text{cut} = 1.165 < \text{BB.tr.p}[0] < 1.235$

# $A_1^n$ Statistical Error Projection (2)

## Sample Calculation

- Utilizing all the good electron cuts (see the note), we obtain:

- $N_p = 30386$
- $N_{\text{cut}} = 4372$
- $N_{\text{raw}} = 4681052$
- $N_T = 214350416$
- $\Rightarrow N_{\text{eff}} = 200199$

- The errors on the parallel asymmetry and  $A_1^n$ :

$$\Delta A_{\parallel}^{\text{raw}} = \frac{1}{\sqrt{N_{\text{eff}}}} = 0.223\%$$

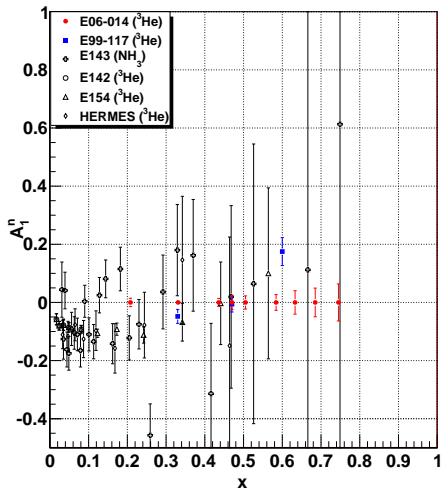
$$\Delta A_1^n \approx \Delta A_{\parallel}^{\text{phys}} = \frac{1}{P_b P_t R D \sqrt{N_{\text{eff}}}} = 2.388\%$$

- Physics quantities:

- $P_b \approx 0.65$  is the beam polarization
- $P_t \approx 0.60$  is the target polarization
- $R \approx 0.30$  is the ratio of  $^3\text{He}$  to neutron structure functions
- $D \approx 0.80$  is the dilution factor

# $A_1^n$ Statistical Error Projection (3)

E06-014 (5-pass Data) Compared to World Data



# Scintillator Calibration (1)

Corrected S2m time – S1 raw time: Method

- With the S2m paddles calibrated, we now look to the S1 paddles
  - Look at the **time difference** between the two planes to see how to manipulate the time offsets for S1
  - The left-right (L-R) time offset for each paddle in S1 has already been done (and implemented in the DB)
- We consider the time difference between S2m (**corrected**) and S1 (**raw**) paddles :

$$\Delta t_{jk} = t_{S2m_j} - t_{S1_k}$$

- From this, we determine what offset needs to be applied to **both** the L and R PMTs
- We keep in mind the fact that the S2m paddles have each been calibrated to **61.15 ns**
- **Choose**  $\Delta t_{jk} = 6 \text{ ns}$

## Scintillator Calibration (2)

Corrected S2m time – S1 raw time: Method

- There are only **six** time offsets to work with in the DB for the L and R PMTs
  - Utilize the **average time difference for each paddle** (in S1) in the quantity  $\Delta t_{jk} \Rightarrow \Delta t_{jk,avg}$
  - This should be fine as long as the  $\Delta t_{jk}$ 's are consistent with one another for a given S1 paddle
- Each (L and R) S1 PMT acquires the offset (in the DB):

$$t_{\text{off},L}^k = \delta t_L^k + f \delta t^k$$

$$t_{\text{off},R}^k = \delta t_R^k + f \delta t^k$$

$$\delta t^k = 6.00 - \Delta t_{jk,avg}$$

$$f = 20 \text{ ch./ns}$$

# Scintillator Calibration (3)

Corrected S2m time – S1 raw time: Before

| Scintillator Calibration |            |                      |                          |
|--------------------------|------------|----------------------|--------------------------|
| S1 Paddle                | S2m Paddle | $\Delta t_{jk}$ (ns) | $\Delta t_{jk,avg}$ (ns) |
| 0                        | 0          | 17.21                | 17.27                    |
|                          | 1          | 17.36                |                          |
|                          | 2          | 17.25                |                          |
| 1                        | 3          | 15.59                | 15.56                    |
|                          | 4          | 15.55                |                          |
|                          | 5          | 15.55                |                          |
| 2                        | 5          | 7.93                 | 7.93                     |
|                          | 6          | 7.92                 |                          |
|                          | 7          | 7.91                 |                          |
| 3                        | 8          | 8.05                 | 8.05                     |
|                          | 9          | 8.07                 |                          |
|                          | 10         | 8.04                 |                          |
| 4                        | 10         | 6.92                 | 6.92                     |
|                          | 11         | 6.92                 |                          |
|                          | 12         | 6.91                 |                          |
| 5                        | 13         | 4.23                 | 4.21                     |
|                          | 14         | 4.18                 |                          |
|                          | 15         | 4.23                 |                          |



# Scintillator Calibration (4)

Corrected S2m time – Corrected S1 time: After

- Most  $\Delta t_{jk}$  are consistent
- Is it S1 or S2m yielding the discrepancy?
- Is the discrepancy too small to fix?

| Scintillator Calibration |            |                      |                          |
|--------------------------|------------|----------------------|--------------------------|
| S1 Paddle                | S2m Paddle | $\Delta t_{jk}$ (ns) | $\Delta t_{jk,avg}$ (ns) |
| 0                        | 0          | 5.99                 | 5.99                     |
|                          | 1          | 5.98                 |                          |
|                          | 2          | 6.02                 |                          |
| 1                        | 3          | 5.95                 | 5.96                     |
|                          | 4          | 5.96                 |                          |
|                          | 5          | 5.96                 |                          |
| 2                        | 5          | 5.98                 | 5.99                     |
|                          | 6          | 6.01                 |                          |
|                          | 7          | 6.00                 |                          |
| 3                        | 8          | 6.02                 | 6.02                     |
|                          | 9          | 6.04                 |                          |
|                          | 10         | 6.01                 |                          |
| 4                        | 10         | 5.99                 | 5.99                     |
|                          | 11         | 5.99                 |                          |
|                          | 12         | 5.98                 |                          |
| 5                        | 13         | 5.99                 | 5.99                     |
|                          | 14         | 6.01                 |                          |
|                          | 15         | 5.99                 |                          |

# Scintillator Calibration (5)

Corrected Time Averages

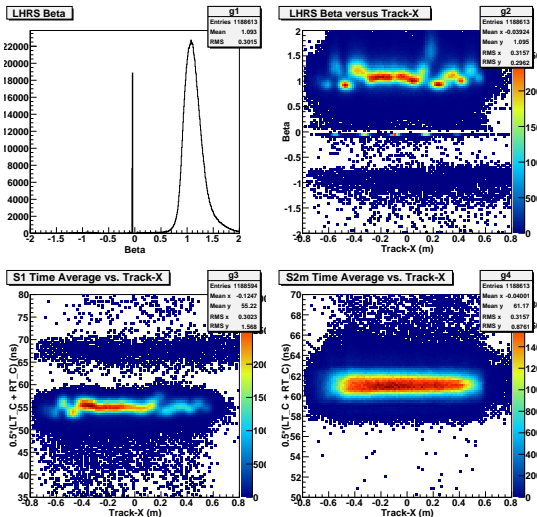
- Fairly good agreement
- TDC resolution is 0.05 ns/ch.

| S1 Time Averages |                       |
|------------------|-----------------------|
| Paddle           | $t_{\text{avg}}$ (ns) |
| 0                | 55.17                 |
| 1                | 55.19                 |
| 2                | 55.18                 |
| 3                | 55.15                 |
| 4                | 55.18                 |
| 5                | 55.15                 |

| S2m Time Averages |                       |
|-------------------|-----------------------|
| Paddle            | $t_{\text{avg}}$ (ns) |
| 0                 | 61.17                 |
| 1                 | 61.15                 |
| 2                 | 61.19                 |
| 3                 | 61.15                 |
| 4                 | 61.15                 |
| 5                 | 61.15                 |
| 6                 | 61.19                 |
| 7                 | 61.19                 |
| 8                 | 61.17                 |
| 9                 | 61.19                 |
| 10                | 61.16                 |
| 11                | 61.17                 |
| 12                | 61.15                 |
| 13                | 61.15                 |
| 14                | 61.16                 |
| 15                | 61.14                 |

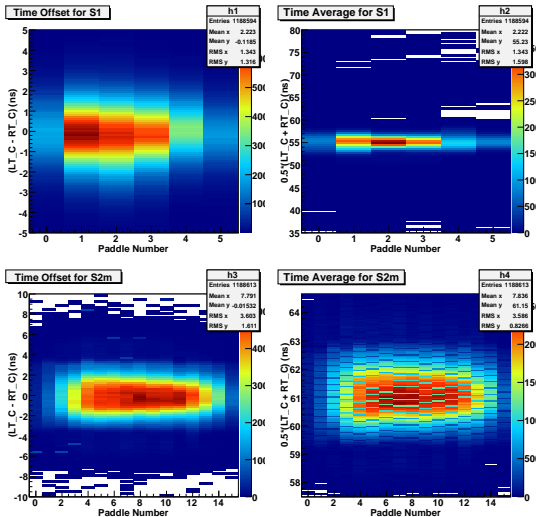
# Scintillator Calibration (6)

$\beta$  Distribution



# Scintillator Calibration (7)

S1, S2m Distributions



# Summary

- The projected statistical error on  $A_1^n$  is promising
  - Will provide a direct test on the JLab E99-117 result
  - Extend the precision data coverage to large- $x$
- $\Delta t_{jk}$  adjusted to 6 ns for appropriate S2m, S1 paddle combinations
  - $\beta$  still displays significant jitter — is it due to the  $\sim 0.01$ – $0.04$  ns differences in S2m, S1 paddle times — or is this time difference too small to fix?
  - Didn't get a chance to fine tune these numbers yet. . .

# What's Next?