



DAQ Acquisition Status and to be done

Magne Magali

July 6th 2010

Status of the week

Bye Bye..
init problems

1. "EIEIO" has solved init problems



2. Cosmics run has been done with the second processor in second crate.
3. 9/14 boards have been tested to verify the right functionality (at the moment the board 0x0C has been excluded , tests must be done later)
4. New ARS firmware



4 boards with well read 5000 evenements
trigger 400 Hz/ run 1588
only 1 vme cycle has been lost at the begining

- Board 1
0x0E

The screenshot displays a Linux desktop environment with a red background. The main window, titled 'c1', contains four vertically stacked plots showing data over time. The top three plots show noisy data with a clear gap in the middle, while the bottom plot shows a similar pattern but with a different noise profile. Below the plots is a terminal window with the following text:

```
4900
5000
analyzer [17] decodeallcard_bk(1588,0,0)
how many events do you want500
100
200
300
400
500
analyzer [18] █
```

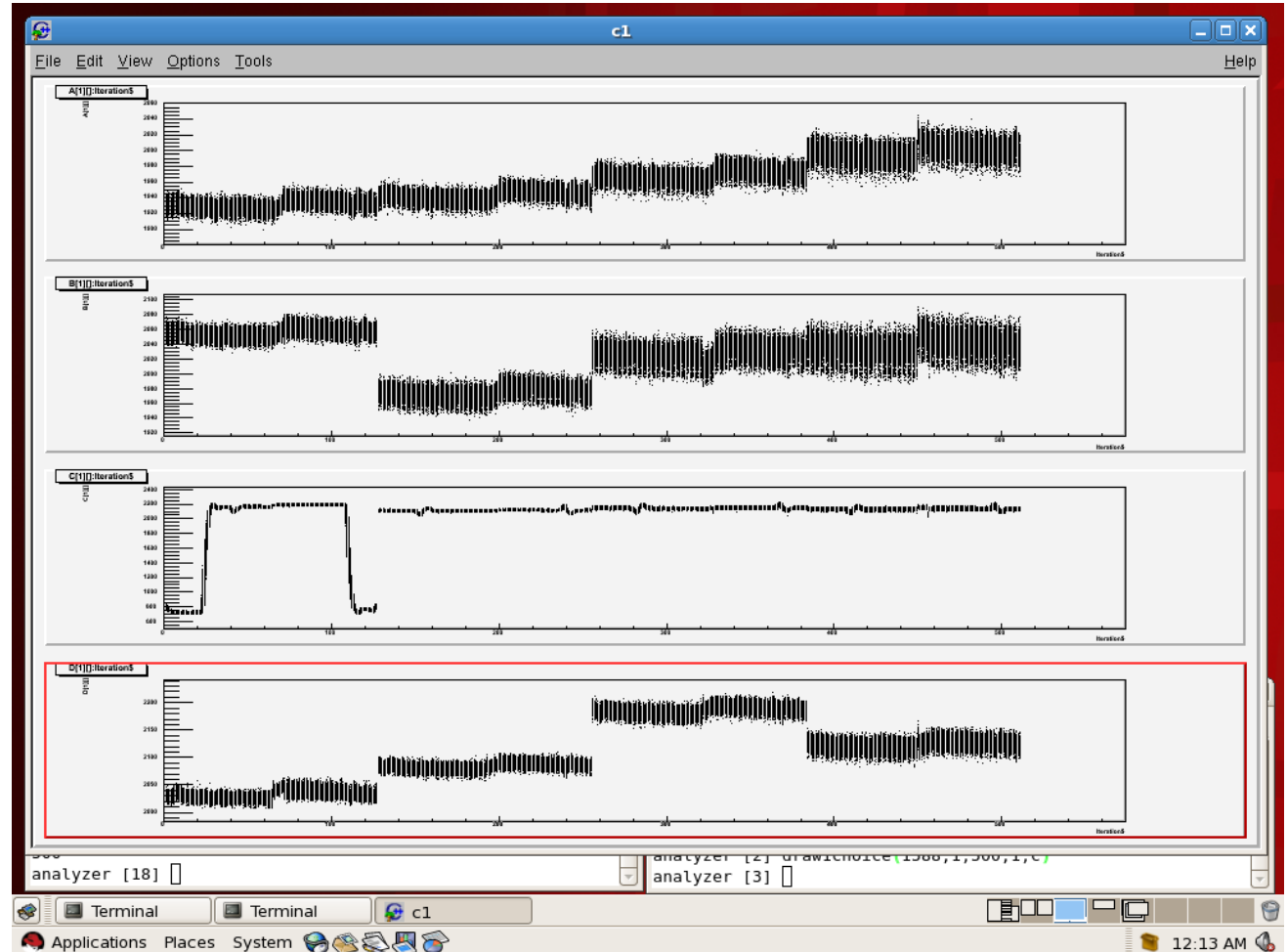
To the right of the 'c1' window is another terminal window titled 'Terminal' with the following text:

```
File Edit View Terminal Tabs Help
analyzer [5] c= new TCanvas
(class TCanvas*)0x896bd50
analyzer [6] draw1choice(1588,2,500,1,c)
analyzer [7] c= new TCanvas
(class TCanvas*)0x896bd50
analyzer [8] draw1choice(1588,3,500,1,c)
analyzer [9] █
```

The desktop also shows a folder icon labeled 'untitled folder' and a system tray at the bottom right displaying the time '12:15 AM'.

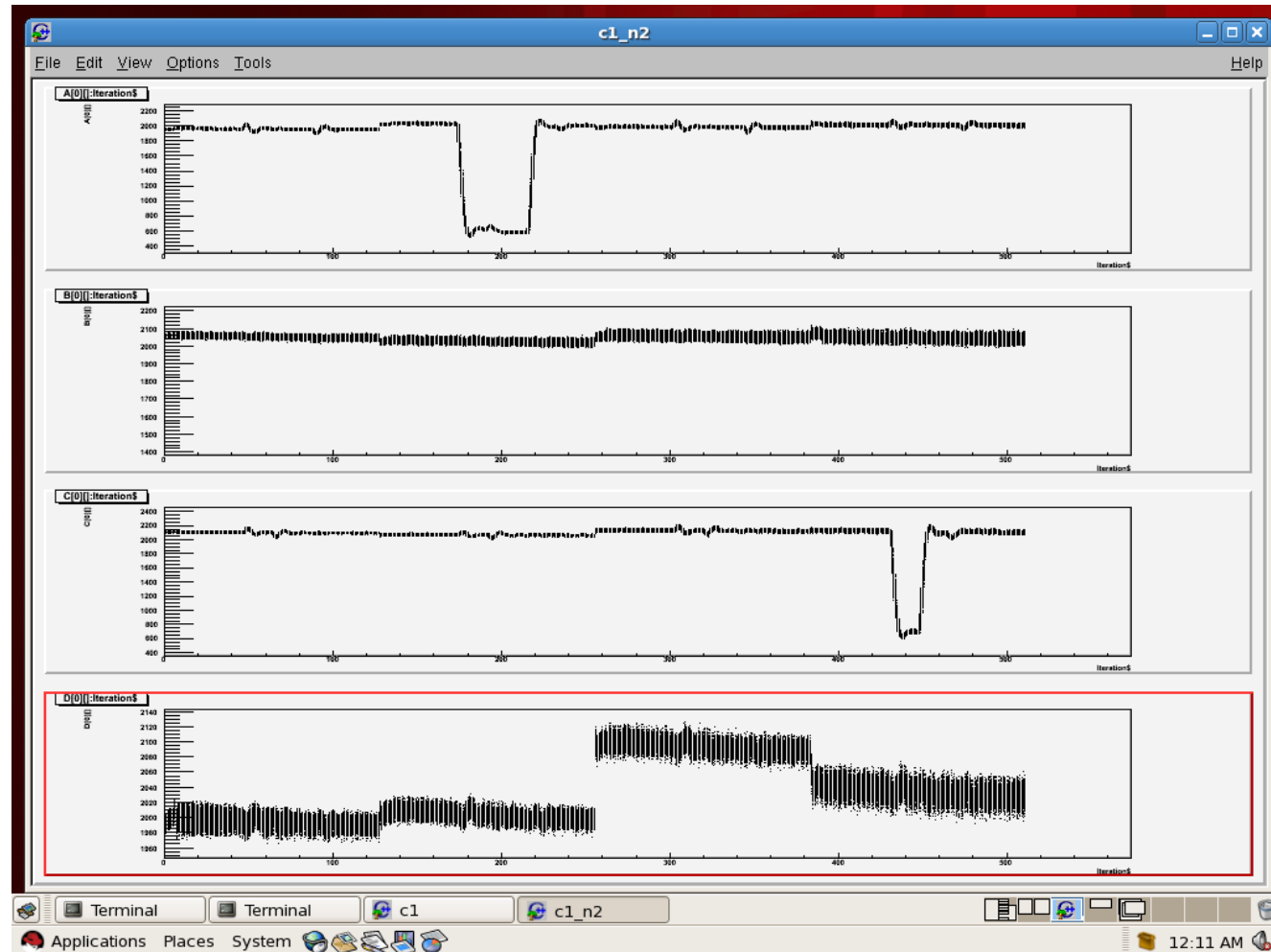
4 boards with well read 5000 evenements
trigger 400 Hz/ run 1588
only 1 vme cycle has been lost at the begining

- Board 2
0x0E



4 boards with well read 5000 evenements
trigger 400 Hz/ run 1588
no vme cycle has been lost at the begining

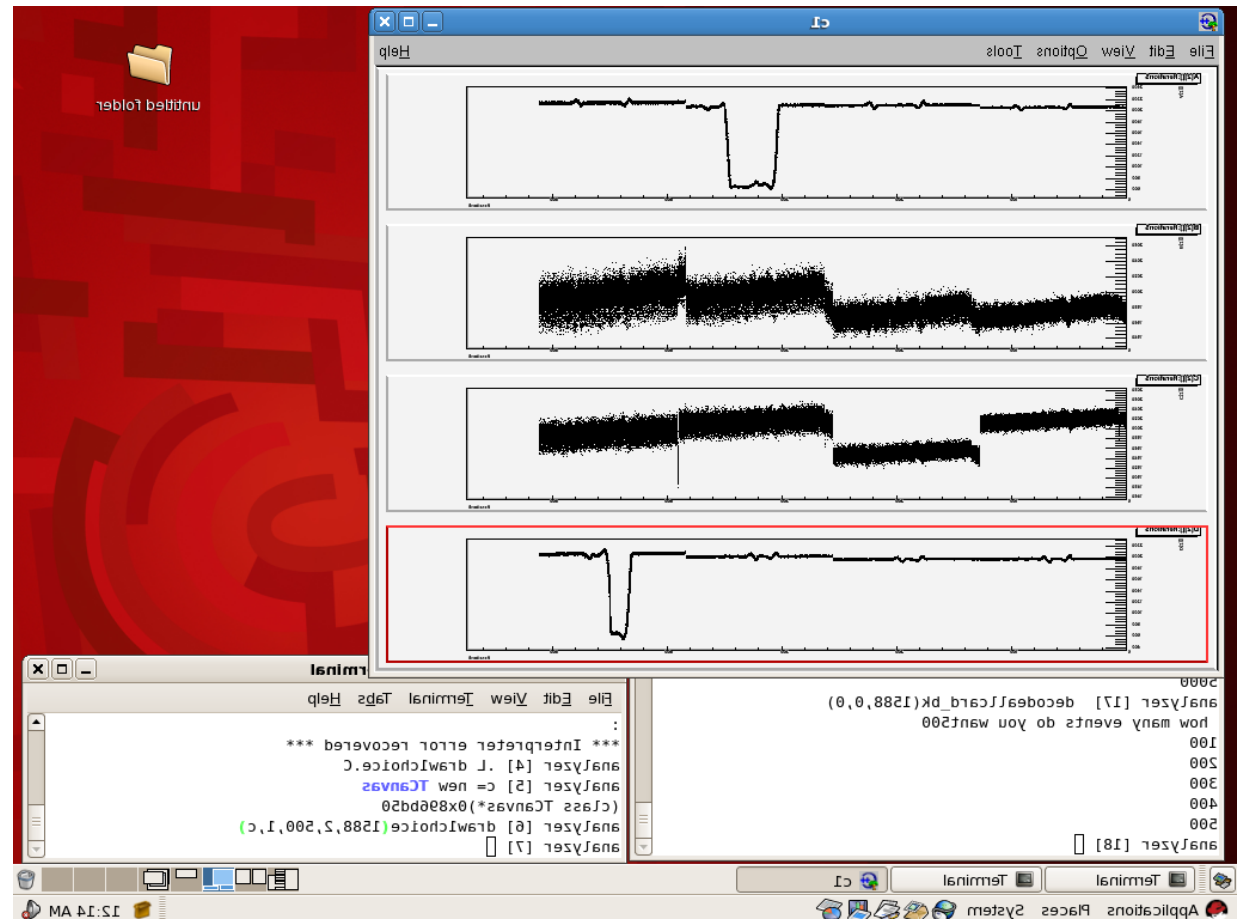
- Board 2
0x0A



4 boards with well read 5000 evenements
trigger 400 Hz/ run 1588

No vme cycle has been lost at the begining

- Board 4
- 0x05



data acquisition during 1 night 7/6/2010

- 4 ars board in crate
- 0,719 Hz trigger
- Run number :

Process to init ARS Boards

1. Init each ARS board in crate
2. Make an external reset via board « Fan-out »
(0x370008 / A24/D16/ data = 0x01)
3. Put more than 3 VME trigger a the address 0x 20 of each by a write in this register.

To be done at JLAB 1/2

- Leds matrix
 - in elog : slow control /led
 - I have put all the informations to make the software to use the board v1495, for the selection of the lighting-up of the Leds.
- → to do :
 - a sub-program of the board to dialog with the processor.

ARS 1/...

1- Init of the boards:

- At the moment 1 configuration file program all boards with the same parameters.

➔to do :

According to the ARS boards declared in the file
ARSboard4.C,
each card must have his own configuration file .

ARS 2/...

- Have a right acquisition
 - Optimize my firmware
 - Make some Elog of the last tests done during the weekend.
 - Testing some thing at clermont on ars spare
 - Have a stable configuration processor ,c oda ...

Trigger

- Not a lot of thing has been done during this travel.
- To do for me :
 - Clermont : test the spare of the trigger
 - Send the register list to have a software with a small display when i come back.

Bye Bye

See you in a month

With a lot of news ideas

For a right working of the electronics