

BigBite Analysis:

LHRS/BB scattering angle, LHRS Bin Asymmetries, Tape ROOTfiles

Matthew Posik

¹Temple University
Philadelphia, PA 19122

07/28/2011

Outline

- 1 BigBite and LHRS Scattering Angles
- 2 4.7GeV LHRS Binned Asymmetries
- 3 SkimROOTfile Tape Locations
- 4 What's Next

Acquiring the Scattering Angle

- Dave Fitted the **LHRs** scattering angle at various momentum setting to a **Gaussian fit** to acquire the mean value.
- To mimic this in **BigBite**:
 - Make a momentum cut that is $\pm 3.5\%$ of the **LHRs central momentum values** (p_0).
 - Fit each p_0 scattering angle with a Gaussian to get the mean scattering angle.
- Compare the **LHRs** and **BigBite** mean scattering angles at each p_0 .
- There is quite a bit of structure to the BigBite scattering angle

BigBite Scattering Angle Fits

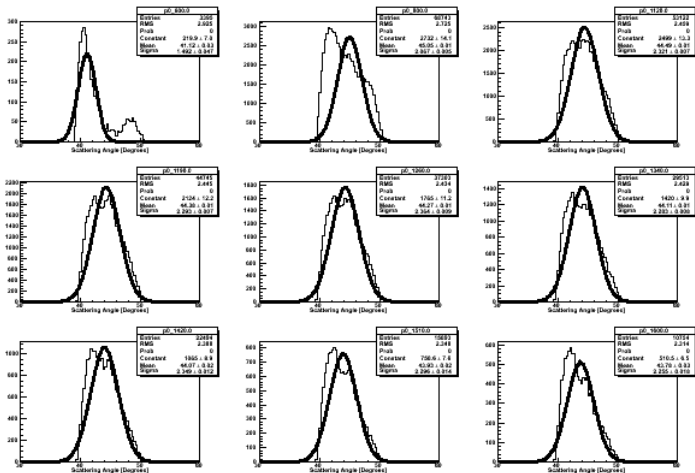


Figure: The BigBite scattering angle at the matching p_0 value of the LHRS, with a 3.5% acceptance window for each p_0 value.

Scattering Angle Comparison Table

p_0 [MeV]	LHRS Scattering Angle [Deg.]	BB Scattering Angle [Deg.]	(BB-LHRS)/(LHRS) [%]
600	44.85	41.12	-8.32
800	44.85	45.05	0.44
1120	44.89	44.49	-0.89
1190	44.90	44.38	-1.16
1260	44.80	44.27	-1.18
1340	44.78	44.11	-1.15
1420	44.80	44.07	-1.62
1510	44.80	43.93	-1.95
1600	44.69	43.78	-2.05

Table: LHRS and BigBite scattering angles at various p_0 settings. Note: Average error on ratio is $\sim 5.5\%$, this is based on the LHRS and BigBite sigma of the Gaussian fits.

Scattering Comparison Plot

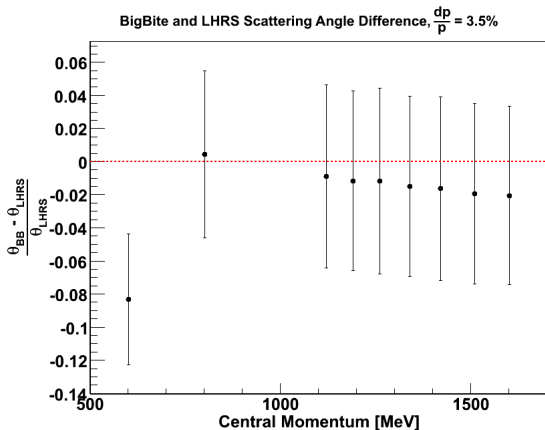


Figure: The BigBite and LHRs scattering angle comparison at matching p_0 values of the LHRs, with a 3.5% acceptance window for each p_0 value.

Defining LHRS Bins

- LHRS bins were defined by the magnet **central momentum** setting of the LHRS.
- For our **4.7 GeV** data set we took **9** different central momentum settings
- The bin width is defined as $p_0 \pm 3.5\%$, with p_0 being the bin center.
- This is then converted to $x_{Bjorken}$ variable.
- When plotting the asymmetries, the **bin center** is the **mean** $x_{bjorken}$ value of the positive and negative helicity electrons.
- LHRS **mid-to-low** $x_{Bjorken}$ bins are **narrower** than the bins previously defined with BigBite.

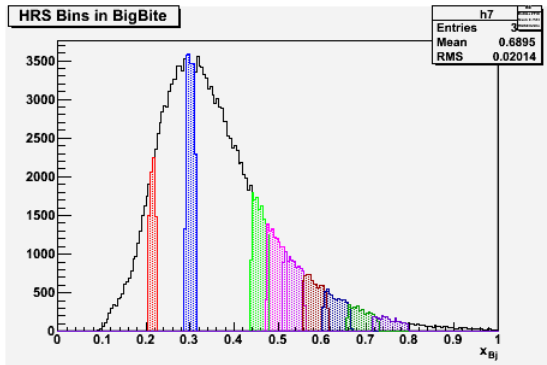
4.7GeV LHRS $x_{Bjorken}$ Bins

Figure: The LHRS x_{Bjk} bins compared to BigBite x_{Bjk}

4.7GeV LHRS Raw Asymmetries

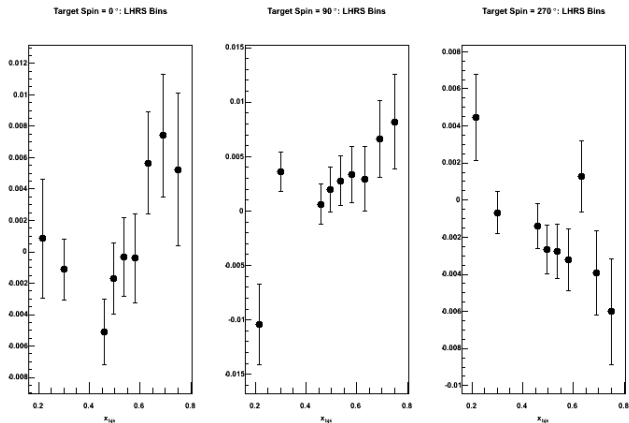


Figure: Raw asymmetry binned in LHRS 4.7 GeV bins.

4.7GeV LHRS Physics Asymmetries

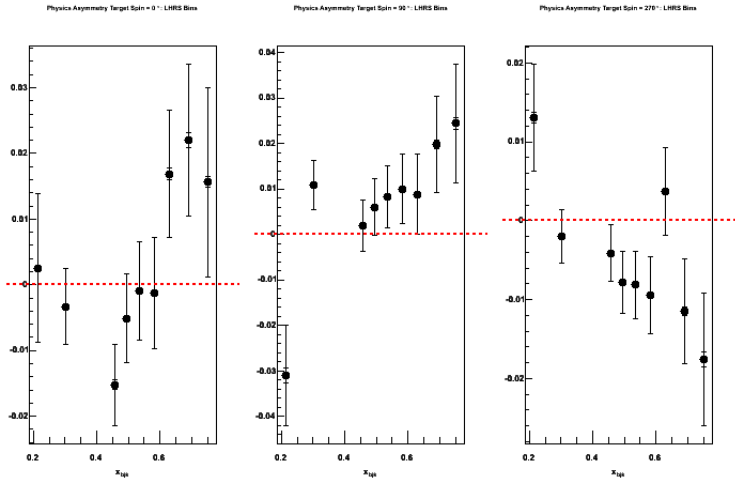


Figure: Physics asymmetry binned in LHRS 4.7 GeV bins. Note: There is N2 dilution correction.

4.7GeV LHRS Longitudinal and Transverse Asymmetries

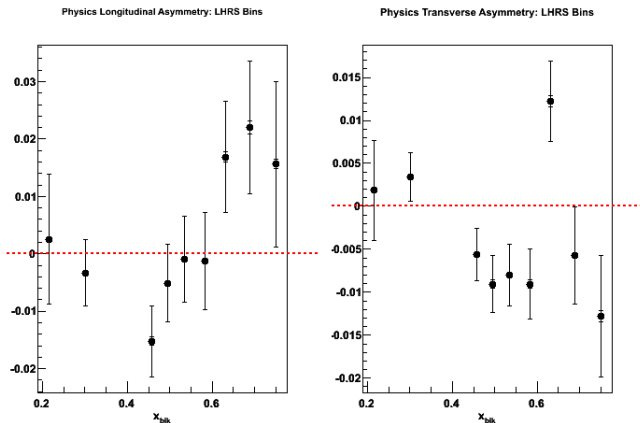


Figure: Longitudinal and transverse asymmetry binned in LHRS 4.7 GeV bins. **Note: There is N2 dilution correction.**

SkimROOTfile Tape Locations

- Moved all BigBite Raw and SkimROOT files to Tape
- ROOT files on tape located at

https://hallaweb.jlab.org/wiki/index.php/Analysis_resources_for_d2n#Replayed_ROOTfile_Locations

What's Next...

- Get kinematics in LHRS bins
- Start compiling 5-pass wave-plate IN/OUT and target spin file
- Radiative Correction
 - Waiting to here back from Karl about getting PolRad
 - Looking through RadCor, there seems to be a polarized cross-section radiative correction program. I will start to look into this code.